

# DIRECTIONS

- 1) Students will flip a picture card on the mat.
- 2) Students will say the word slowly and segment the sounds. As they segment the sounds, they will drive the car (either a toy car or the clip art ones given) into the garage.

## QUICK DIFFERENTIATION

### KIDS THAT NEED A CHALLENGE:

- 1) Have students show what they know by using the recording sheet to write the word in elkonin boxes after they segment the sounds.

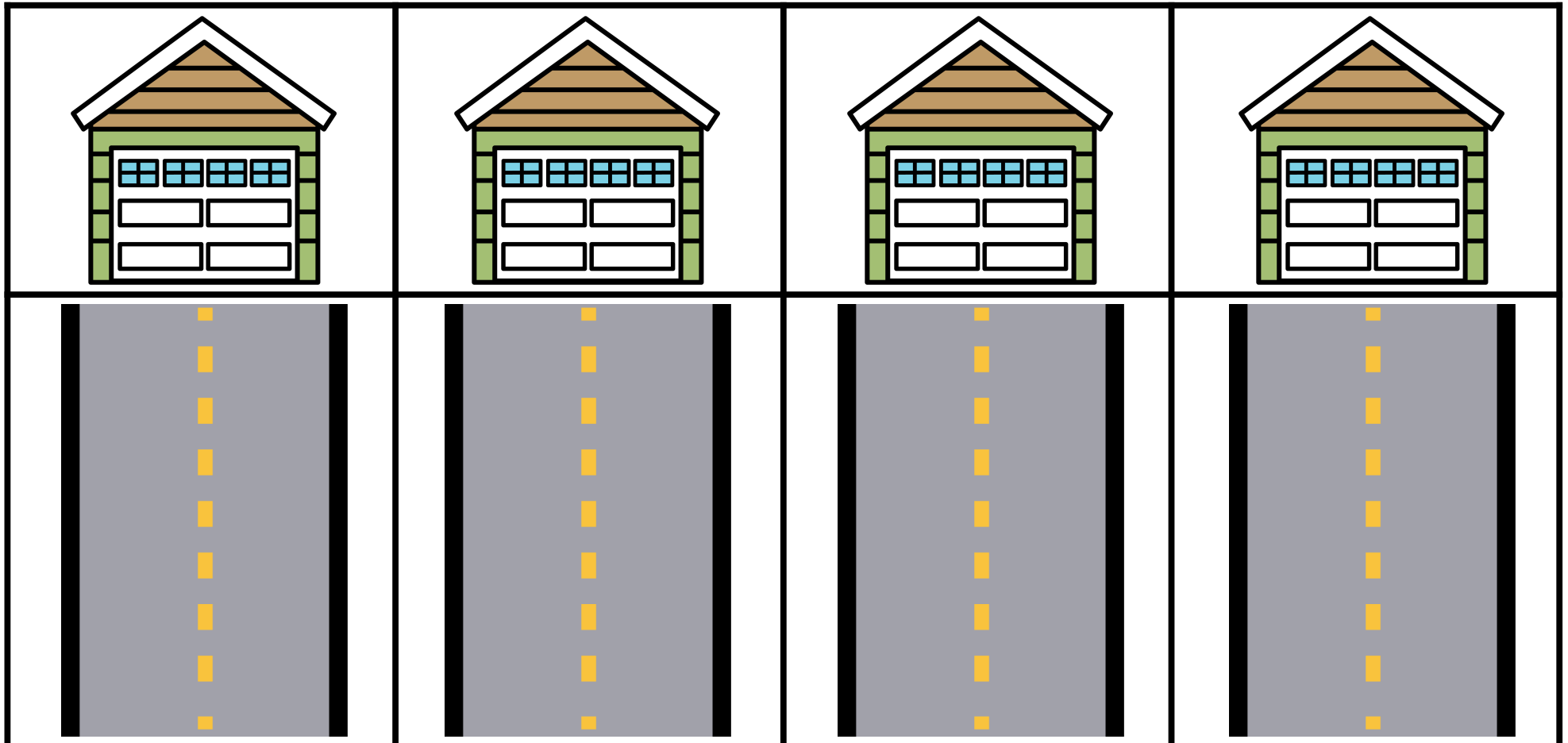
### KIDS THAT NEED A REVIEW:


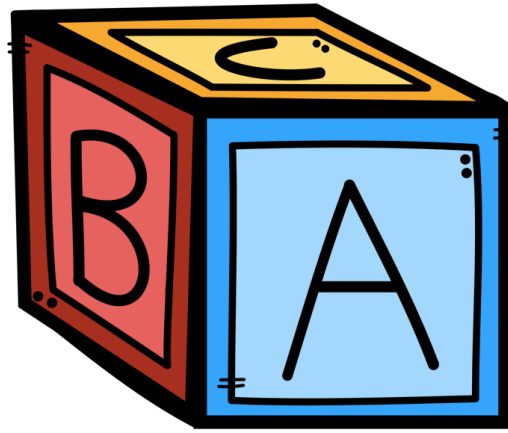


- 1) Pull students into a small group and model how to say the words slowly to segment the sounds/phonemes.

# DRIVE IT UP!

Flip a card. Say the word out loud. As you segment the sound, drive the car to the garage.

Place cards  
here.

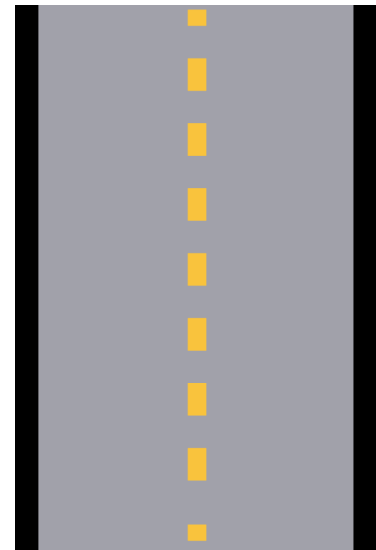

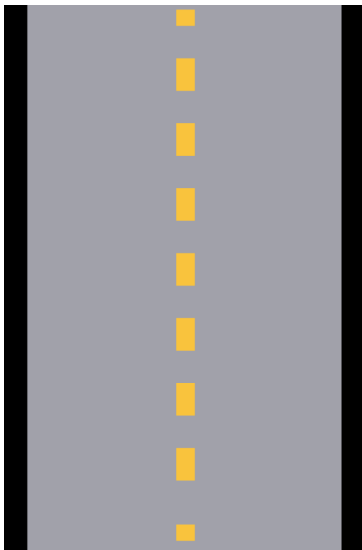








# DRIVE IT UP!

Flip a card. Say the word out loud. As you segment the sound, drive the car to the garage.

Place cards  
here.




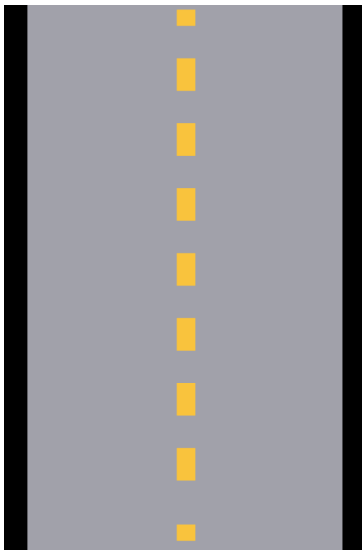




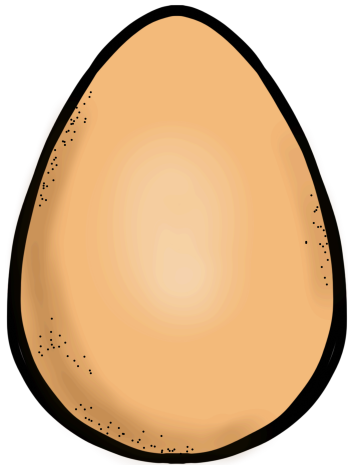




# DRIVE IT UP!

Flip a card. Say the word out loud. As you segment the sound, drive the car to the garage.

Place cards  
here.



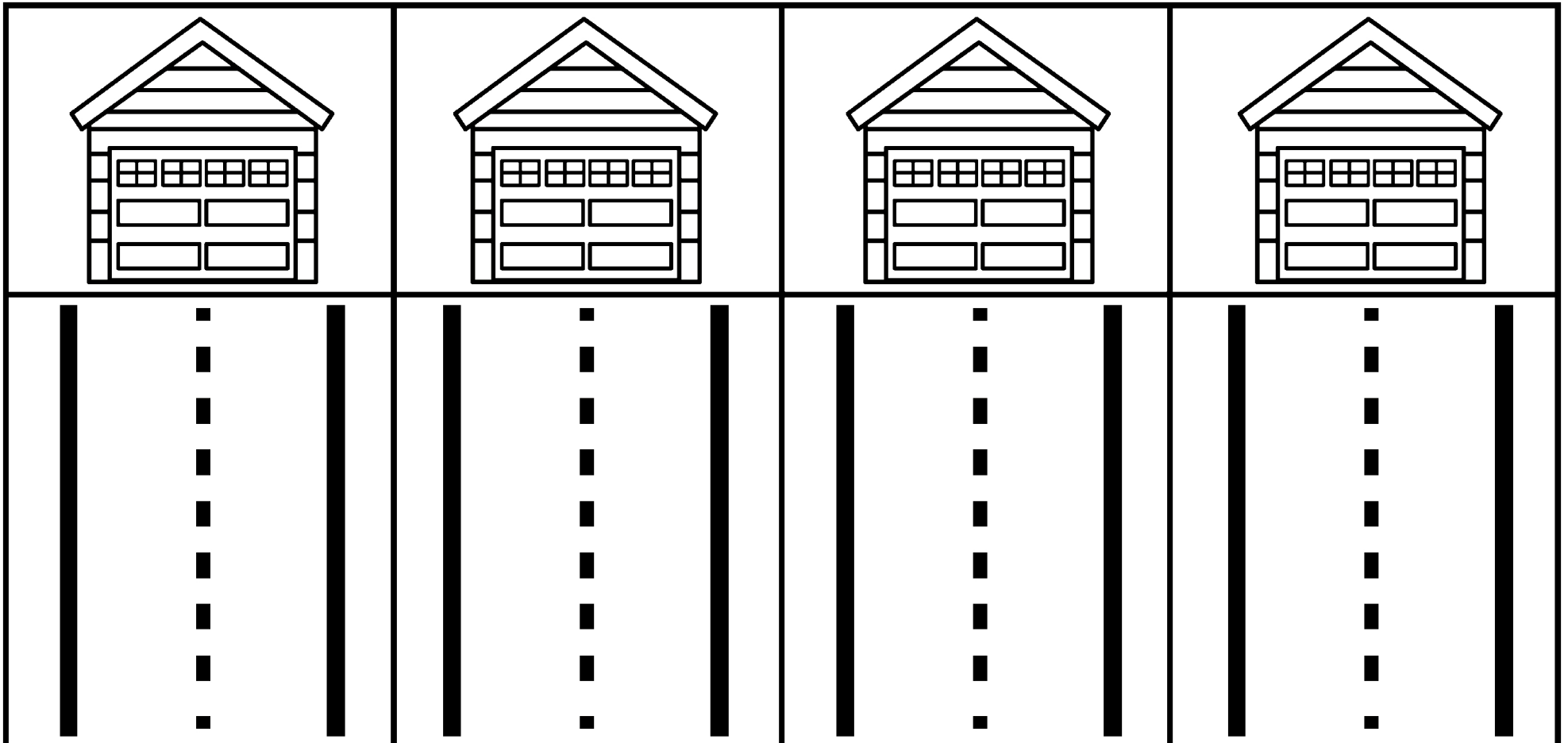



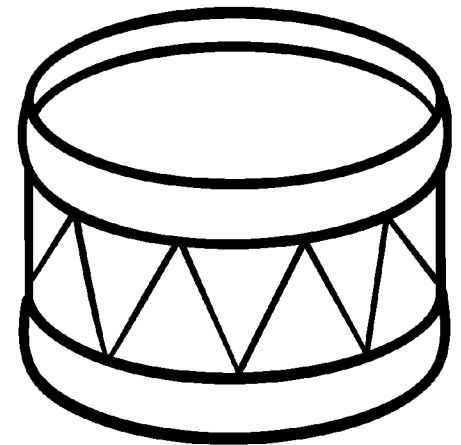
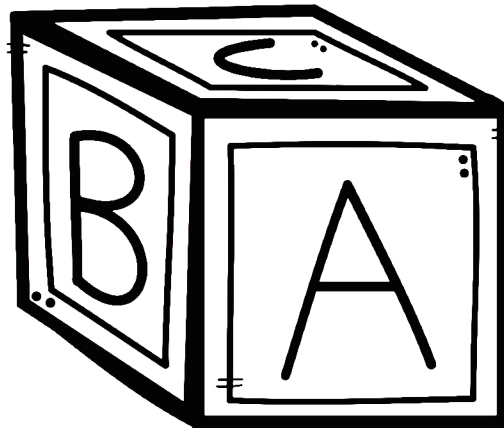





# DRIVE IT UP!

Flip a card. Say the word out loud. As you segment the sound, drive the car to the garage.

Place cards  
here.

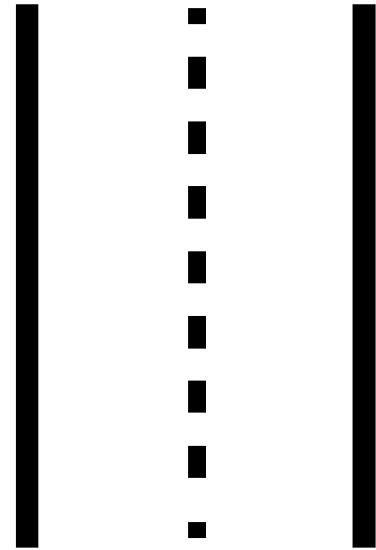
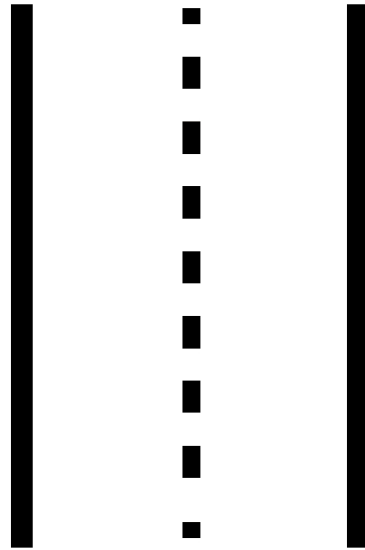
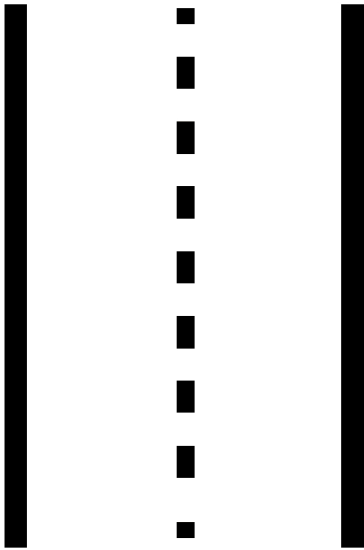






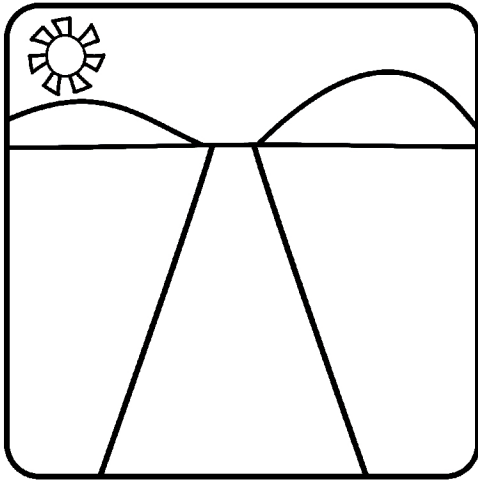





# DRIVE IT UP!

Flip a card. Say the word out loud. As you segment the sound, drive the car to the garage.

Place cards  
here.



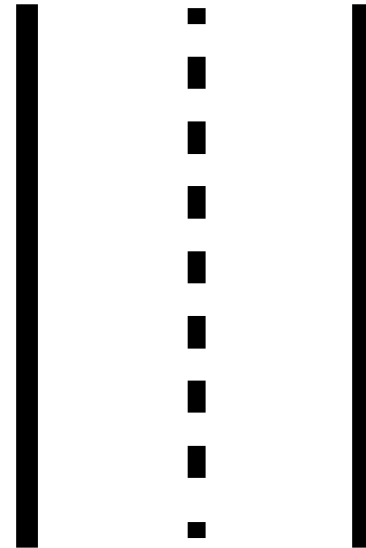
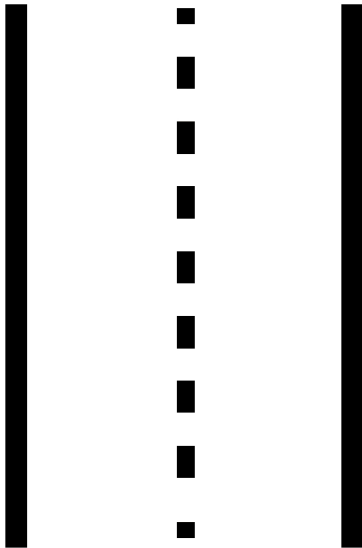


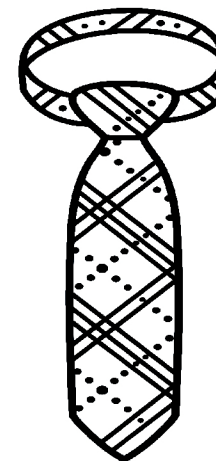

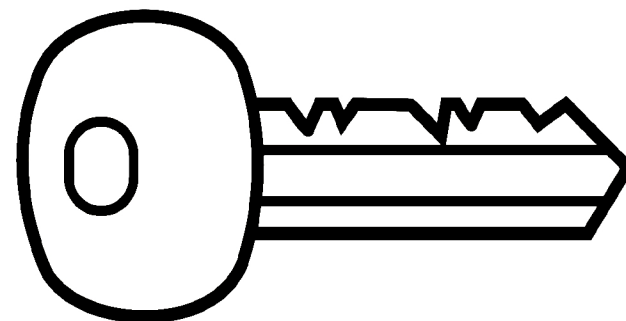









# DRIVE IT UP!

Flip a card. Say the word out loud. As you segment the sound, drive the car to the garage.

Place cards  
here.







# I can segment and spell!

Show what you know.

Segment the sounds and write the words in the elkonin boxes.

<table border="1"><tr><td></td><td></td><td></td><td></td></tr></table>					<table border="1"><tr><td></td><td></td><td></td><td></td></tr></table>					<table border="1"><tr><td></td><td></td><td></td><td></td></tr></table>				
<table border="1"><tr><td></td><td></td><td></td><td></td></tr></table>					<table border="1"><tr><td></td><td></td><td></td><td></td></tr></table>					<table border="1"><tr><td></td><td></td><td></td><td></td></tr></table>				
<table border="1"><tr><td></td><td></td><td></td><td></td></tr></table>					<table border="1"><tr><td></td><td></td><td></td><td></td></tr></table>					<table border="1"><tr><td></td><td></td><td></td><td></td></tr></table>				

# I can segment and spell!

Show what you know.

Segment the sounds and write the words in the elkonin boxes.

<div><div></div><div></div><div></div></div>	<div><div></div><div></div><div></div></div>	<div><div></div><div></div><div></div></div>
<div><div></div><div></div><div></div></div>	<div><div></div><div></div><div></div></div>	<div><div></div><div></div><div></div></div>
<div><div></div><div></div><div></div></div>	<div><div></div><div></div><div></div></div>	<div><div></div><div></div><div></div></div>

# I can segment and spell!

Show what you know.

Segment the sounds and write the words in the elkonin boxes.

<div><div></div><div></div></div>	<div><div></div><div></div></div>	<div><div></div><div></div></div>
<div><div></div><div></div></div>	<div><div></div><div></div></div>	<div><div></div><div></div></div>
<div><div></div><div></div></div>	<div><div></div><div></div></div>	<div><div></div><div></div></div>