

DIRECTIONS

- 1) Students will flip a card.
- 2) Students will say the word slow as they segment the phonemes of the picture by tapping the dots on the mat.
- 3) Students will then say the word fast as they slide their finger across the arrow to blend the phonemes together.
- 4) Students will flip another card and repeat.

QUICK DIFFERENTIATION

KIDS THAT NEED A CHALLENGE:

- 1) Students can attempt to write the word they segment the phonemes of.






KIDS THAT NEED A REVIEW:

- 1) Pull students up to a small group and give students counters to use to cover the dots as you help them slowly segment each sound.

Say it Slow, Say it Fast

Flip a card. Segment the sounds and tap them on the dots. Say the word fast as you slide your finger across the arrow.

Flip a Card








Copyright © A Dab of Glue Will Do




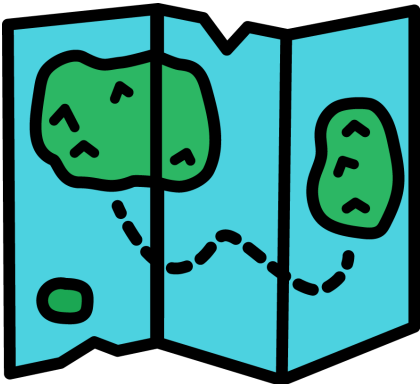





Say it Slow, Say it Fast





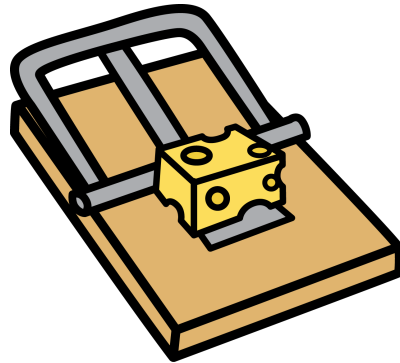

Flip a card. Segment the sounds and tap them on the dots. Say the word fast as you slide your finger across the arrow.

Flip a Card



Copyright © A Dab of Glue Will Do










Say it Slow, Say it Fast

Flip a card. Segment the sounds and tap them on the dots. Say the word fast as you slide your finger across the arrow.

Flip a Card








Copyright © A Dab of Glue Will Do

Say it Slow, Say it Fast

Flip a card. Segment the sounds and tap them on the dots. Say the word fast as you slide your finger across the arrow.

Flip a Card



Copyright © A Dab of Glue Will Do

