

DIRECTIONS

- 1) Students will sort the picture dominos into 2 groups, if the pair of pictures begins with the same sound or if they don't begin with the same sound.

QUICK DIFFERENTIATION

KIDS THAT NEED A CHALLENGE:

- 1) Students can write each beginning sound pair words out to notice how the beginning is the same.
- 2) Students can generate another word that begins the same.

KIDS THAT NEED A REVIEW:


- 1) Pull students up to a small group and emphasize the beginning sounds as you say the words.
- 2) You can make these dominos self checking, by adding marks on the back of the correct domino pairs.

**Same beginning
sound**



Copyright © A Dab of Glue Will Do

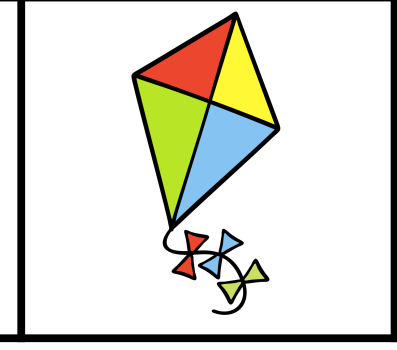








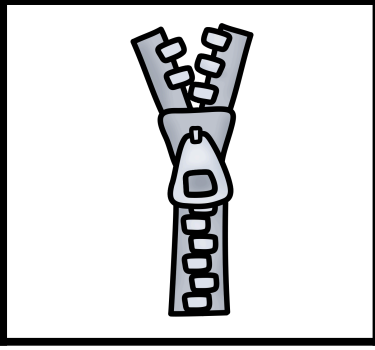





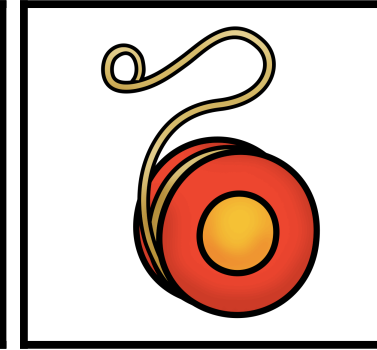


**NOT the same
beginning sound**



Copyright © A Dab of Glue Will Do








**Same beginning
sound**



Copyright © A Dab of Glue Will Do

**NOT the same
beginning sound**



Copyright © A Dab of Glue Will Do



