

DIRECTIONS

- 1) Students will roll a dice.
- 2) Students will segment the phonemes of a picture in the corresponding column.
- 3) Students will then cross out the word they segmented.
- 4) Students will roll again and repeat.

QUICK DIFFERENTIATION

KIDS THAT NEED A CHALLENGE:





















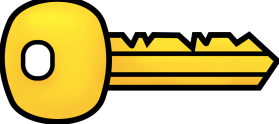









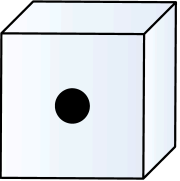
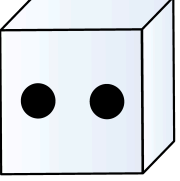



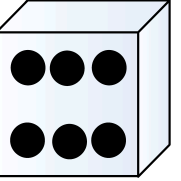
- 1) Students can attempt to write the word they segment the phonemes of.

KIDS THAT NEED A REVIEW:

- 1) Pull students up to a small group and give students elkonin boxes and counters so they can push each sound they hear. (Use the attached Segment the Sounds page if needed.)






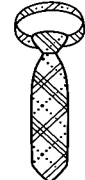


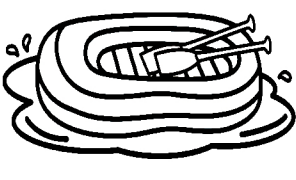


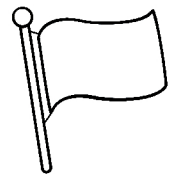
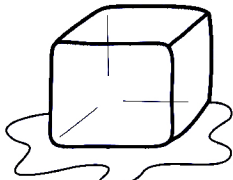




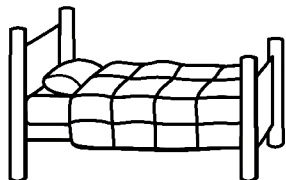


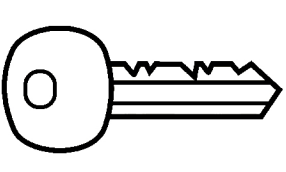



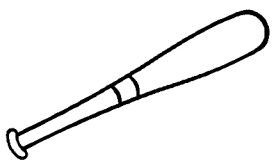



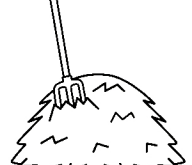

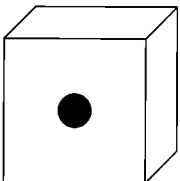

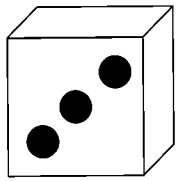

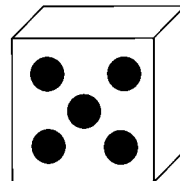
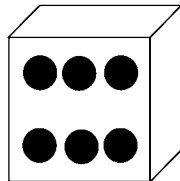
ROLL AND SEGMENT

Roll a die. Segment a picture in the corresponding column and cross it out. Repeat.





ROLL AND SEGMENT

Roll a die. Segment a picture in the corresponding column and cross it out. Repeat.

Segment the Sounds





--	--	--	--



Copyright © A Dab of Glue Will Do

Segment the Sounds

--	--	--	--



Copyright © A Dab of Glue Will Do