

DIRECTIONS

- 1) Students will lay out the 2 sorting mats.
- 2) Students will then sort the letter/words prince and princess cards onto the appropriate mats.

QUICK DIFFERENTIATION


KIDS THAT NEED A CHALLENGE:

- 1) Students can generate a word that starts with the letter they sort.
- 2) Students can try to say a sentence using the word that they sorted.


KIDS THAT NEED A REVIEW:

- 1) Pull students up to a small group and emphasize that letters make one sound but a word has multiple sounds/letters and can be used in a sentence.
- 2) You can make these strips self checking, by adding marks on the back of the sorting cards.

Letters



Words



i



+

e



F

C



H

n



g

k





J



A



D



b



r



m



Q



L



Y

like



to

see



for



can



up

is



on

he





she



no



me



you



run



at



or




look




it



Letters



Words





i




+

e




F

C




H


n




g

k






J




A




D




b




r




m



Q





L





Y

like



to


see



for





can




up


is



on

he







she




no




me




you



run




at



or



look



it