

# DIRECTIONS

- 1) Students will roll a dice.
- 2) Students will read a word in the corresponding column.
- 3) Students will then cross out the word they read.
- 4) Students will roll again and repeat until all words are read.

## QUICK DIFFERENTIATION

### **KIDS THAT NEED A CHALLENGE:**

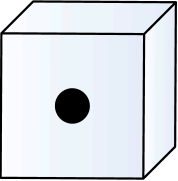
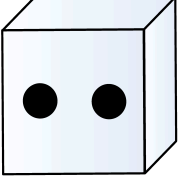

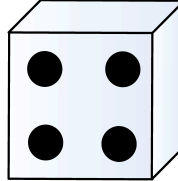

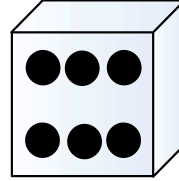
- 1) Students can quickly read all the words in the column.
- 2) Students can write a sentence using a word from each column.

### **KIDS THAT NEED A REVIEW:**

- 1) Pull students up to a small group and give students elkonin boxes and counters so they can tap each sound as they decode the word. (Use the attached Segment the Sounds page if needed.)

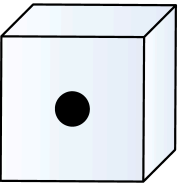
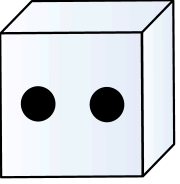



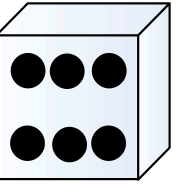
# ROLL AND SEGMENT

Roll a die. Read a word in the corresponding column and cross it out. Repeat.

|   |   |   |   |   |   |
|---|---|---|---|---|---|
| home  | like  | hole  | pine  | hole  | mine  |
| time  | joke  | mule  | wide  | lube  | vase  |
| tape  | rose  | lime  | rake  | late  | fine  |
| sale  | cube  | same  | cute  | tone  | bake  |
| hide  | make  | robe  | fire  | lake  | kite  |
|  |  |  |  |  |  |

# ROLL AND SEGMENT





Roll a die. Read a word in the corresponding column and cross it out. Repeat.

|   |   |   |   |   |   |
|---|---|---|---|---|---|
| hope  | wire  | pole  | pane  | fake  | cape  |
| gate  | base  | game  | nose  | mute  | ride  |
| note  | side  | mole  | save  | cope  | tire  |
| take  | hive  | tube  | bike  | bite  | cave  |
| rule  | cake  | rose  | cone  | five  | poke  |
|  |  |  |  |  |  |

# Tap the Sounds

Write the word in the elkonin boxes. Tap under each letter and make the sound. Blend all sounds together to read the word.

|  |  |  |   |
|--|--|--|---|
|  |  |  | e |
|--|--|--|---|







Copyright © A Dab of Glue Will Do

# Tap the Sounds

Write the word in the elkonin boxes. Tap under each letter and make the sound. Blend all sounds together to read the word.

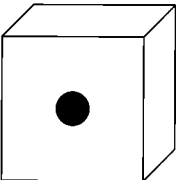
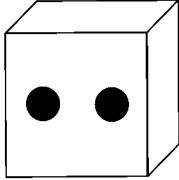


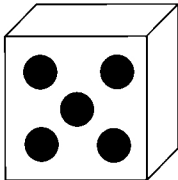
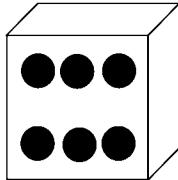
|  |  |  |   |
|--|--|--|---|
|  |  |  | e |
|--|--|--|---|



Copyright © A Dab of Glue Will Do

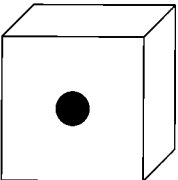
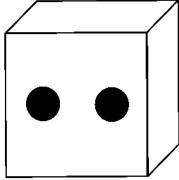


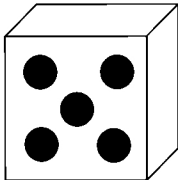
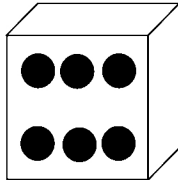
# ROLL AND SEGMENT

Roll a die. Read a word in the corresponding column and cross it out. Repeat.

|   |   |   |   |   |   |
|---|---|---|---|---|---|
| home  | like  | hole  | pine  | hole  | mine  |
| time  | joke  | mule  | wide  | lube  | vase  |
| tape  | rose  | lime  | rake  | late  | fine  |
| sale  | cube  | same  | cute  | tone  | bake  |
| hide  | make  | robe  | fire  | lake  | kite  |
|  |  |  |  |  |  |

# ROLL AND SEGMENT

Roll a die. Read a word in the corresponding column and cross it out. Repeat.

|   |   |   |   |   |   |
|---|---|---|---|---|---|
| hope  | wire  | pole  | pane  | fake  | cape  |
| gate  | base  | game  | nose  | mute  | ride  |
| note  | side  | mole  | save  | cope  | tire  |
| take  | hive  | tube  | bike  | bite  | cave  |
| rule  | cake  | rose  | cone  | five  | poke  |
|  |  |  |  |  |  |