

DIRECTIONS

- 1) Students will read the CVCe word.
- 2) Students will find the matching picture piece of the puzzle.
- 3) Students will then match the CVCe word to the picture.

QUICK DIFFERENTIATION

KIDS THAT NEED A CHALLENGE:

- 1) Students can sort the CVCe word/picture puzzle matches by short vowel sound.
- 2) Students can write a sentence using the word.

KIDS THAT NEED A REVIEW:

- 1) Give students an alphabet chart to help them with the letters they don't know.
- 2) Pull the kids who struggle into a small group and model touching each letter, saying the sound, and blending it together to read the word.

cake




game



cave



gate



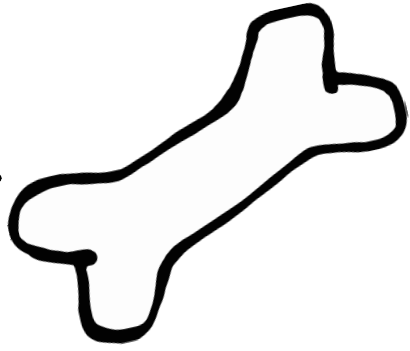
rake




lake




bone



rose



nose




home



cone



mole



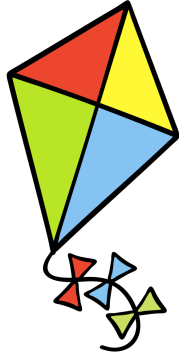
bike



lime




kite




fire



tire



hive



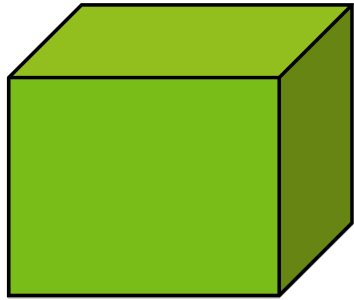
mule



tube



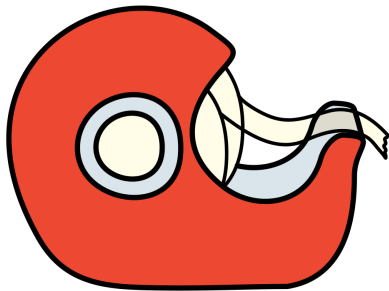
cube




five




tape




vase




cake




game




cave



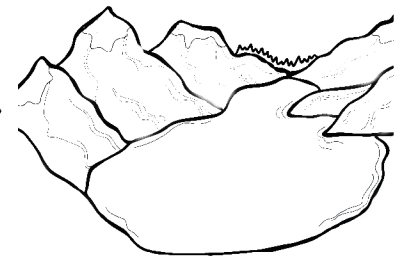
gate



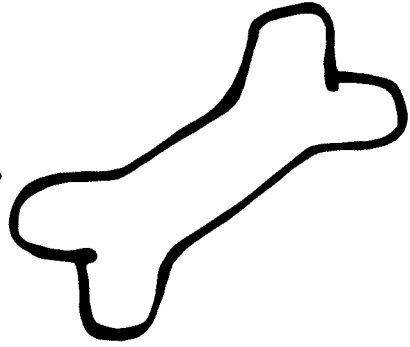
rake




lake




bone



rose



nose



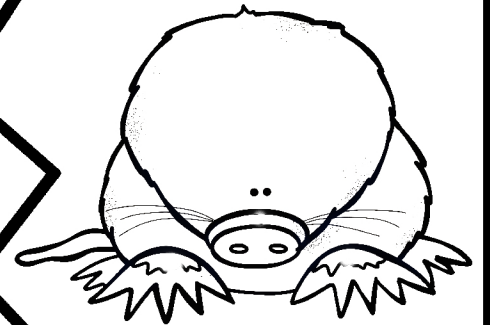
home




cone




mole



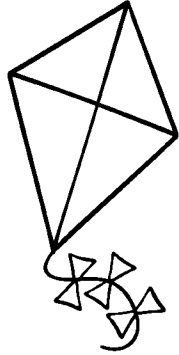
bike




lime



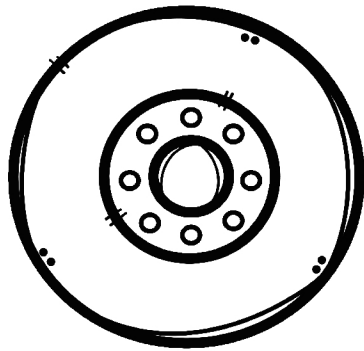
kite




fire




tire




hive



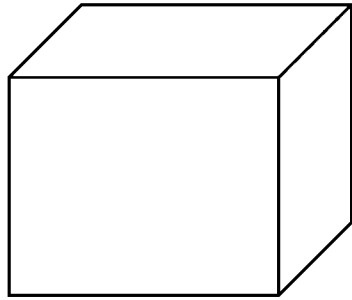
mule




tube



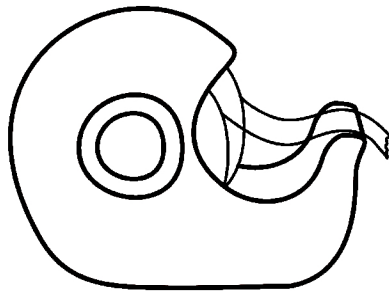
cube



five



tape



vase

