

DIRECTIONS

- 1) Students will choose a card.
- 2) Students will say the picture on the card.
- 3) Students will then clip the CVCe word that matches the picture at the top of the card.

QUICK DIFFERENTIATION

KIDS THAT NEED A CHALLENGE:


- 1) Students read the other words to say, "The picture is not a ____."
- 2) Students can write a sentence using the word.

KIDS THAT NEED A REVIEW:


- 1) Give students an alphabet chart to help them with the letters they don't know.
- 2) Pull the kids who struggle into a small group and model touching each letter, saying the sound, and blending it together to read the word.



home hope robe



rake gate note



rope hide rose



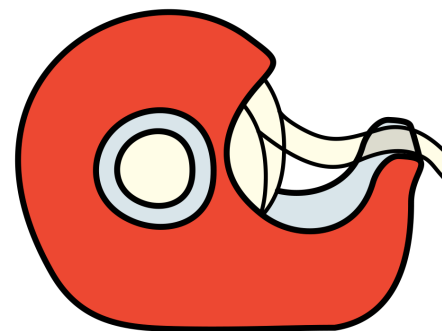
hive hope robe



rule

mole

mule



tape

gate

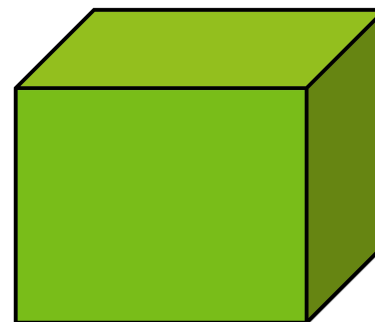
tube



tape

tube

cube



robe

cope

cube



cake

rake

lake



same

game

take



save

cube


cave



rake

cake

ride



nope

nose

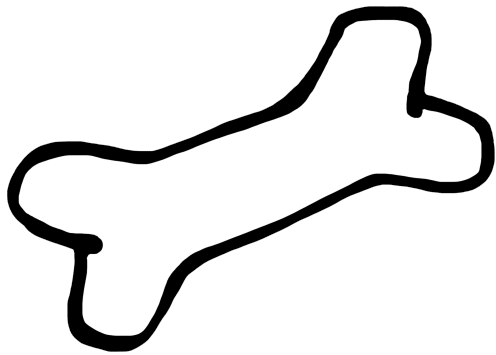
rose



mike

sole


mole



bone

cone

bike



cube

cone

tone



five

tire

fire



lime

lake


time



like

bike

bite



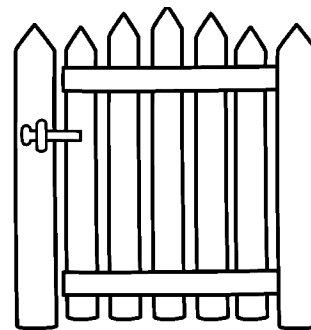
tube

fire


tire




home hope robe




rake gate note



rope hide rose



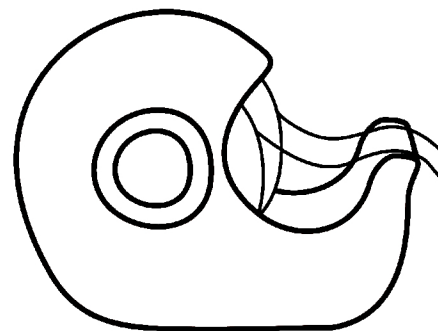
hive hope robe



rule

mole

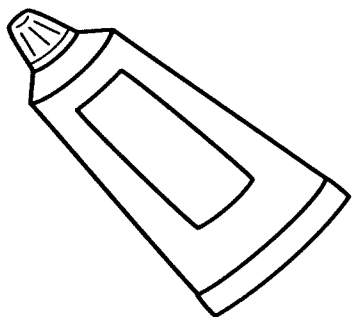
mule



tape

gate

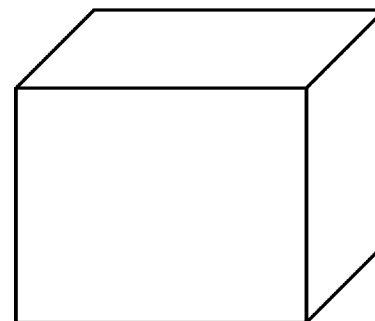
tube



tape

tube

cube



robe

cope


cube



cake

rake

lake



same

game


take



save

cube


cave



rake

cake

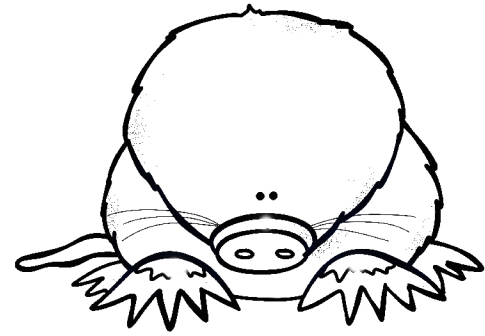
ride



nope

nose

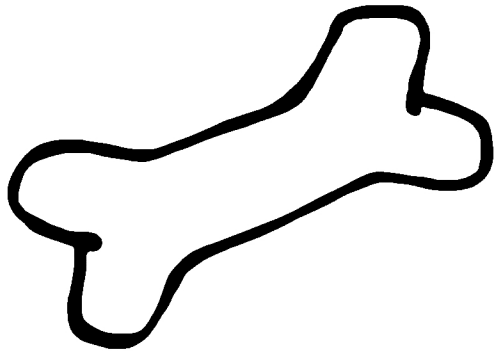
rose



mike

sole


mole



bone

cone


bike



cube

cone


tone



five

tire


fire



lime

lake

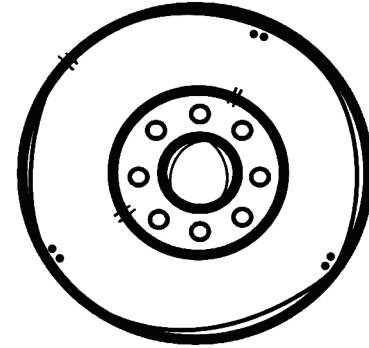
time



like

bike

bite



tube

fire

tire