

# DIRECTIONS

- 1) Students will read the CVCC word.
- 2) Students will find the matching picture piece of the puzzle.
- 3) Students will then match the CVCC word to the picture.

## QUICK DIFFERENTIATION


### KIDS THAT NEED A CHALLENGE:

- 1) Students can sort the CVCC word/picture puzzle matches by short vowel sound.
- 2) Students can write a sentence using the word.


### KIDS THAT NEED A REVIEW:

- 1) Give students an alphabet chart to help them with the letters they don't know.
- 2) Pull the kids who struggle into a small group and model touching each letter, saying the sound, and blending it together to read the word.
- 3) Review the /sh/ sound and /th/ sound.


milk




pond



tent




belt




lamp



nest




vest



hand




hump



bend



desk



fist



golf



jump



pump




camp



dunk



pant






dump




ramp




melt




help




tusk



sand



list




mask



gift



left



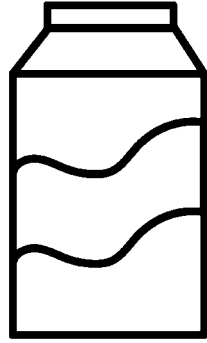
lift



raft



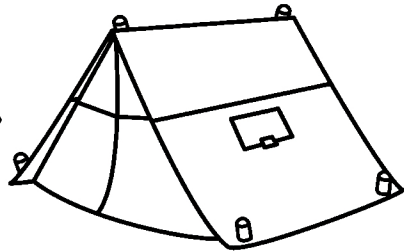
milk




pond




tent




belt



lamp



nest




vest




hand




hump




bend




desk




fist




golf




jump



pump




camp




dunk



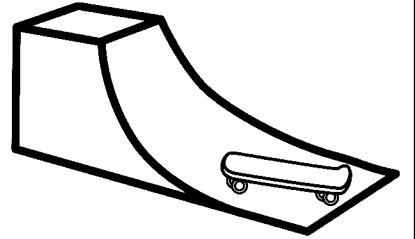
pant



dump




ramp




melt




help




tusk



sand




list




mask




gift



left



lift



raft

