

# DIRECTIONS

- 1) Students will begin with the START domino.
- 2) Students will read the CCVC word on the end of the domino and then find the picture that matches.
- 3) Continue until all dominoes are used and you get to the END domino.

## QUICK DIFFERENTIATION

### **KIDS THAT NEED A CHALLENGE:**


- 1) Students can say a sentence using the word as they make a match.

### **KIDS THAT NEED A REVIEW:**


- 1) Pull students up to a small group and show them they can tap each letter and say the sounds slowly, then say all the sounds fast together to read the word.
- 2) Give students an alphabet chart to help identify the sounds the letters make.

**START**

pant



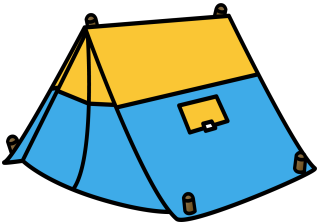
desk



fist



tent



lamp




mask




hand



jump




pond




melt



help



milk



bend




gift



raft



vest




pump




**END**

**START**


pant



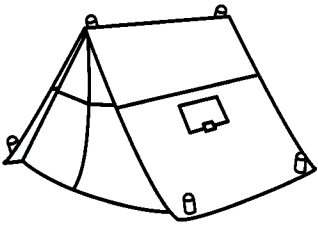
desk



fist



tent



lamp




mask




hand



jump



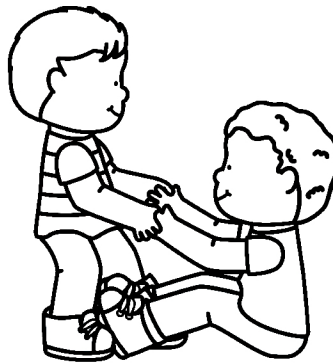
pond



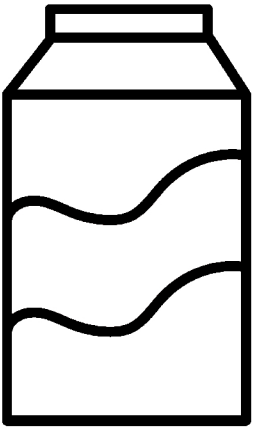
melt




help




milk



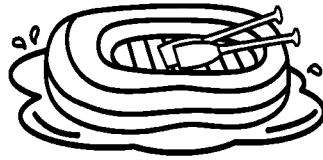
bend




gift




raft



vest



pump



**END**