

# DIRECTIONS

- 1) Students will choose a card.
- 2) Students will read the CVCC word on the card.
- 3) Students will then clip the picture that matches the word they read.

## QUICK DIFFERENTIATION


### KIDS THAT NEED A CHALLENGE:

- 1) Students can sound out the extra pictures on the card and write them out on paper or a dry erase board.
- 2) Students can write a sentence using the word.


### KIDS THAT NEED A REVIEW:

- 1) Give students an alphabet chart to help them with the letters they don't know.
- 2) Pull the kids who struggle into a small group and model touching each letter, saying the sound, and blending it together to read the word.


# milk






# tent




# lamp




# nest




# bend





# hump




# hand






# fist





# golf





# pump



# pant



# jump






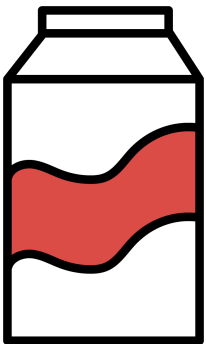
# help




# sand




# melt





# dump




# gift




# mask




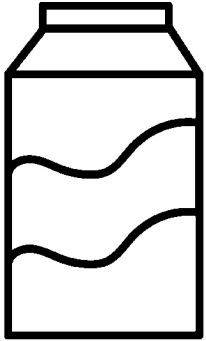
# raft



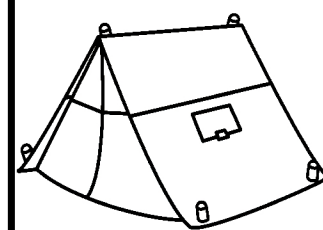

# lift




# milk



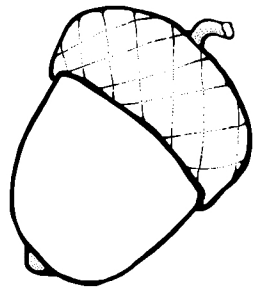

# tent





# lamp





# nest




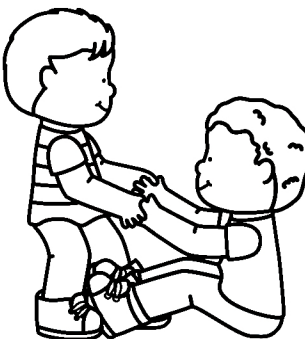
# bend






# hump






# hand






# fist



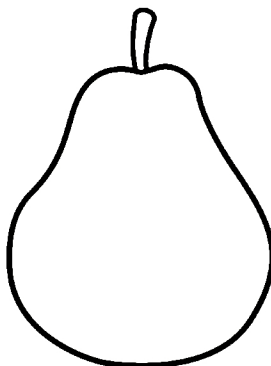


# golf






# pump



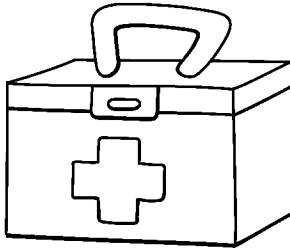

# pant





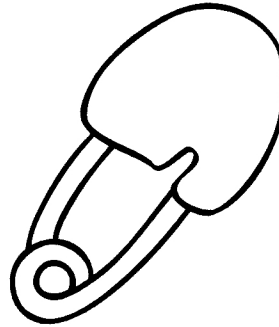
# jump



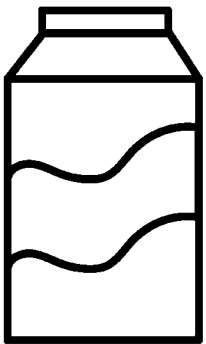
# help






# sand






# melt




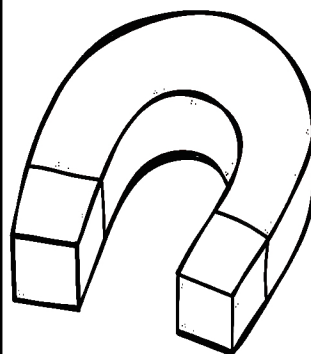
# dump




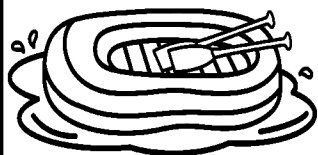
# gift



# mask



# raft



# lift

