

# DIRECTIONS

- 1) This game is a partner game. Play with 2 different colored counters.
- 2) Student will pick a card.
- 3) Student will read the word on the card.
- 4) Student will then cover the matching picture on the mat with a counter.
- 5) Partner will then go.
- 6) First student to cover 4 pictures in a row, will win.

## QUICK DIFFERENTIATION

### KIDS THAT NEED A CHALLENGE:


- 1) Students can say a sentence using the word as they cover the picture.

### KIDS THAT NEED A REVIEW:

- 1) Pull students up to a small group and give students elkonin boxes and counters so they can tap each sound as they decode the word. (Use the attached Segment the Sounds page if needed.)
- 2) Give students an alphabet chart to help identify the sounds the letters make.

# 4 IN A ROW

Pull a card. Read the word. Cover the picture. 4 in a row wins.



milk

mask

tent

lamp

nest

hump

bend

belt

vest

hand

help

fist

gift

dump

golf

pump

pant

desk

raft

sand

melt

pond





lift

jump

# Tap the Sounds

Write the word in the elkonin boxes. Tap under each letter and make the sound. Blend all sounds together to read the word.

--	--	--	--







Copyright © A Dab of Glue Will Do

# Tap the Sounds

Write the word in the elkonin boxes. Tap under each letter and make the sound. Blend all sounds together to read the word.

--	--	--	--



Copyright © A Dab of Glue Will Do

# 4 IN A ROW

Pull a card. Read the word. Cover the picture. 4 in a row wins.

