

DIRECTIONS

- 1) Students will read the CVC word.
- 2) Students will find the matching picture piece of the puzzle.
- 3) Students will then match the CVC word to the picture.

QUICK DIFFERENTIATION


KIDS THAT NEED A CHALLENGE:

- 1) Students can sort the CVC word/picture puzzle matches by short vowel sound.
- 2) Students can write a sentence using the word they match.

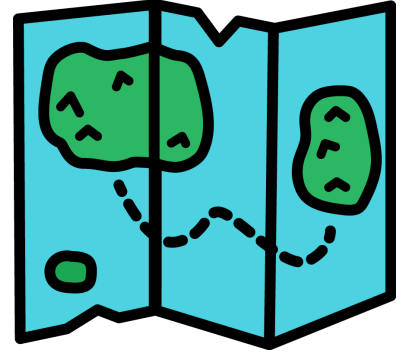
KIDS THAT NEED A REVIEW:

- 1) Give students an alphabet chart to help them with the letters they don't know.
- 2) Pull the kids who struggle into a small group and model touching each letter, saying the sound, and blending it together to read the word.


pad



map




van




cab




hat




ram



bed




jet




beg



men



hen




vet




hit




dip




wig



six




rib




sit



hot




pot




fox



cot



hop



log



bus




mug



cut



nut




hut




sun




pad



map




van




cab



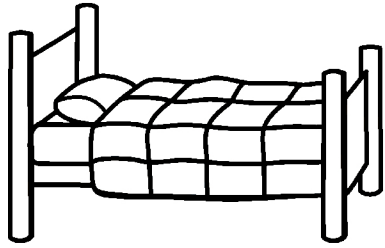
hat




ram




bed




jet




beg




men




hen




vet




hit



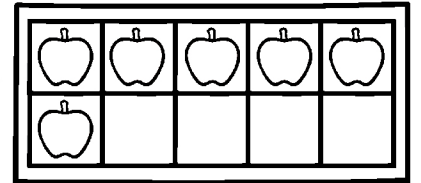
dip



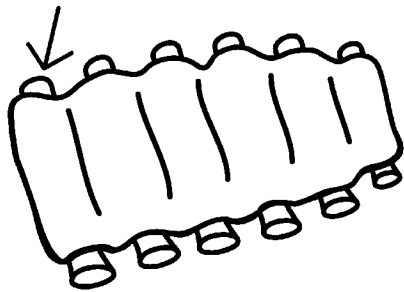
wig



six




rib




sit



hot



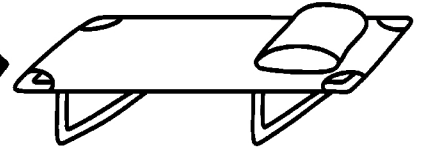
pot




fox




cot




hop




log




bus



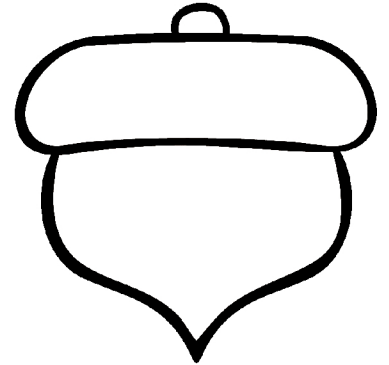
mug



cut



nut



hut



sun

