

# DIRECTIONS

- 1) Students will begin with the START domino.
- 2) Students will read the CVC word on the end of the domino and then find the picture that matches.
- 3) Continue until all dominoes are used and you get to the END domino.

## QUICK DIFFERENTIATION

### **KIDS THAT NEED A CHALLENGE:**

- 1) Students can say a sentence using the word as they make a match.

### **KIDS THAT NEED A REVIEW:**

- 1) Pull students up to a small group and show them they can tap each letter and say the sounds slowly, then say all the sounds fast together to read the word.
- 2) Give students an alphabet chart to help identify the sounds the letters make.

**START**


**cab**




**wet**




**wig**




**rod**




**nut**




**zip**



leg



van




mop



sun



fin



cup




wed



rob



bat




pin




hat



hen



bug




pot



bib



fan




web



END

**START**


**cab**




**wet**




**wig**




**rod**




**nut**




**zip**




leg




van




mop




urns



fin



cup



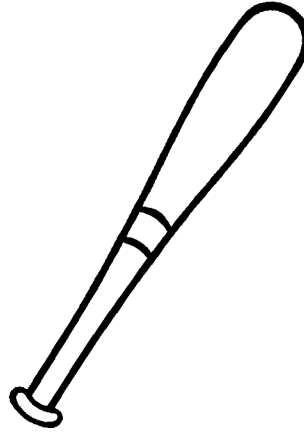
wed



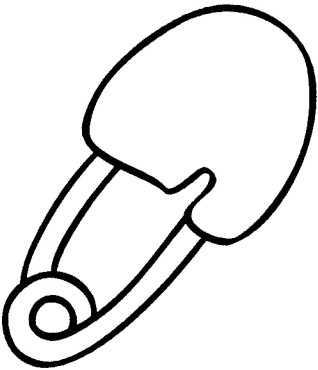
rob




bat



pin




hat




hen







bug




pot




bib



fan



web



END