

# DIRECTIONS

- 1) This game is a partner game. Play with 2 different colored counters.
- 2) Student will pick a card.
- 3) Student will read the word on the card.
- 4) Student will then cover the matching picture on the mat with a counter.
- 5) Partner will then go.
- 6) First student to cover 4 pictures in a row, will win.

## QUICK DIFFERENTIATION

### KIDS THAT NEED A CHALLENGE:


- 1) Students can say a sentence using the word as they cover the picture.

### KIDS THAT NEED A REVIEW:

- 1) Pull students up to a small group and give students elkonin boxes and counters so they can tap each sound as they decode the word. (Use the attached Segment the Sounds page if needed.)
- 2) Give students an alphabet chart to help identify the sounds the letters make.


# 4 IN A ROW

Pull a card. Read the word. Cover the picture. 4 in a row wins.



# 4 IN A ROW

Pull a card. Read the word. Cover the picture. 4 in a row wins.



cab

cup

cot

wet

kit

dip

web

rod

jam

dog

wed

wig



nut

jet

fin

jug

rob

rat

bat

fox

gum

bib

fan

run

hit

hug

pad

bug

zip

net

van

mop

lip

leg

pot

vet

box

sun

hen

pin

can

top

cat

tub

pig

cop




hat

bed

# Tap the Sounds

Write the word in the elkonin boxes. Tap under each letter and make the sound. Blend all sounds together to read the word.

--	--	--






Copyright © A Dab of Glue Will Do

# Tap the Sounds

Write the word in the elkonin boxes. Tap under each letter and make the sound. Blend all sounds together to read the word.


--	--	--



Copyright © A Dab of Glue Will Do

# 4 IN A ROW

Pull a card. Read the word. Cover the picture. 4 in a row wins.



# 4 IN A ROW

Pull a card. Read the word. Cover the picture. 4 in a row wins.

