

DIRECTIONS

- 1) Students will read the CCVC word.
- 2) Students will find the matching picture piece of the puzzle.
- 3) Students will then match the CCVC word to the picture.

QUICK DIFFERENTIATION


KIDS THAT NEED A CHALLENGE:

- 1) Students can sort the CCVC word/picture puzzle matches by short vowel sound.
- 2) Students can write a sentence using the word.


KIDS THAT NEED A REVIEW:

- 1) Give students an alphabet chart to help them with the letters they don't know.
- 2) Pull the kids who struggle into a small group and model touching each letter, saying the sound, and blending it together to read the word.

clap




plug




glad




flag



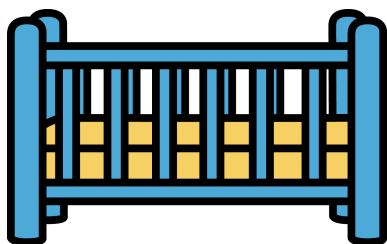
plum




sled



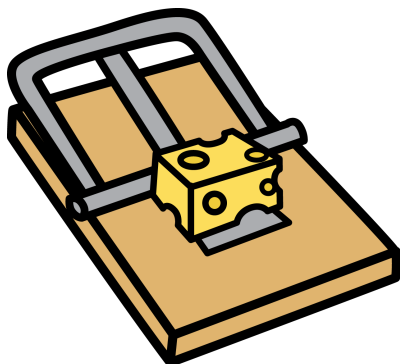
crib




slug




trap




drum



grab




frog



swim




stem



drop



twig




snap



stop




slip




spot




crab



club




crop




drip



clap




plug




glad




flag



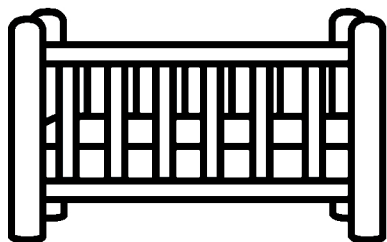
plum



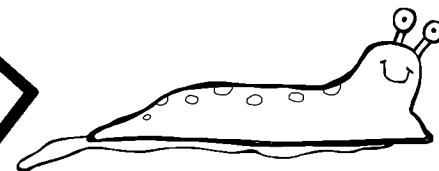
sled




crib




slug




trap




drum



grab




frog



swim




stem




drop



twig




snap




stop




slip



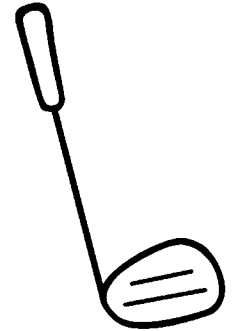
spot



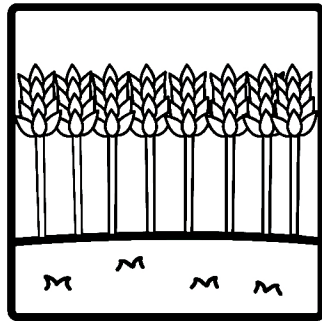
crab



club



crop



drip

