

DIRECTIONS

- 1) Students will begin with the START domino.
- 2) Students will read the CCVC word on the end of the domino and then find the picture that matches.
- 3) Continue until all dominoes are used and you get to the END domino.

QUICK DIFFERENTIATION

KIDS THAT NEED A CHALLENGE:


- 1) Students can say a sentence using the word as they make a match.

KIDS THAT NEED A REVIEW:

- 1) Pull students up to a small group and show them they can tap each letter and say the sounds slowly, then say all the sounds fast together to read the word.
- 2) Give students an alphabet chart to help identify the sounds the letters make.

START


sled



glad




drum




drop




plug




frog



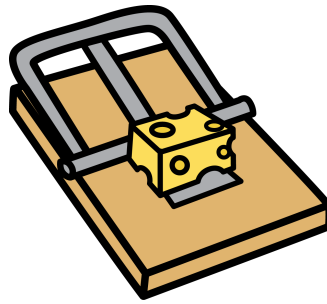
slip




plum




trap



club



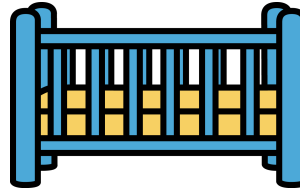
stem




swim




crib



clap



flag



spot




twig



END

START


sled



glad




drum




drop




plug




frog



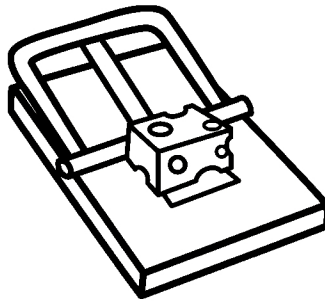
slip



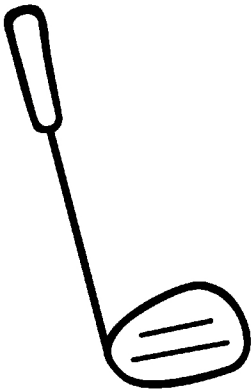
plum




trap



club



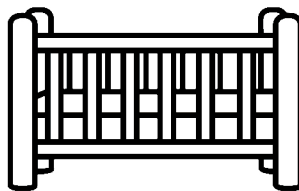
stem




swim




crib




clap



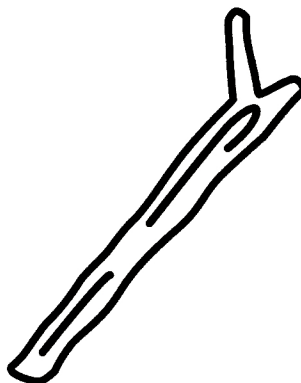
flag



spot



twig



END