

DIRECTIONS

- 1) This game is a partner game. Play with 2 different colored counters.
- 2) One student will pick a card.
- 3) They will read the word on the card.
- 4) Students will then cover the matching picture on the mat with a counter.
- 5) Their partner will then go.
- 6) The first student to cover 4 pictures in a row will win.

QUICK DIFFERENTIATION

KIDS THAT NEED A CHALLENGE:

- 1) Students can say a sentence using the word as they cover the picture.

KIDS THAT NEED A REVIEW:

- 1) Pull students up to a small group and give students elkonin boxes and counters so they can tap each sound as they decode the word. (Use the attached Segment the Sounds page if needed.)
- 2) Give students an alphabet chart to help identify the sounds the letters make.

4 IN A ROW

Pull a card. Read the word. Cover the picture. 4 in a row wins.



drip

stop

swim

twig

slip

grab

plug

sled

drop

drum

glad

trap

stem

spot

crab

plum

crib

flag

slug

frog

snap

clap





club

crop

Tap the Sounds

Write the word in the elkonin boxes. Tap under each letter and make the sound. Blend all sounds together to read the word.

--	--	--	--







Copyright © A Dab of Glue Will Do

Tap the Sounds

Write the word in the elkonin boxes. Tap under each letter and make the sound. Blend all sounds together to read the word.

--	--	--	--



Copyright © A Dab of Glue Will Do

4 IN A ROW

Pull a card. Read the word. Cover the picture. 4 in a row wins.

