

DIRECTIONS

- 1) Play this in a small group. Have one student be the caller.
- 2) Caller will choose a card and segment the phonemes. (/n/ /u/ /t/)
- 3) Students will blend the sounds together and cover the word. (nut)
- 4) First student with 3 in a row wins. (If playing with a student caller, then the winner can be the new caller.)

QUICK DIFFERENTIATION


KIDS THAT NEED A CHALLENGE:

- 1) Students can write the sounds as the caller segments them, so they can see the cvc word as well.

KIDS THAT NEED A REVIEW:

- 1) Pull the kids in a small group and the teacher can be the caller, to model blending the phonemes.


Phoneme Bingo



Short U

Copyright © A Dab of Glue Will Do


Phoneme Bingo



Short U

Copyright © A Dab of Glue Will Do


Phoneme Bingo



Short U




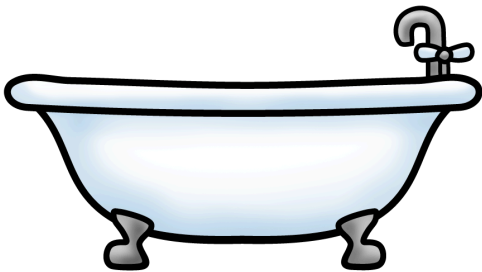


Copyright © A Dab of Glue Will Do

Phoneme Bingo




Short U

Copyright © A Dab of Glue Will Do




Phoneme Bingo



Short U

Copyright © A Dab of Glue Will Do


Phoneme Bingo



Short U

Copyright © A Dab of Glue Will Do


Phoneme Bingo



Short U

Copyright © A Dab of Glue Will Do

Phoneme Bingo



Short U

Copyright © A Dab of Glue Will Do

