

# DIRECTIONS

- 1) Students will begin with the START domino.
- 2) Students will say the picture on the end of the domino and then find the letter that makes the sound the picture begins with.
- 3) Continue until all dominos are used and you get to the END domino.

## QUICK DIFFERENTIATION

### KIDS THAT NEED A CHALLENGE:

- 1) Students can generate another word that begins with the same sound as the picture/letter as they make a match.
- 2) Students can try to write the words of the pictures on the puzzle.

### KIDS THAT NEED A REVIEW:

- 1) Pull students up to a small group and emphasize the beginning sounds as you say the words.
- 2) You can make these dominos self checking, by adding marks on the back of the correct puzzle pairs.


START



g




+



k



y



d



q




u




m




h




n




z




a




s



j



f



w

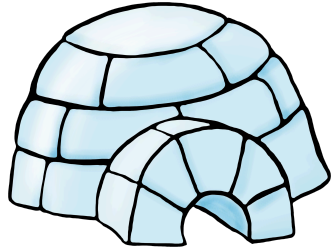


b





l




i




p




v




o



r



e



c

END


START



G



T




D




K




M



Y



Q



N




H



Z



U




A




S



B



L



J



F




W




V




I




R



p



C




O




E

END


START




g




t



k



y




d







q




u



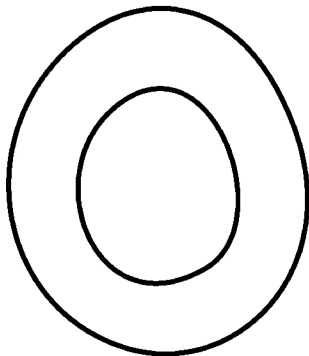
m




h




n




z




a




s




j




f



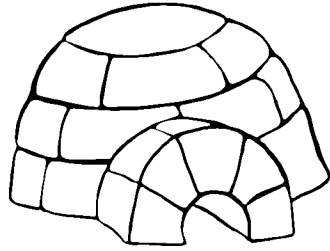
w



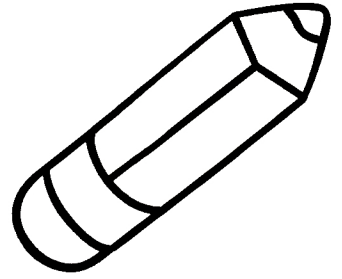
b



l




i




p




v




o



r




e




c

END

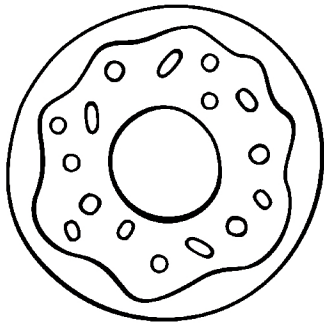
START



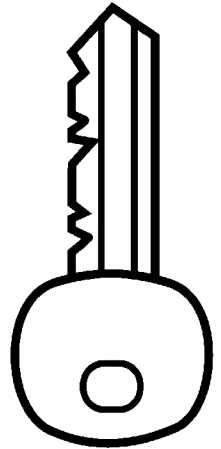
G




T




D




K




M




Y




Q




N




H




Z



U




A




S



B




L




J



F




W




V




I




R



p




C





O



E

END