

THE WATERMELON SEED BOOK COMPANION PACK

Book companion
activities to make
reading more fun!

The Watermelon Seed

Name: _____

CHARACTERS

SETTING

PROBLEM

SOLUTION

Name: _____

Making Predictions

The crocodile swallows a watermelon seed.

What do you think happens?

Name: _____

Watermelon Survey

Walk around the room and survey 10 people.

Cross off a number for each person you survey:

1	2	3	4	5	6	7	8	9	10
---	---	---	---	---	---	---	---	---	----

Ask 10 people:

"Do you like watermelon?"

Graph the data

Most people said:

yes no

yes no

Name: _____

My favorite food is...

My favorite food is pizza.

WATERMELON LIFE CYCLE

The watermelon ripens and is ready to be picked.

A seed is planted.

The seed sprouts into a small seedling.

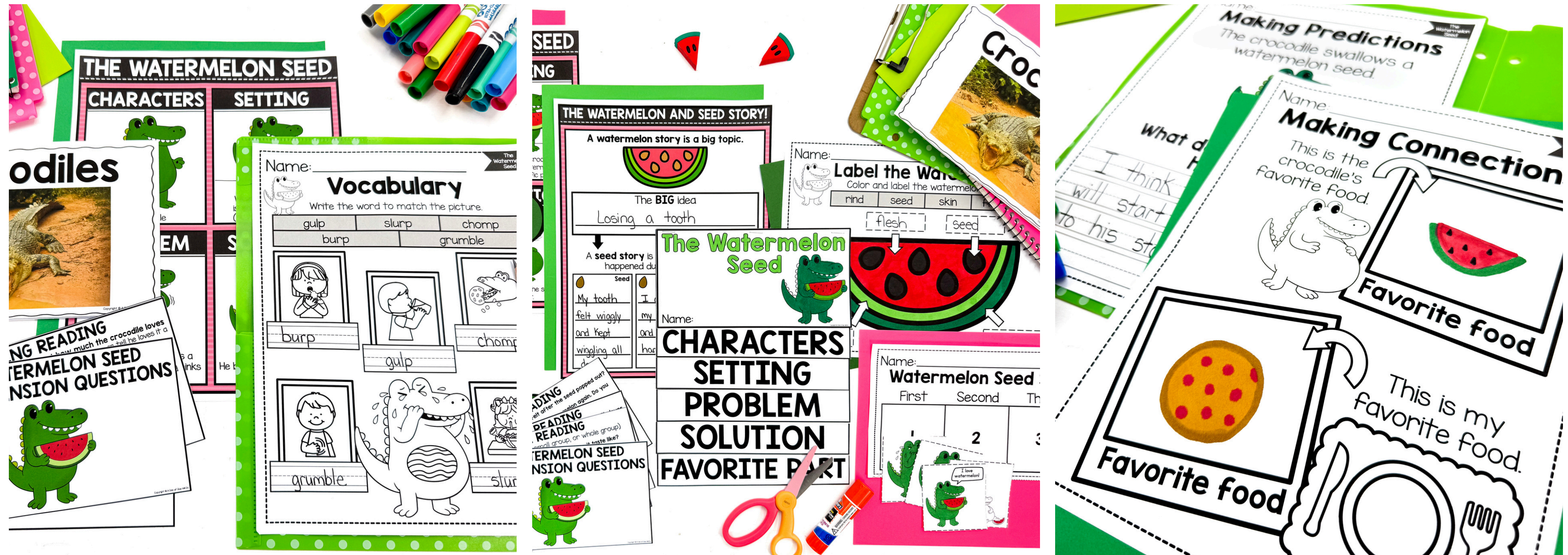
scroll
to take a
peek
inside

PK-2ND **380 PAGES**

Here is what is included:

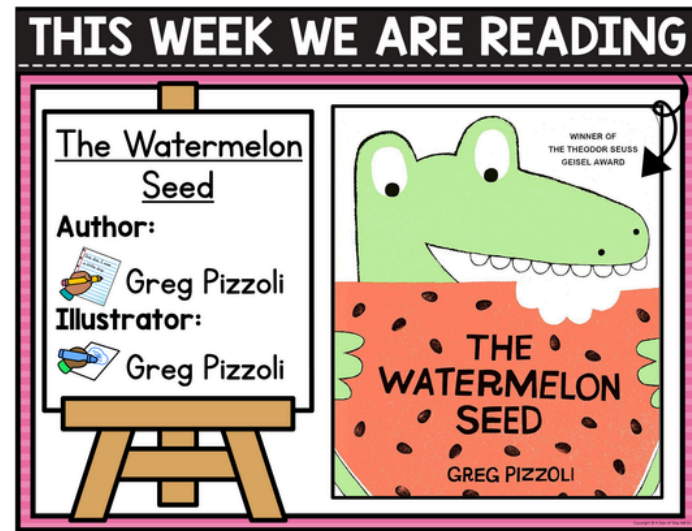
- ✓ Reading comprehension worksheets
 - ✓ Vocabulary practice and emergent readers
 - ✓ Sequencing and retelling activities
 - ✓ Writing prompts and word wall cards
 - ✓ Math worksheets and centers
 - ✓ Craft and story element flipbook
 - ✓ Science connections and STEM activities
- ...and SO much more!

Here is a Sneak Peak:

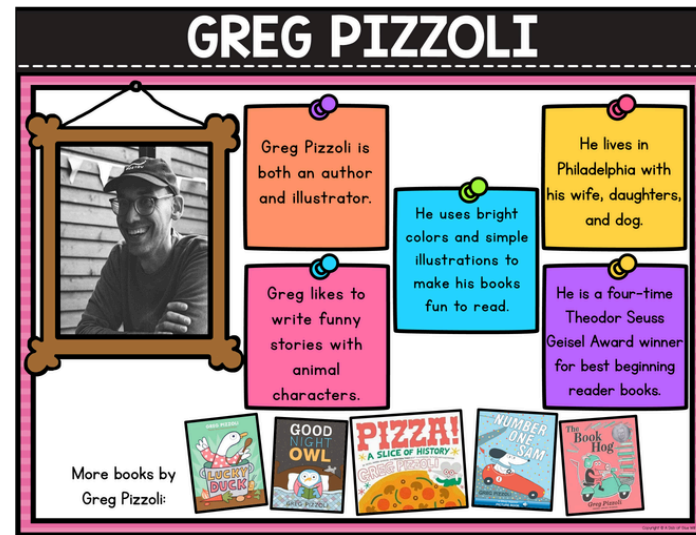


Students will have a blast completing activities that go along with the read-aloud!

Take a Closer Look:




anchor chart



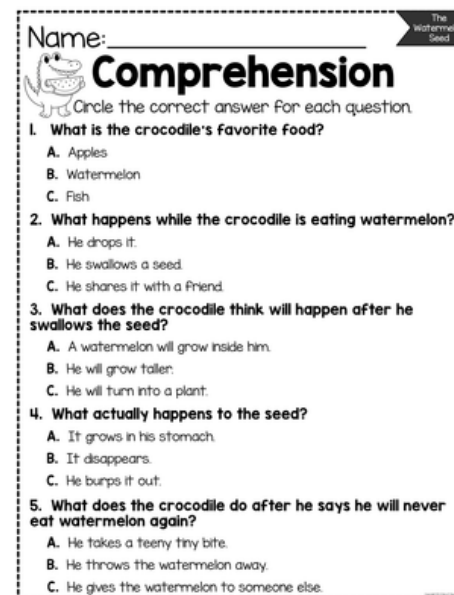
author & illustrator info



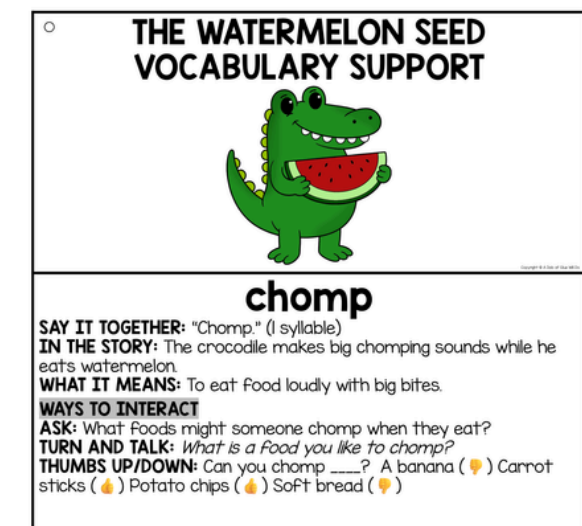
vocab & word wall



comprehension tools




comprehension worksheet




vocab support

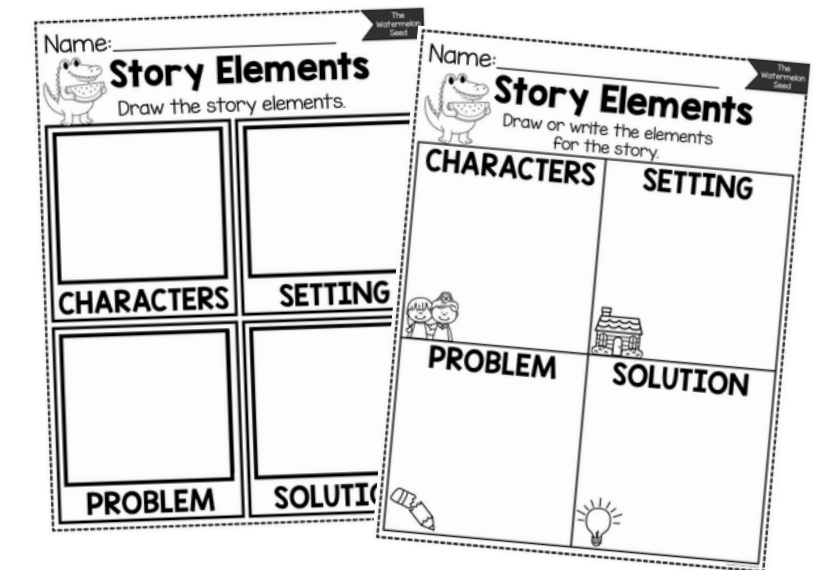
Take a Closer Look:



vocab practice




story elements poster




elements worksheets



writing craftivity




writing prompts



puppets

Take a Closer Look:



Name: _____

Watermelon Seed Sequencing

First Second Third Fourth

1	2	3	4
---	---	---	---

Cut out the pictures and glue in the correct order.

1. Crocodile looking at a watermelon slice.
2. Crocodile taking a bite.
3. Crocodile with a speech bubble saying "I love watermelon!".
4. Crocodile burping.

Name: _____

Watermelon Seed Sequencing

Cut out the pictures and glue in the correct order.

1	2	3	4
5	6	7	8

1. Crocodile looking at a watermelon slice.
2. Crocodile taking a bite.
3. Crocodile with a speech bubble saying "I love watermelon!".
4. Crocodile burping.
5. Crocodile looking at a watermelon slice.
6. Crocodile taking a bite.
7. Crocodile with a speech bubble saying "I love watermelon!".
8. Crocodile burping.

Name: _____

Watermelon Seed Sequence

Sequence the sentences and draw pictures for each event.

First	Next
Then	Last

swallows a melon seed
the seed out and eats more watermelon
swallows a melon seed
the seed out and eats more watermelon

The crocodile loves watermelon. He swallows a watermelon seed.
He worries the seed will grow inside him. He burps the seed out and eats more watermelon.

Name: _____

Watermelon Seed Sequence

Sort and glue the events.

First	Next
Then	Last

The crocodile loves watermelon. He swallows a watermelon seed.
He worries the seed will grow inside him. He burps the seed out and eats more watermelon.

craft

cut and paste sequence

read and sequence

Name: _____

Sequencing

Cut and glue the story events in the correct order.

1	He swallows a watermelon seed and worries the seed will grow inside him.
2	His stomach feels funny. He burps, and the seed pops out.
3	The crocodile loves eating watermelon.
4	He decides to take a teeny, tiny bite and gets a bellyache again.
5	He is scared and does not know what to do.
6	He says he will never eat watermelon again.

Cut and glue in the correct order on previous page.

I see a crocodile. I see a stretched stomach.

I see a crocodile. I see a stretched stomach.

I see a crocodile. I see a stretched stomach.

I see a crocodile. I see a stretched stomach.

Name: _____

Character Analysis

Look for clues that describe the crocodile. Write the evidence to support your reasoning.

	SEES	
	DOES	
	THINKS	
	FEELS	


sentence sequencing

I see reader

character analysis

Take a Closer Look:

The Watermelon Seed




Name: _____

CHARACTERS
SETTING
PROBLEM
SOLUTION
FAVORITE PART

flip book activity

Name: _____

Making Predictions
The crocodile swallows a watermelon seed.



What do you think will happen?

making predictions

Name: _____

Author's Purpose
Check the author's purpose for writing the book.

The author wrote this story...

- To persuade the reader.
- To entertain the reader.
- To inform the reader.

Draw and write to support the author's purpose.

author's purpose

Name: _____

Main Idea & Details
Write the main idea of the story.

Draw and write 3 supporting details for the main idea.

_____	_____
_____	_____
_____	_____

Name: _____


Main Idea
Draw and write the main idea of the story.

The main idea of the story is _____

main idea & details

Name: _____


My Opinion
Draw and write your opinion of the story.



I think _____

Name: _____

My Opinion
Draw and write your opinion of the story.




I think _____

opinion writing


Name: _____

Favorite Part
Draw and write your favorite part of the story.

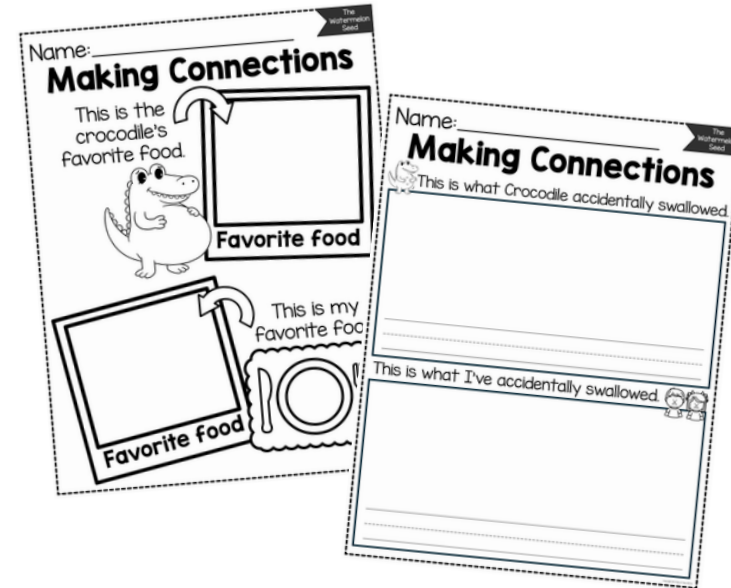


favorite part

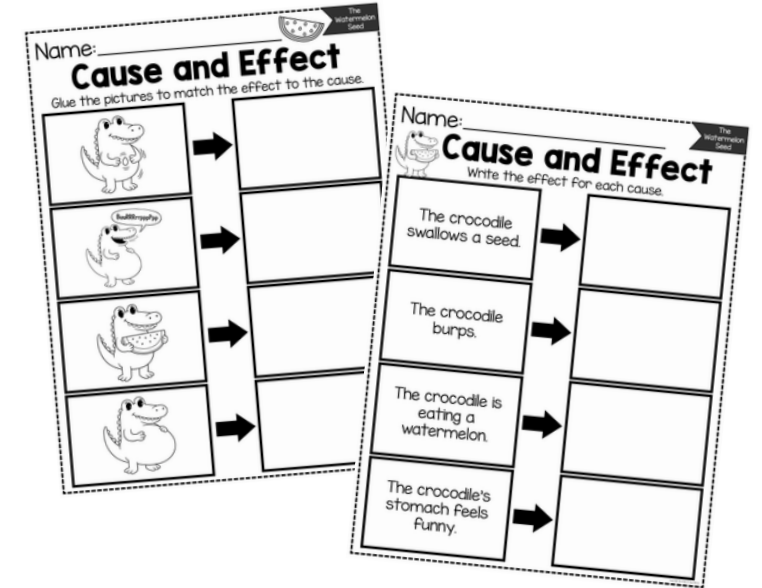
Take a Closer Look:



problem & solution



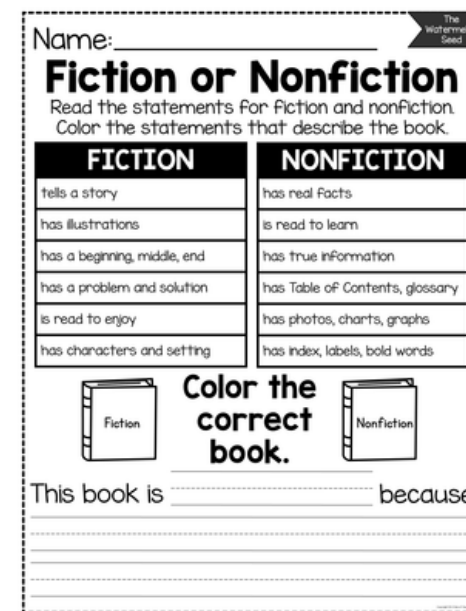
making connections



cause and effect



circle maps



fiction or nonfiction



ABC order

Take a Closer Look:

THE WATERMELON AND SEED STORY!

A watermelon story is a big topic.



The **BIG** idea

A **seed story** is a small moment that happened during the big topic.


Seed	Seed	Seed

watermelon & seed story chart

Name: _____

The Watermelon and Seed Story

Think of a topic and three small moments to write about.



The **BIG** idea


Seed	Seed	Seed

watermelon & seed worksheet

Name: _____

Crocodile Feelings

Match the feeling words to evidence from the story.

happy	scared	relieved	worried
			
			

crocodile feelings

Name: _____

Sound Words Writing

Write a sentence for each sound word.

grumble

chomp

gulp

slurp

burp

Name: _____

Sound Words Writing

Write a short story using the words.







chomp slurp gulp grumble burp

sound word writing

Name: _____

Word Family Seeds

Color the seed that matches the picture.


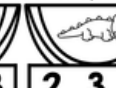










	caek	cake	cak	caik
	boen	bon	bone	boon
	van	vane	vain	vian
	pin	pene	pein	pen
	blek	bik	bike	beik
	huge	hug	hug	huig

word families

Name: _____

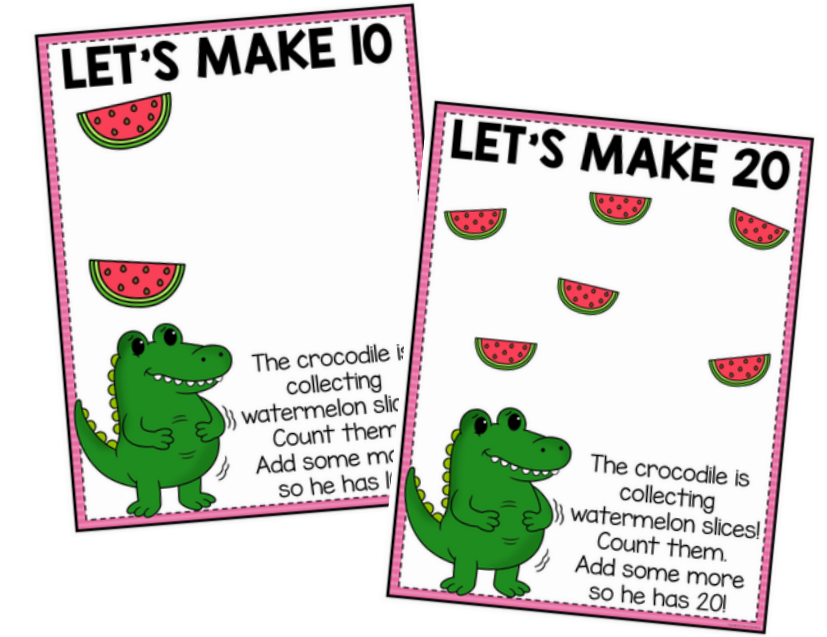
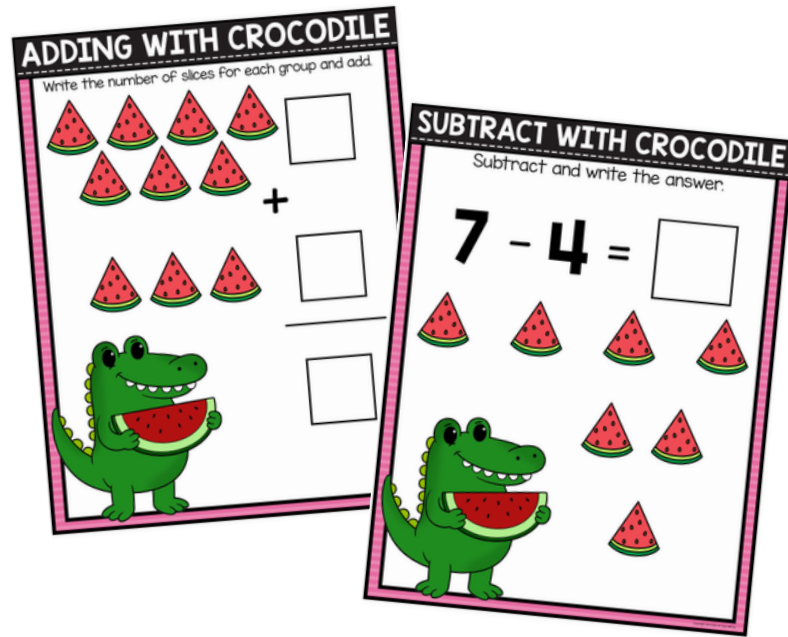
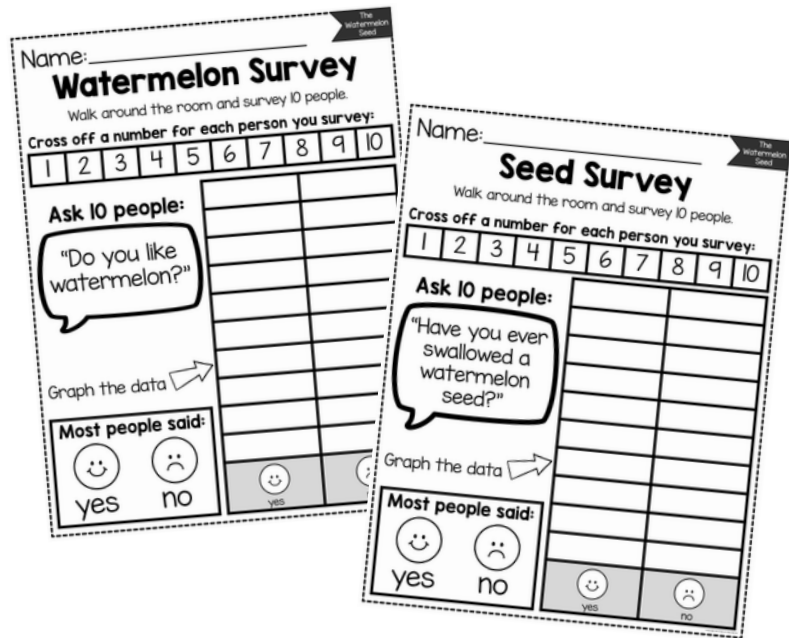
Counting Syllables

Circle the number of syllables for each picture.

		
1 2 3	2 3 4	1 2 3
		
2 3 4	1 2 3	2 3 4
		
1 2 3	2 3 4	1 2 3
		
2 3 4	1 2 3	2 3 4

syllable counting




Take a Closer Look:



survey graphing

add & subtract mats

make 10/20 mats




counting seeds


number representation

comparing numbers

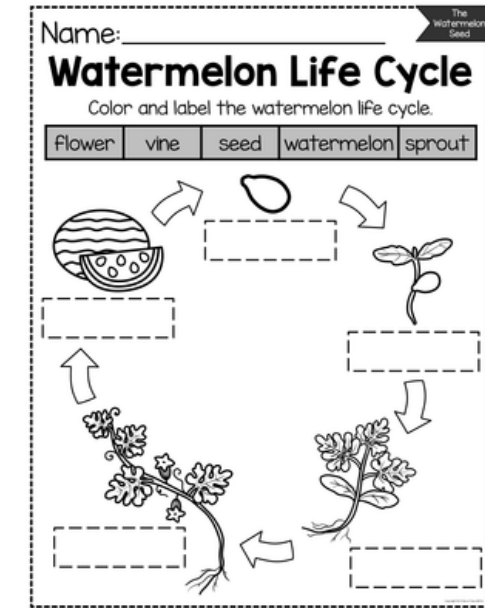
Take a Closer Look:



pattern practice



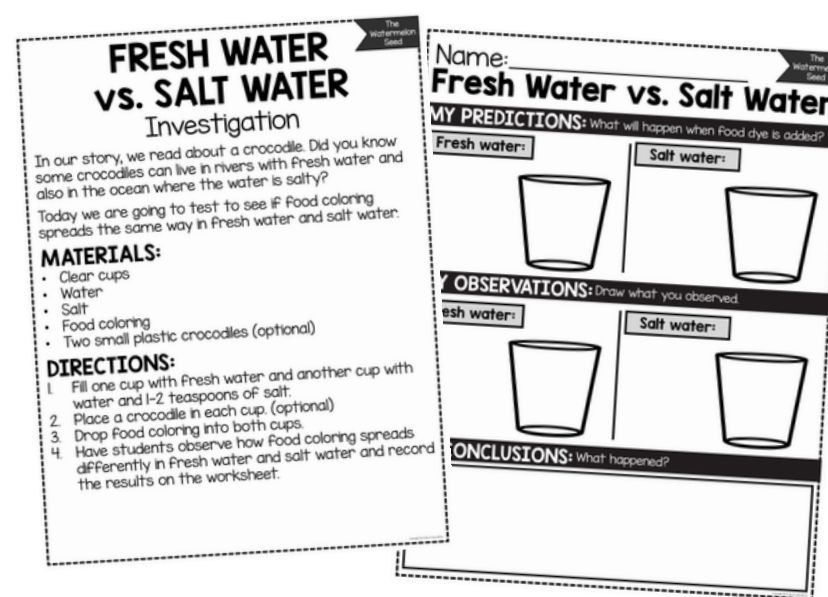
life cycle poster




life cycle worksheet



animal coverings



fresh vs. salt water STEM

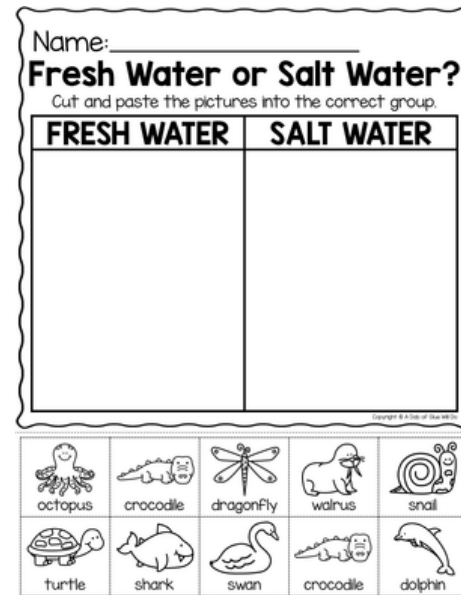


animals in water

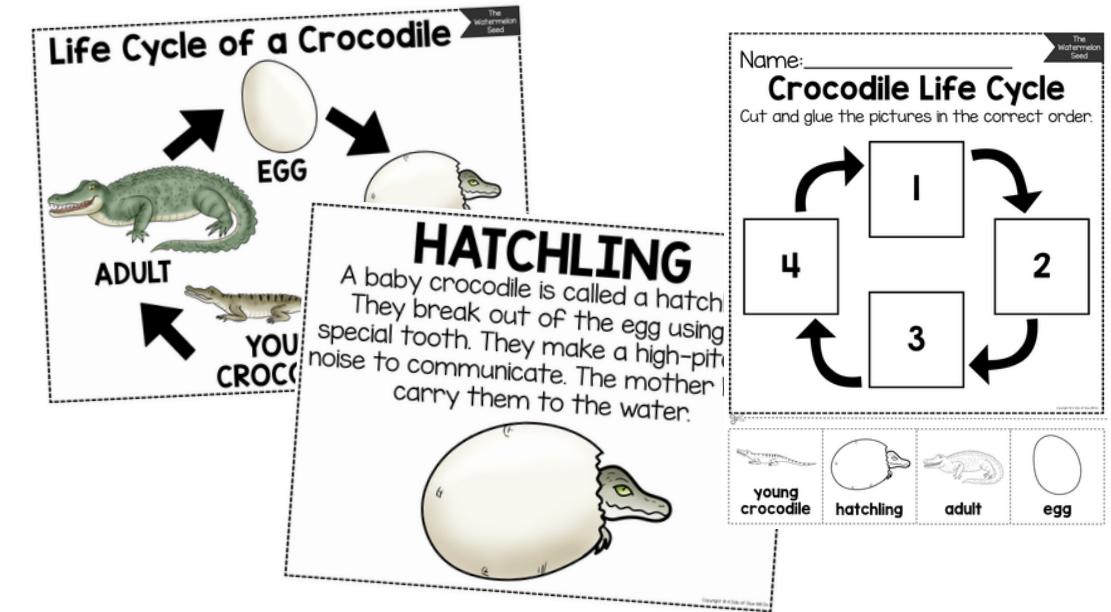
Take a Closer Look:




salt/fresh water sort



sort worksheet



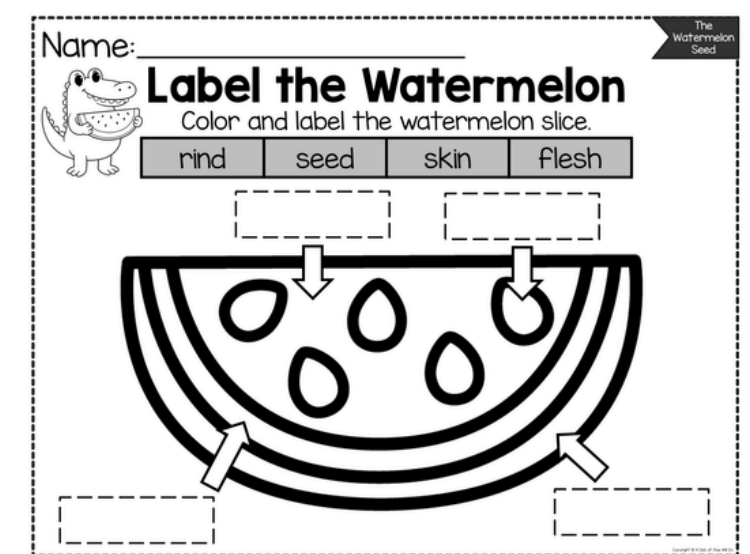
crocodile life cycle



parts of a crocodile



crocodile reader



and so much more!

Why Teachers LOVE it:



OPTIONS

- ✓ Variations for differentiating
- ✓ Printables in color and B&W



EASY TO USE

- ✓ Teacher Tools
- ✓ Low-prep
- ✓ Activity Directions



ENGAGING

- ✓ Real Pictures
- ✓ Fun Crafts
- ✓ Hands-on Activities



What Teachers Are Saying



“This was such a fun pack to go along with the story and the kids loved all the activities that we did! I also loved the science components.”



“Thanks so much for creating this amazing resource! It was perfect for my students and provided opportunities to reinforce needed skills.”



“This is a great book companion filled with SO many different activities to use. The kids LOVED learning about crocodile and watermelons too!”



Buy the bundle and SAVE!

- ✔ Save over \$240
- ✔ Get over 30 stories
- ✔ Get literacy, math, & science activities



BOOK COMPANION MEGA BUNDLE



GROWING → **36 STORIES**

meet the team

I'm Jennifer... I am the founder and creator of A Dab of Glue Will Do and Dollar Teachers Club. I taught Kindergarten and 1st grade. I have a stash of chocolate in my desk and a Starbucks tea in my hand to keep me going. I love reading and watching my kiddos play soccer and do taekwondo.

jennifer



Here at A Dab of Glue Will Do, our team makes the lives of busy teachers a little easier by creating meaningful classroom resources to engage, encourage, and meet the needs of their little learners.

When you purchase from us, know that you're getting quality products made by teachers, for teachers. Customer service is our top priority, so please reach out to us with any questions or concerns.



Join the Club!

When you join the Dollar Teachers Club, you get access to all of the printable AND digital products we've ever made, all of our freebies, exclusive members-only monthly resources, and lots more, all in ONE place. Save money, stress, and lots of time, and join the Dollar Teachers Club today!

DOLLAR TEACHERS club 



Let's Connect! ❤️



Did you know we send out freebies and teacher tips every week? Want to be the first to know when we have a new product, sale, or special event?

Click the button below to join our community.

