

THUNDER CAKE

BOOK COMPANION PACK

Book companion activities to make reading more fun!

Thunder Cake
Name: _____
CHARACTERS
SETTING
PROBLEM
SOLUTION
FAVORITE PART

LET'S MAKE 10
Strawberries
yummy on a
Count them
Add some

Stormy Survey
Walk around the room and survey 10 people.
Cross off a number for each person you survey:
1 2 3 4 5 6 7 8 9 10
Ask 10 people:
"Do you like stormy weather?"
Graph the data
Most people said:

Making Predictions
Grandma says it is time to make Thunder Cake.
What do you think the weather will be like?

The secret ingredient to my cake is...
The secret ingredient to my cake is love!

BRAVE
Being brave means being
courageous.

MEASURED
Found the exact amount of something.
"We measured the ingredients."

scroll
to take a
peek
inside

PK-2ND **362 PAGES**

Here is what is included:

- ✓ Reading comprehension worksheets
 - ✓ Vocabulary practice and emergent readers
 - ✓ Sequencing and retelling activities
 - ✓ Writing prompts and word wall cards
 - ✓ Math worksheets and centers
 - ✓ Craft and story element flipbook
 - ✓ Science connections and STEM activities
- ...and SO much more!

Here is a Sneak Peak:



Students will have a blast completing activities that go along with the read-aloud!

Take a Closer Look:


THIS WEEK WE ARE READING

Thunder Cake
Author: Patricia Polacco
Illustrator: Patricia Polacco




anchor chart

PATRICIA POLACCO



More books by Patricia Polacco:

- Patricia Polacco writes and illustrates her own books.
- She has written and illustrated more than 100 books.
- She has dyslexia, which made reading very hard for her when she was a child.
- She did not write her first book until she was 41 years old.
- Many of her stories are inspired by her real life and family, including her grandmother, Babushka.



author & illustrator info

DAMP
Slightly wet, but not soaked.
"On sultry summer days at my grandma's farm in Michigan, the air gets damp and heavy."

THUNDER
A loud sound heard during a storm.
"I feared the sound of thunder more than anything."

scurried
gather
recipe
ingredients

brave


vocab & word wall

THUNDER CAKE COMPREHENSION QUESTIONS

BEFORE READING (use for turn-and-talk, small group, or whole group)
• What do you notice on the cover?
• Who do you think the people on the cover are?
• What kind of weather do you think is coming? How can you tell?
• The title is *Thunder Cake*. What do you think *Thunder Cake* might be?

DURING READING
• Why is the girl scared at the beginning of the story?
• What does Grandma tell the girl to do when she sees lightning?
• How do the numbers change as the storm gets closer?
• Grandma says there is a secret ingredient. What do you think the secret ingredient is?
• What jobs does the girl help with while they make the cake?

AFTER READING
• How did the girl change from the beginning of the story to the end?
• Why do you think Grandma wanted to bake the cake during the storm?
• The girl is afraid of thunder. What is something that scares you?
• What helps you feel better when you are scared or worried?
• In the story, the girl calls her grandma "Babushka." What do you call your grandma and daughter or granddaughter?
• What kind of weather do you think is coming? How can you tell?
• A storm is coming, because it is windy and the sky has dark clouds with rain falling.
• The title is *Thunder Cake*. What do you think *Thunder Cake* might be? Answers will vary.



comprehension tools

Name: _____


Comprehension

Circle the correct answer for each question.

1. What is the girl afraid of at the beginning of the story?
A. Rain
B. Thunder
C. Cake
2. What does the girl do when she sees lightning?
A. She covers her ears.
B. She cries.
C. She starts counting.
3. What else is the girl scared of besides thunder?
A. The hen and the cow
B. The cat and the dog
C. The fish and the frog
4. What is the secret ingredient in Thunder Cake?
A. Apples
B. Tomatoes
C. Bananas
5. Who helps the girl make Thunder Cake?
A. Her mother
B. Her friend
C. Babushka

comprehension worksheet

THUNDER CAKE VOCABULARY SUPPORT



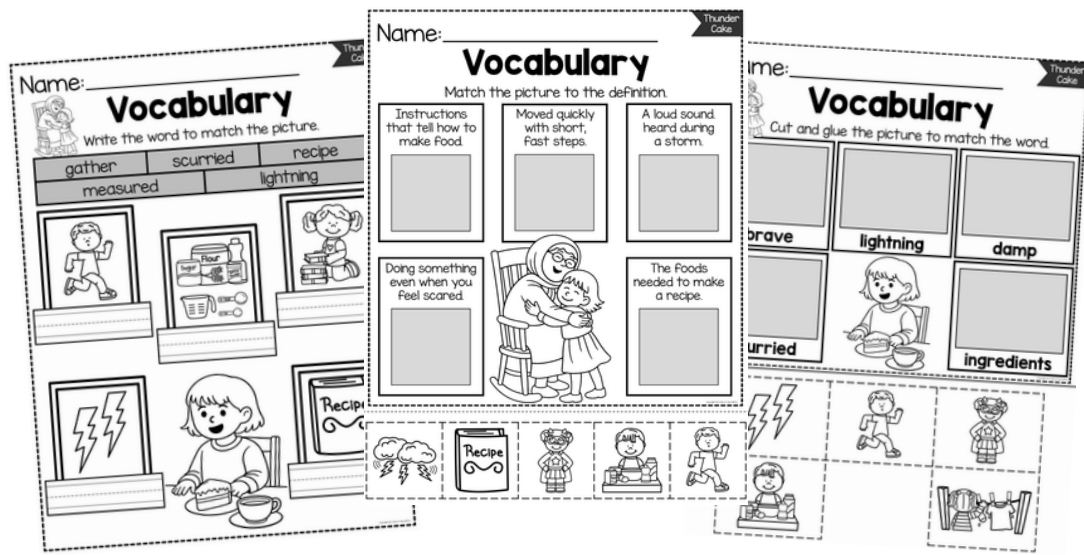
damp
Slightly wet, but not soaked.
IN THE STORY: The girl describes the air before the storm as damp.
WHAT IT MEANS: Slightly wet, but not soaked.
WAYS TO INTERACT
ASK: How do your socks feel when they get damp?
TURN AND TALK: When my socks get damp, they feel _____. (wet, squishy, yucky, cold, uncomfortable)

thunder
SAY IT TOGETHER: "Thunder." (clap 2 syllables: thun-der)
IN THE STORY: The girl is scared of the sound thunder makes during the storm.
WHAT IT MEANS: A loud sound heard during a storm.
WAYS TO INTERACT
ASK: What sound does thunder make?
TURN AND TALK: Thunder goes _____. (boom, crash, kaboom)
EXTENSION: Is thunder usually loud or quiet?


fear
SAY IT TOGETHER: "Fear." (clap 1 syllable: Fear)
IN THE STORY: The girl talks about her fear of thunderstorms.
WHAT IT MEANS: A strong feeling of being afraid.
WAYS TO INTERACT
ASK: When someone feels fear, what can help them feel better?
TURN AND TALK: When I feel fear, I can _____. (take a deep breath, hug someone I love, hold a stuffed animal, think of something happy)

vocab support

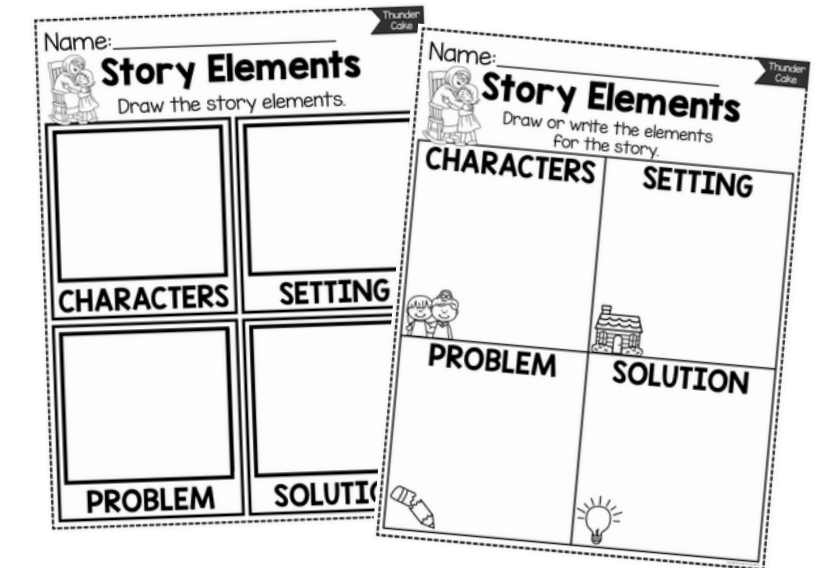
Take a Closer Look:



vocab practice




story elements poster




elements worksheets



writing craftivity



writing prompts



puppets

Take a Closer Look:



craft

Name: _____

Thunder Cake Sequencing

First Second Third Fourth

1	2	3	4
---	---	---	---

Cut out the pictures and glue in the correct order.

cut and paste sequence

Name: _____

Thunder Cake Sequencing

Cut out the pictures and glue in the correct order.

1	2	3	4
5	6	7	8

read and sequence

Name: _____

Sequencing

Cut and glue the story events in the correct order.

1	Grandma says they will bake Thunder Cake.
2	Grandma and the girl gather the ingredients and the secret ingredients.
3	A storm is coming, and the little girl is scared.
4	The girl realizes she is brave and no longer afraid of thunder.
5	Grandma teaches the girl to count the seconds between lightning and thunder.
6	They bake and frost the cake while the storm passes.


Cut and glue in the correct order on previous page.

sentence sequencing

I see reader

storm reader

Take a Closer Look:




Name: _____

CHARACTERS
SETTING
PROBLEM
SOLUTION
FAVORITE PART

flip book activity

Name: _____

Making Predictions
Grandma says it is time to make Thunder Cake.



What do you think Thunder Cake might be?

making predictions

Name: _____

Author's Purpose
Check the author's purpose for writing the book.

The author wrote this story...

- To persuade the reader.
- To entertain the reader.
- To inform the reader.

Draw and write to support the author's purpose.

author's purpose

Name: _____

Main Idea
Draw and write the main idea of the story.

The main idea of the story

Name: _____


Main Idea & Details
Write the main idea of the story.

Draw and write 3 supporting details for the main idea.

main idea & details

Name: _____


My Opinion
Draw and write your opinion of the story.



I think...

Name: _____

My Opinion
Draw and write your opinion of the story.




I think...

opinion writing


Name: _____

Favorite Part
Draw and write your favorite part of the story.




favorite part

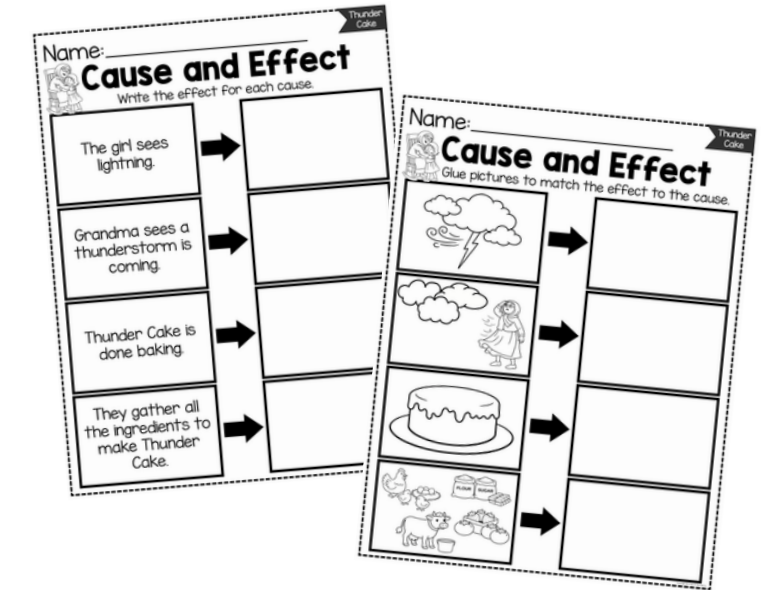
Take a Closer Look:




problem & solution



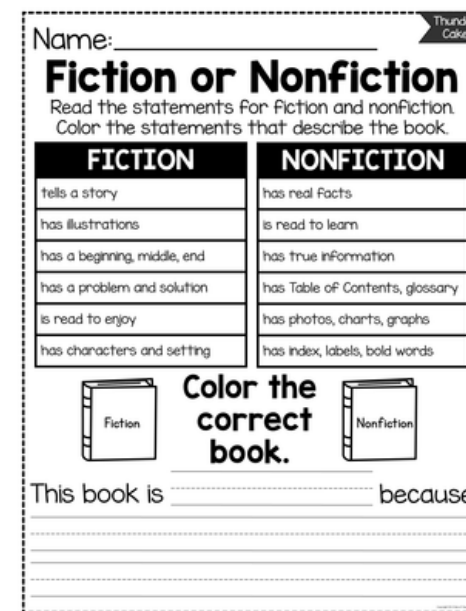
making connections



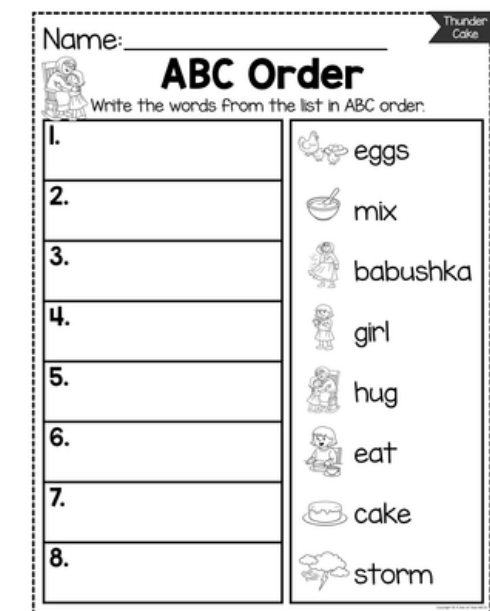
cause and effect



circle maps



fiction or nonfiction







ABC order

Take a Closer Look:

Name: _____

Character Analysis

Look for clues that describe the girl.
Write the evidence to support your reasoning.

 SEES	
 DOES	
 THINKS	
 FEELS	


character analysis

Name: _____

Helped or Scared

Sort and glue the pictures to the correct column.

HELPED	SCARED
<input type="checkbox"/>	<input type="checkbox"/>
<input type="checkbox"/>	<input type="checkbox"/>
<input type="checkbox"/>	<input type="checkbox"/>
<input type="checkbox"/>	<input type="checkbox"/>





helped or scared


Name: _____

Character Traits Sort

Write the trait to match the evidence.

 I gather eggs, milk the cow, and walk to the shed even though I feel scared.

 I help gather ingredients and work with Grandma to make Thunder Cake.


 I hide under the bed when I hear the thunder.


helpful **brave** **scared**


Name: _____


Character Traits Match


Trace the line from the trait to the evidence.


 calm

 encouraging

 kind

 I tell the girl she is brave, and I give her confidence.

 I speak in a soft, steady voice while thunder crashes.

 I stay with the girl and talk to her during the storm.

character traits


OUR RECIPE BOOK

Recipe For: _____

By Chef: _____

Ingredients:

- _____
- _____
- _____
- _____
- _____

Picture: 

Directions:


- _____
- _____
- _____
- _____

recipe book

Name: _____

Storm Sounds

Color and trace the word.




crash

Name: _____

Storm Sounds

Draw something that makes a CRACK sound during a storm. Write the word to match your picture.



crack

Name: _____

Storm Sounds

Color and trace the word.



rumble


sound study

Name: _____

Label the Storm

Write the word to match the picture.

cloud	rain	lightning
wind		thunder



labeling

Take a Closer Look:

STORM SHELTER
STEM Challenge

MATERIALS:

- Craft sticks
- Pipe cleaners
- Cardboard
- Index cards
- Tape
- Plastic wrap
- Fan
- Spray bottle with water
- Small toy figure (such as Lego Figure)
- Tissue paper

DIRECTIONS:

1. Design and build a shelter to protect the Lego Figure from weather events.
2. Place some tissue paper inside the shelter with the Lego figure to check for dryness after spraying with water.
3. Use a fan to simulate the wind.
4. Spray the shelter with a water bottle to simulate rain.

worm facts

Name: _____

Counting Down the Storm
Trace the numbers.

Name: _____

Counting Down the Storm
Fill in the missing numbers.

number order

Name: _____

Weather Survey
Walk around the room and survey 10 people.

Cross off a number for each person you survey:

1	2	3	4	5	6	7	8	9	10
---	---	---	---	---	---	---	---	---	----

Ask 10 people:
"What is your favorite kind of weather?"

Graph the data

Most people said:

Name: _____

Farm Survey
Walk around the room and survey 10 people.

Cross off a number for each person you survey:

1	2	3	4	5	6	7	8	9	10
---	---	---	---	---	---	---	---	---	----

Ask 10 people:
"Have you ever been to a farm?"

Graph the data

Most people said:

yes no

survey graphing

Name: _____

Thunder Cake Measuring
Trace the line from the ingredient to its measuring tool.

Flour

Salt

Sugar

eggs

tomatoes

lightning bolts

strawberries

tracing

Name: _____

Count and Graph
Count the items and graph the data.

Name: _____

How Many?
Count the items and write the number.

Name: _____

Count the Story Objects
Count the items and write the amount.

counting practice

Name: _____

Addition Stories
Solve the addition problems.

The girl got 7 eggs from one nest. She got 3 eggs from another nest. How many eggs did she get in all?

Grandma saw 2 tomatoes on the trellis and 4 tomatoes on the ground. How many tomatoes did she see in all?

The girl put 1 strawberry on the cake. Grandma added 4 more strawberries to the cake. How many strawberries are on the cake?

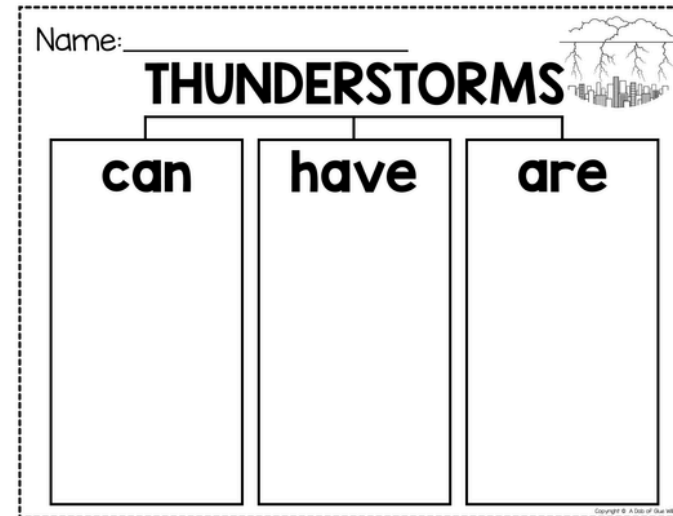
They used 6 pieces of chocolate in the cake and 3 pieces of chocolate in the frosting. How many pieces of chocolate did they use for the Thunder Cake?

addition stories

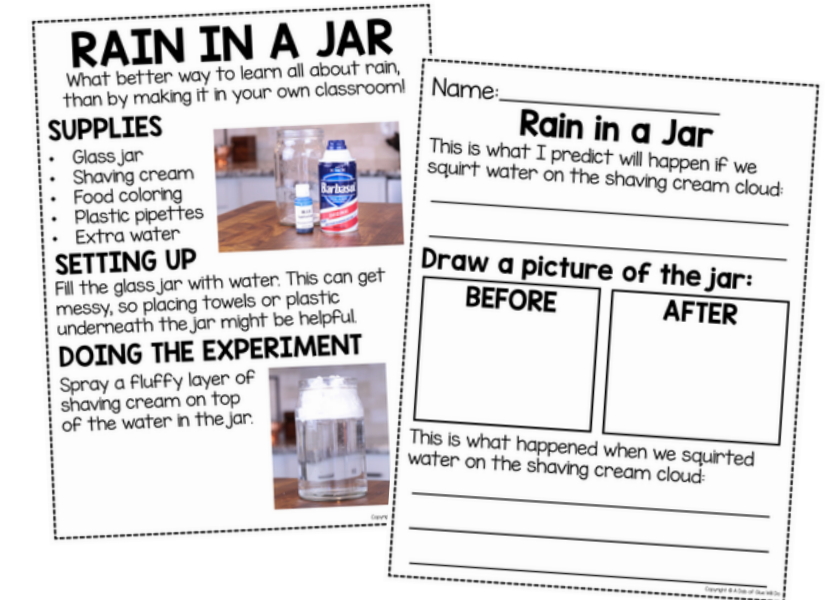
Take a Closer Look:




thunderstorm posters




storm can-have-are




rain experiment



add & subtract mats



making 10/20 mats



and so much more!

Why Teachers LOVE it:



OPTIONS

- ✓ Variations for differentiating
- ✓ Printables in color and B&W



EASY TO USE

- ✓ Teacher Tools
- ✓ Low-prep
- ✓ Activity Directions



ENGAGING

- ✓ Real Pictures
- ✓ Fun Crafts
- ✓ Hands-on Activities



What Teachers Are Saying



“This packet goes perfect with the story! I love it! Perfect for a fun springtime story!”



“I love this product. The product goes so well with the book. It has a lot of easy to use materials. I would recommend this!”



“There is a TON included in this resource to really incorporate the book into a variety of curricular areas. I plan to use it for years to come.”



Buy the bundle and SAVE!

- ✔ Save over \$240
- ✔ Get over 30 stories
- ✔ Get literacy, math, & science activities

CLICK HERE 

BOOK COMPANION MEGA BUNDLE



GROWING  **34 STORIES**

meet the team

I'm Jennifer... I am the founder and creator of A Dab of Glue Will Do and Dollar Teachers Club. I taught Kindergarten and 1st grade. I have a stash of chocolate in my desk and a Starbucks tea in my hand to keep me going. I love reading and watching my kiddos play soccer and do taekwondo.

jennifer



Here at A Dab of Glue Will Do, our team makes the lives of busy teachers a little easier by creating meaningful classroom resources to engage, encourage, and meet the needs of their little learners.

When you purchase from us, know that you're getting quality products made by teachers, for teachers. Customer service is our top priority, so please reach out to us with any questions or concerns.



Join the Club!

When you join the Dollar Teachers Club, you get access to all of the printable AND digital products we've ever made, all of our freebies, exclusive members-only monthly resources, and lots more, all in ONE place. Save money, stress, and lots of time, and join the Dollar Teachers Club today!

DOLLAR TEACHERS club 



Let's Connect! ❤️



Did you know we send out freebies and teacher tips every Sunday? Want to be the first to know when we have a new product, sale, or special event?

Click the button below to join our community.

