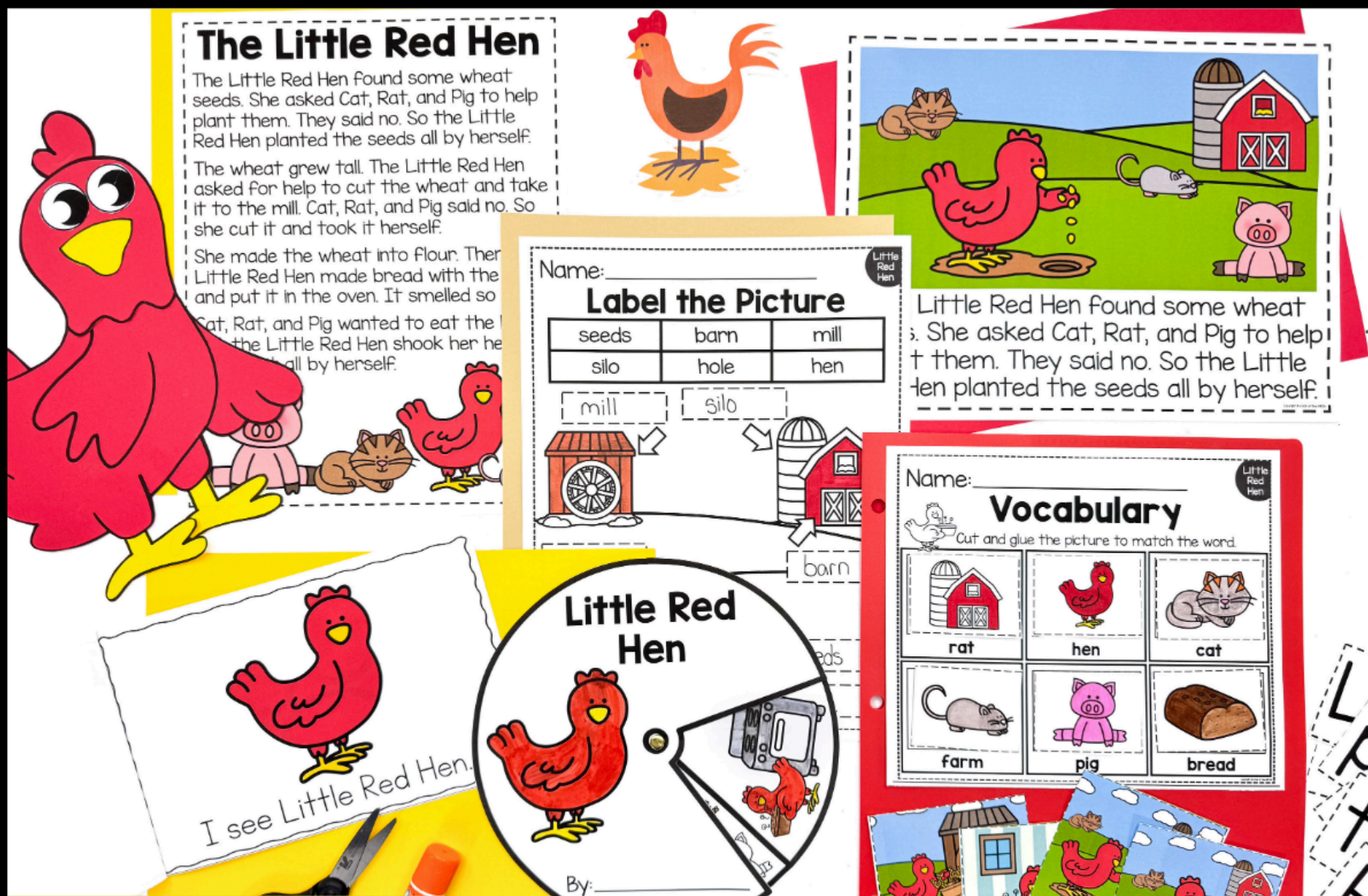


LITTLE RED HEN ACTIVITY PACK

Encourage early literacy skills with popular stories!



scroll
to take a
peek
inside

PK-1ST 264 PAGES

Here is what is included:

- ✔ Over 250 printable pages
 - ✔ Large teacher book for presenting
 - ✔ Sequencing activities and writing projects
 - ✔ Math and literacy worksheets
 - ✔ Readers theatre scripts, hats, and puppets
 - ✔ Sorts and pocket chart centers
 - ✔ Crafts and popsicle stick puppets
- ...and SO much more!

Here is a Sneak Peak:

Name: _____

Little Red Hen Sequencing

First Second Third Fourth

Cut out the pictures and glue in the correct order.

Name: _____

Little Red Hen Sequencing

Cut out the words and glue them into the correct order at the bottom of the page. Draw a picture.

The Little Red Hen

anted seeds.

Name: _____

Story Elements

Draw or write the elements of the story.

CHARACTERS	SETTING
· Little Red Hen · Pig · Cat · Rat	· farm · Little Red Hen's house

I See Little Red Hen

Name: _____

Favorite Character Little Red Hen

Color your favorite character

Little Red Hen Pig

My favorite character is Little Red Hen
she works hard
what she wants

Name: _____

The Little Red Hen

Read the passage and answer the questions.

Little Red Hen found some wheat. She asked Cat, Rat, and Pig to help her. They said no. So the Little Red Hen planted the seeds all by herself. When the wheat grew tall, the Little Red Hen asked for help to cut the wheat and take it to the mill. Cat, Rat, and Pig said no. She cut it and took it herself. She made the wheat into flour. The Little Red Hen made bread with the flour. She put it in the oven. It smelled so good. Rat and Pig wanted to eat the bread, but the Little Red Hen shook her head and said, 'I will eat it all by myself.'


1. Who are Little Red Hen's friends? <input type="checkbox"/> Dog, Cow, and Horse <input checked="" type="checkbox"/> Cat, Rat, and Pig <input type="checkbox"/> Fox, Bird, and Mouse	2. What did the Little Red Hen do with the wheat? <input checked="" type="checkbox"/> Took it to the mill <input type="checkbox"/> Threw it away <input type="checkbox"/> Fed it to the animals
2. Why didn't the other animals get to eat the bread? <input type="checkbox"/> They were not hungry <input checked="" type="checkbox"/> They did not help <input type="checkbox"/> They ate something else	4. What is the story teaching us? <input type="checkbox"/> It is fun to bake bread <input checked="" type="checkbox"/> Helping others is important <input type="checkbox"/> Animals do not like to work

DRAW YOUR FAVORITE PART

Have everything you need to teach a cross-curricular Little Red Hen unit!

Take a Closer Look:

The Little Red Hen



The Little Red Hen Found some wheat seeds. She asked Cat, Rat, and Pig to help plant them. They said no. So the Little Red Hen planted the seeds all by herself.

The Little Red Hen

The Little Red Hen Found some wheat seeds. She asked Cat, Rat, and Pig to help plant them. They said no. So the Little Red Hen planted the seeds all by herself.

The wheat grew tall. The Little Red Hen asked for help to cut the wheat and to take it to the mill. Cat, Rat, and Pig said no. So she cut it and took it herself.

She made the wheat into flour. Then the Little Red Hen made bread with the flour and put it in the oven. It smelled so good. Cat, Rat, and Pig wanted to eat the bread. But the Little Red Hen shook her head. She ate it all by herself.

Name: _____

The Little Red Hen
Read the passage and answer the questions.


1. Who are Little Red Hen's friends?
 Dog, Cow, and Horse
 Cat, Rat, and Pig
 Fox, Bird, and Mouse

2. What did the Little Red Hen do with the wheat?
 Took it to the mill
 Threw it away
 Fed it to the animals

2. Why didn't the other animals get to eat the bread?
 They were not hungry
 They did not help
 They ate something else

4. What is the story teaching us?
 It is fun to bake bread.
 Helping others is important.
 Animals do not like to work.


DRAW YOUR FAVORITE PART



THE LITTLE RED HEN

Narrator 1	One day, the Little Red Hen Found some seeds.
Little Red Hen	Look! I Found some seeds. Who will help me plant them?
Cat	Not me! I am too busy.
Rat	Not now! I am resting.
Pig	No way! I do not want to get dirty.
Narrator 2	So the Little Red Hen planted the seeds all by herself. The seeds grew into tall wheat.
Little Red Hen	The wheat is ready! Who will help me cut it and carry it to the mill?
Cat	Not me! I have other things to do.
Rat	Not now! I am too tired.
Pig	No thanks! That sounds like hard work.
Narrator 1	So the Little Red Hen cut the wheat and brought it to the mill by herself. She made the wheat into flour.
Little Red Hen	Now I will use the Flour to make bread. Who will help me bake it?
Cat	Not me! I do not know how.
Rat	Not now! I am too tired.
Pig	No way! I would rather nap.
Narrator 2	So the Little Red hen baked the bread all by herself. and put it in the oven. Soon, the bread was ready.
Little Red Hen	The bread smells so good! Who will help me eat it?
Cat	Oh yes! I love bread!
Rat	Me too! I am so hungry.
Pig	I will! It smells delicious!
Little Red Hen	Not I did all the work, so I will eat it all by myself!
Narrator 1	And she did!

The End




teacher books

passages & questions


readers theatre

Little Red Hen


Pig




Readers Theatre Puppets
Cut on dotted line. Attach to popsicle stick.



Readers Theatre Puppets
Cut on dotted line. Attach to popsicle stick.



Little Red Hen Sequence Cards





readers theatre hats

puppets

sequencing cards

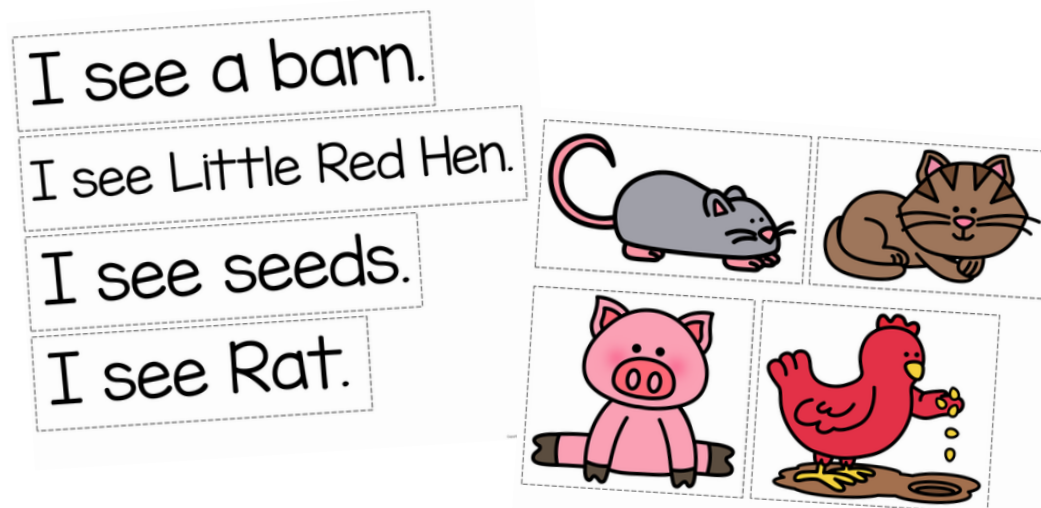

Take a Closer Look:



sequencing activity

cut & paste sequencing

“I see” reader




“I see” cut & paste

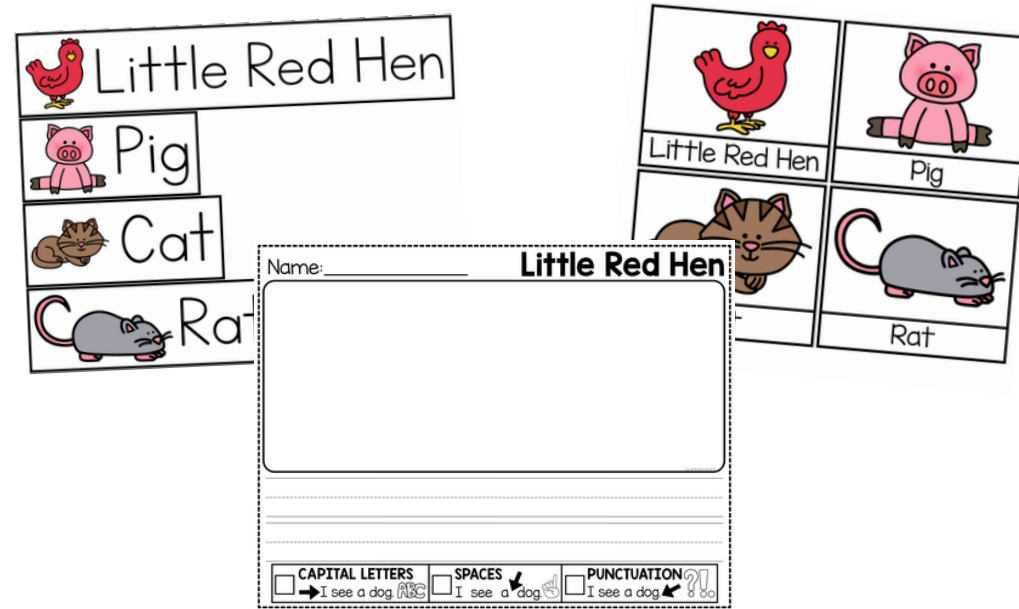
“I see” pocket chart

craft stick puppets

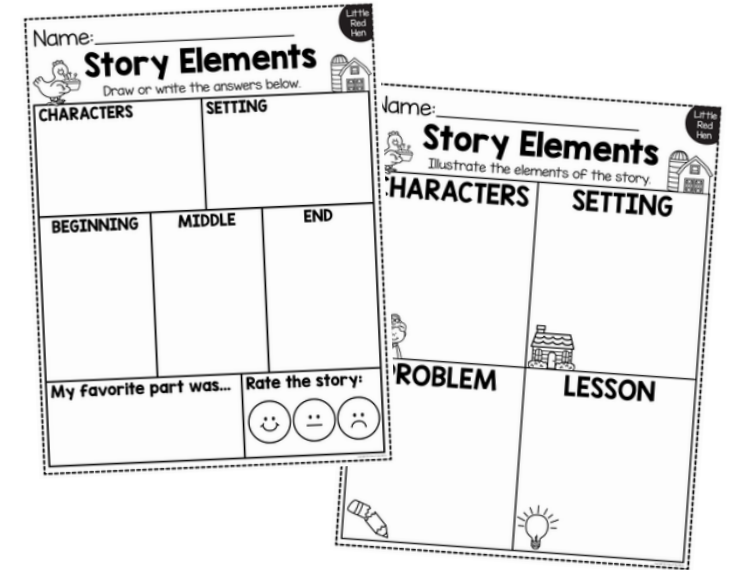
Take a Closer Look:




crafts




word wall & writing



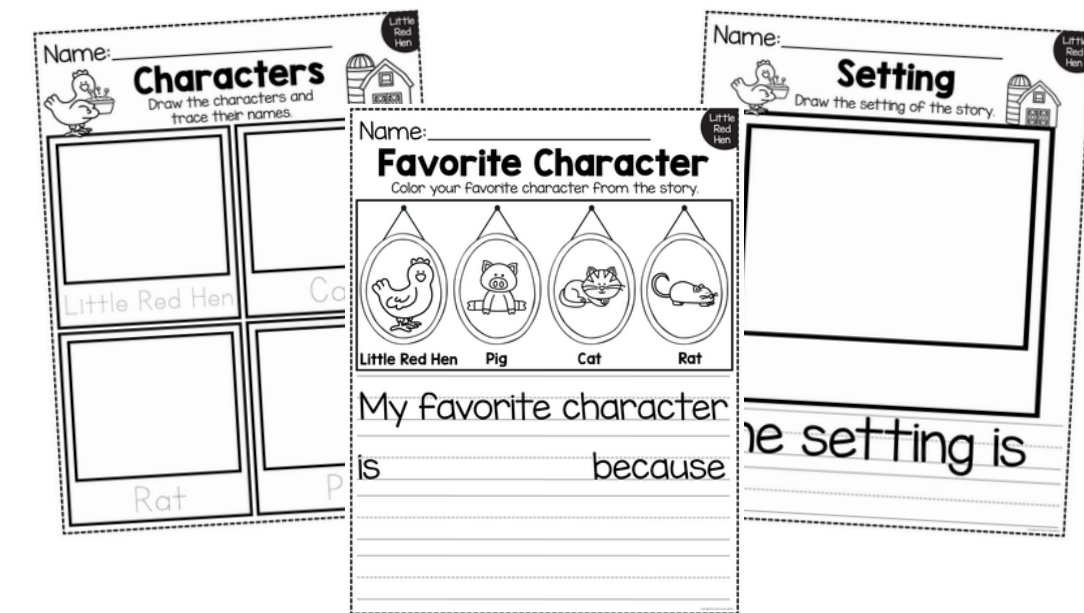
elements worksheets



spin & retell wheel



sequencing books



character & setting

Take a Closer Look:

Name: _____
Vocabulary
Cut and glue the picture to match the word.

rat	hen	cat
farm	pig	bread

Name: _____
Vocabulary
Write the word to match the picture.

cat	hen	pig
farm	rat	bread

Name: _____
Cause and Effect
Glue the pictures to match the cause and effect.

FIRST: Sensory STEM Activity
MATERIALS: Flour, Glue, Paper, Scissors, Paperclips, Masking tape, String.
DIRECTIONS: All that Flour is too heavy For Little Red Hen! Can you create something For Little Red Hen to pull the Flour From the mill to her house?
Challenge: Can your object be pushed AND pulled by Little Red Hen?

PREK: Sensory STEM Activity
MATERIALS: Plastic wheat stalks (tops only), Paper, String, Scissors, Glue.
DIRECTIONS: You must be able to move Little Red Hen's wheat From one side of the table/desk to the other side. How many stalks of wheat can your object move? Can you keep all the stalks on your object so they don't fall off?

KINDER: Sensory STEM Activity
MATERIALS: Plastic wheat stalks (tops only), Paper, String, Scissors, Glue.
DIRECTIONS: All that wheat is too heavy For Little Red Hen! Can you create something to carry the wheat to the mill For Little Red Hen?
Challenge: You must be able to move Little Red Hen's wheat From one side of the table/desk to the other side. How many stalks of wheat can your object move? Can you keep all the stalks on your object so they don't fall off?

vocab practice

cause and effect

STEM activities

Name: _____
Beginning Sound
Sort and glue the pictures to the correct column.

Name: _____
Blends in the Oven
Write the word to match the picture.

Name: _____
ABC Order
Write the words from the list in ABC order.

Name: _____
Fix the Sentence
Write the sentence correctly.

MORAL
A moral is the lesson the author is teaching the reader.

GENRES

FAIRY TALES
A Fairy tale is a type of folktale with magical characters, places, or events.

FABLES
A fable is a short story that usually involves animals and teaches a lesson or moral.

Name: _____
Counting
Fill in the number that comes before and after.

Name: _____
How Many?
Count the items and write the number.

Name: _____
Addition Stories
Solve the addition problems.

Name: _____
What's Next
Glue the pictures to complete each pattern.


Name: _____
Graphing
Count the items and complete the bar graph.

literacy worksheets


element posters

math worksheets


Take a Closer Look:




comprehension




character trait maps



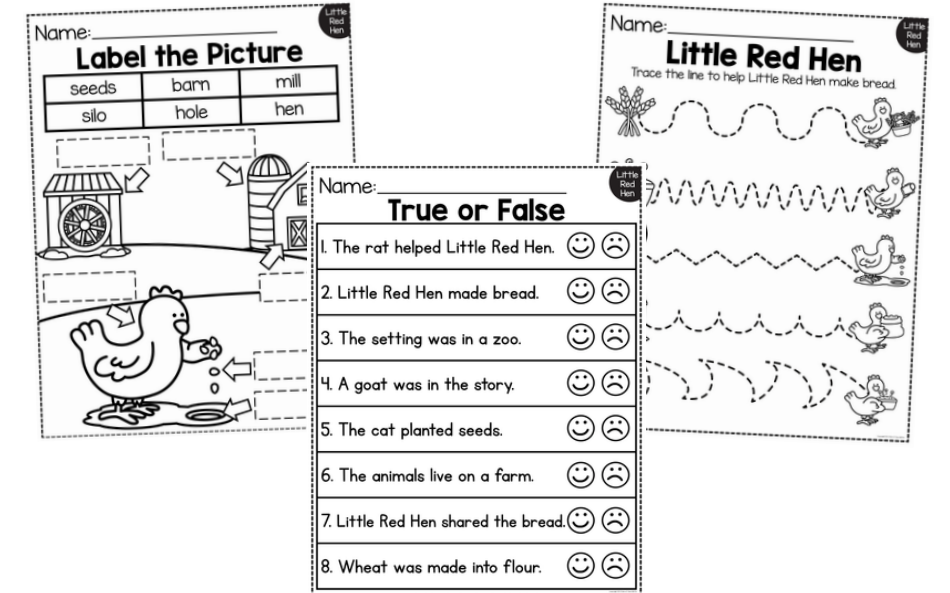
farm or zoo sort



moral worksheet



predictions worksheet



plus so much more!

Why Teachers LOVE it:



VARIETY

- ✓ Covers many literacy skills
- ✓ Math and STEM activities included



EASY TO USE

- ✓ Teach once or a complete unit
- ✓ Zero-prep, just print and go!



ENGAGING

- ✓ Cute crafts
- ✓ Fun centers
- ✓ Hands-on Activities



What Teachers Are Saying



“My students loved using this resource. It was engaging and easy to use.”



“I used this resource with my class. They loved the learning the story and the activities were engaging for them.”




“My students love learning about the fairy tales. My class loves reading and having their own little books to practice with at home.”



Buy the bundle and SAVE!

- ✓ Save over \$100
- ✓ 10 nursery rhyme units
- ✓ 7 fable and fairytale units

CLICK HERE



NURSERY RHYMES FABLES & FAIRYTALES



GROWING

17 UNITS

meet the team

I'm Jennifer... I am the founder and creator of A Dab of Glue Will Do and Dollar Teachers Club. I taught Kindergarten and 1st grade. I have a stash of chocolate in my desk and a Starbucks tea in my hand to keep me going. I love reading and watching my kiddos play soccer and do taekwondo.

jennifer



Here at A Dab of Glue Will Do, our team makes the lives of busy teachers a little easier by creating meaningful classroom resources to engage, encourage, and meet the needs of their little learners.

When you purchase from us, know that you're getting quality products made by teachers, for teachers. Customer service is our top priority, so please reach out to us with any questions or concerns.



Join the Club!

When you join the Dollar Teachers Club, you get access to all of the printable AND digital products we've ever made, all of our freebies, exclusive members-only monthly resources, and lots more, all in ONE place. Save money, stress, and lots of time, and join the Dollar Teachers Club today!

DOLLAR TEACHERS club 



Let's Connect! ❤️



Did you know we send out freebies and teacher tips every Sunday? Want to be the first to know when we have a new product, sale, or special event?

Click the button below to join our community.

