

# THE GREAT EGGSCAPE

## BOOK COMPANION PACK

Book companion activities to make reading more fun!

**THE GREAT EGGSCAPE**

**CHARACTERS**  
Shel, the other eggs (Greg, Peg, Clegg, Meg, Egbert, Shelby, Shelly, Sheldon, Frank, and Other Frank)

**SETTING**

**PROBLEM**  
Shel is worried eggs do not return the Great Egg even more so v still miss

Name: \_\_\_\_\_  
**Eggscape Survey**  
Walk around the room and survey 10 people.  
Cross off a number for each person you survey.  
1 2 3 4 5 6 7 8 9 10

Ask 10 people:  
"Where would you escape to?"

Name: \_\_\_\_\_  
**Eggscape Sequencing**  
First Second Third Fourth

Name: \_\_\_\_\_  
**THE GREAT EGGSCAPE! COMPREHENSION QUESTIONS**

**IMAGINATION**  
The ability to make pictures or ideas in your mind.  
"I prefer adventures of the imagination."

**PEACEFUL**  
Quiet and calm.  
"It's quite peaceFul here without all the other eggs."

frolic  
clue  
escape

scroll  
to take a  
peek  
inside

**PK-2ND** **454 PAGES**

# Here is what is included:

- ✓ Reading comprehension worksheets
  - ✓ Vocabulary practice and emergent readers
  - ✓ Sequencing and retelling activities
  - ✓ Writing prompts and word wall cards
  - ✓ Math worksheets and centers
  - ✓ Craft and story element flipbook
  - ✓ Science connections and STEM activities
- ...and SO much more!

# Here is a Sneak Peak:



Students will have a blast completing activities that go along with the read-aloud!

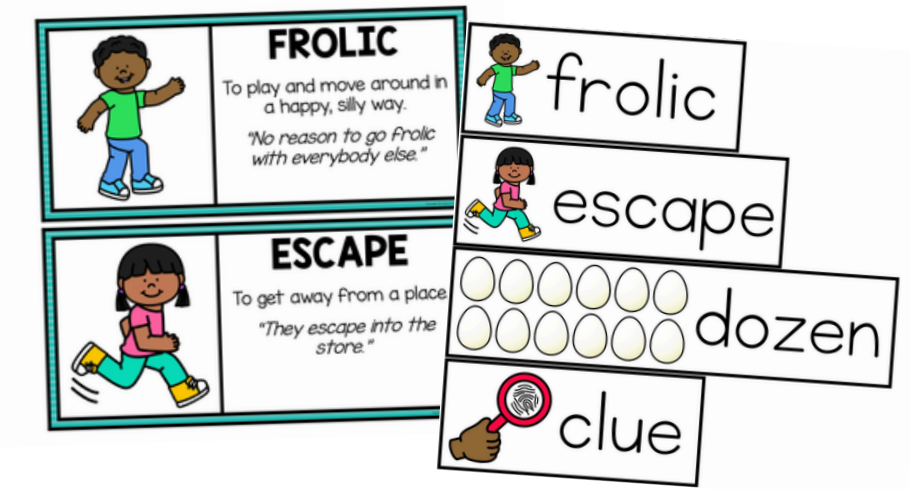
# Take a Closer Look:



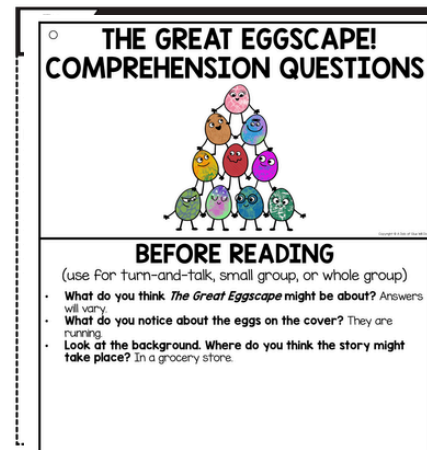
anchor chart



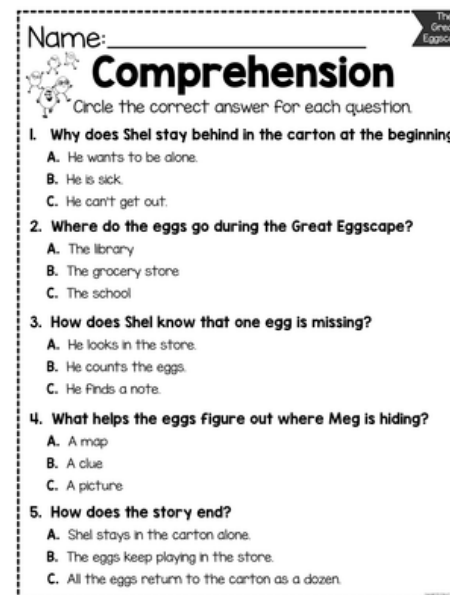
author & illustrator info



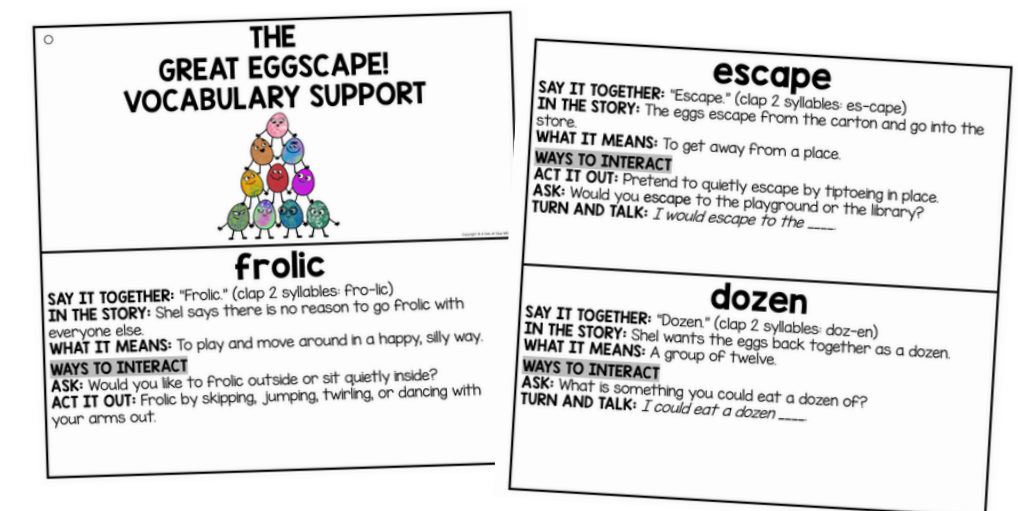
vocab & word wall



comprehension tools




comprehension worksheet

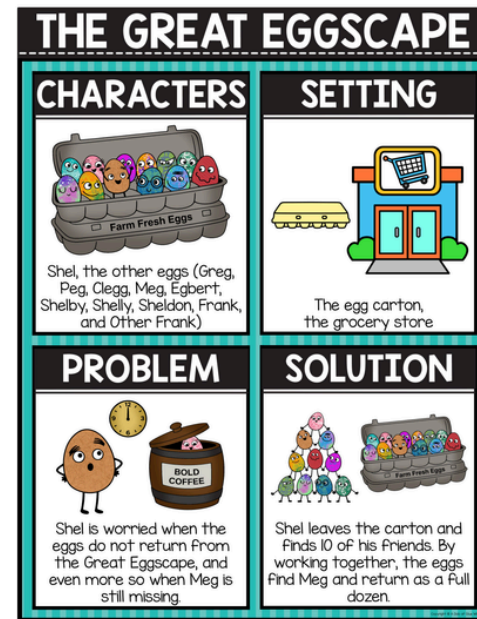


vocab support

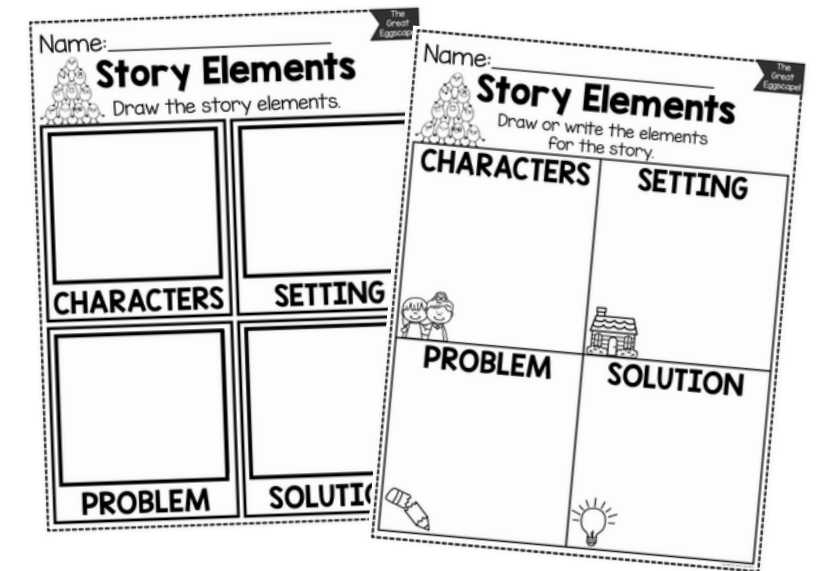
# Take a Closer Look:



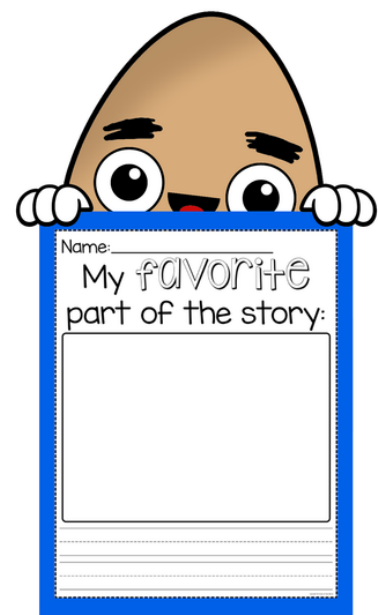
vocab practice



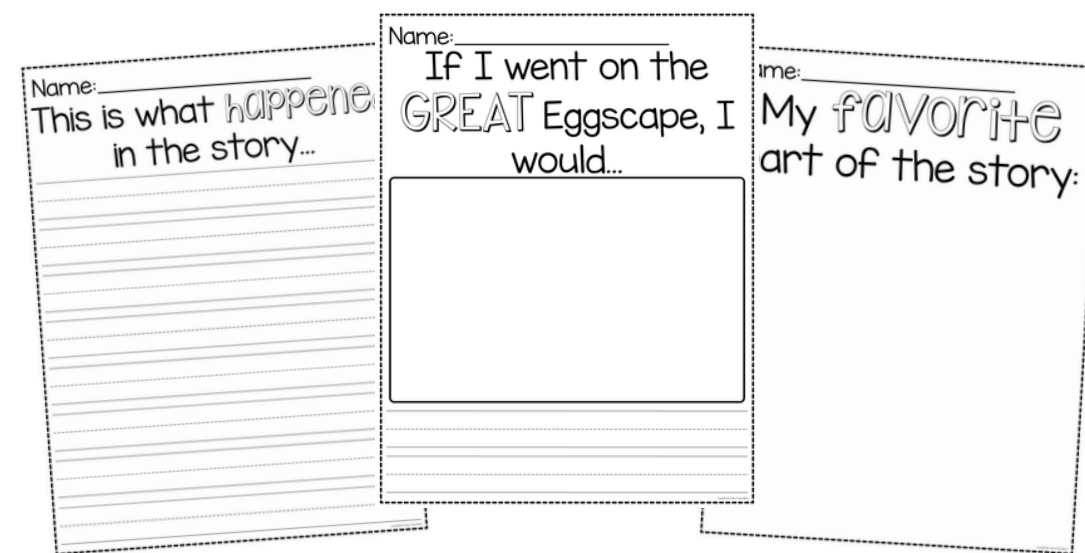
story elements poster




elements worksheets



writing craftivity




writing prompts



puppets

# Take a Closer Look:



craft

Name: \_\_\_\_\_

### Eggscape Sequencing

First Second Third Fourth

1	2	3	4
---	---	---	---

Cut out the pictures and glue in the correct order.

1 2 3 4 5

6 7 8 9 10

cut and paste sequence

Name: \_\_\_\_\_

### Eggscape Sequence

Sequence the sentences and draw pictures for each event.

First Next

Then Last

looks for his friends, counts the eggs, and realizes one egg is missing. Shel stays behind while the other eggs leave the carton for the Great Eggscape.

looks for his friends, counts the eggs, and realizes one egg is missing. Shel stays behind while the other eggs leave the carton for the Great Eggscape.

to find Meg and return to the carton together as a dozen. Shel relaxes for a while but starts to worry when the eggs do not return.

looks for his friends, counts the eggs, and realizes one egg is missing. Shel stays behind while the other eggs leave the carton for the Great Eggscape.

Shel looks for his friends, counts the eggs, and realizes one egg is missing. The eggs follow a clue to find Meg and return to the carton together as a dozen.

Shel relaxes for a while but starts to worry when the eggs do not return. Shel stays behind while the other eggs leave the carton for the Great Eggscape.

read and sequence

Name: \_\_\_\_\_

### Sequencing

Cut and glue the story events in the correct order.

1	The other eggs jump into the dye pool and get bright and colorful.
2	Shel counts the eggs and realizes Meg is missing.
3	Shel stays in the carton while the other eggs go on the Great Eggscape.
4	Shel goes to look for his friends and finds Greg. Together they find other eggs hiding.
5	The eggs follow a clue and use teamwork to find Meg. They return to the carton together as a dozen.
6	Shel relaxes for a while, but when it is lunchtime, he worries because the eggs are not back.

Cut and glue in the correct order on previous page.

sentence sequencing

Local Farm Fresh

I see Shel

I see eggs escaping

I see Shel

I see eggs escaping

I see Shel

I see eggs escaping

I see Shel

I see eggs escaping

I see reader

A chicken hatches from an egg

A turtle hatches from an egg

Who Hatches From an Egg?

A chicken hatches from an egg

A turtle hatches from an egg

A chicken hatches from an egg

A turtle hatches from an egg

who hatches reader

# Take a Closer Look:



The Great Eggscapade!

Name: \_\_\_\_\_

**CHARACTERS**


**SETTING**

**PROBLEM**

**SOLUTION**

**FAVORITE PART**


flip book activity



Name: \_\_\_\_\_

**Making Predictions**

Shel is worried when his friends are not back by lunchtime.




What do you think the eggs are doing?

\_\_\_\_\_

\_\_\_\_\_

\_\_\_\_\_

making predictions



Name: \_\_\_\_\_

**Author's Purpose**

Check the author's purpose for writing the book.

**The author wrote this story...**

To persuade the reader.

To entertain the reader.

To inform the reader.

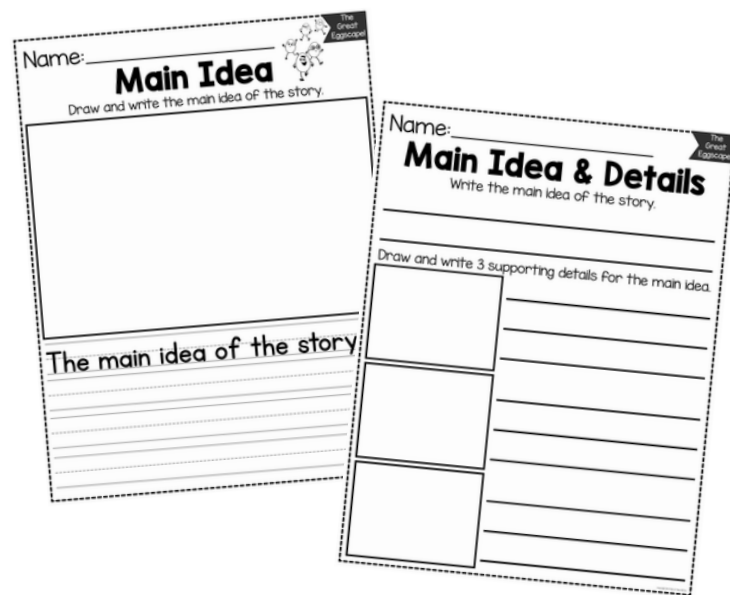
Draw and write to support the author's purpose.

\_\_\_\_\_

\_\_\_\_\_

\_\_\_\_\_

author's purpose



Name: \_\_\_\_\_

**Main Idea**

Draw and write the main idea of the story.

\_\_\_\_\_

The main idea of the story

\_\_\_\_\_

\_\_\_\_\_

Name: \_\_\_\_\_

**Main Idea & Details**

Write the main idea of the story.

\_\_\_\_\_

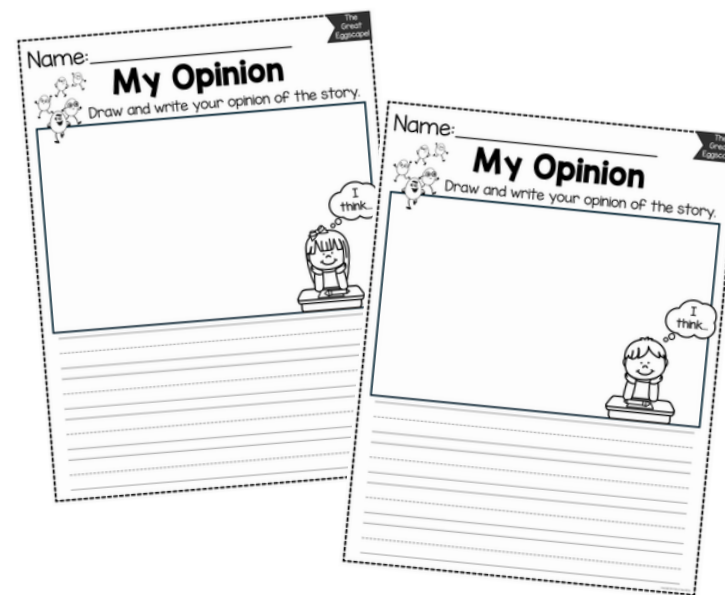
Draw and write 3 supporting details for the main idea.

\_\_\_\_\_

\_\_\_\_\_

\_\_\_\_\_

main idea & details




Name: \_\_\_\_\_

**My Opinion**

Draw and write your opinion of the story.

\_\_\_\_\_




Name: \_\_\_\_\_


**My Opinion**

Draw and write your opinion of the story.

\_\_\_\_\_




opinion writing



Name: \_\_\_\_\_

**Favorite Part**

Draw and write your favorite part of the story.




\_\_\_\_\_

\_\_\_\_\_

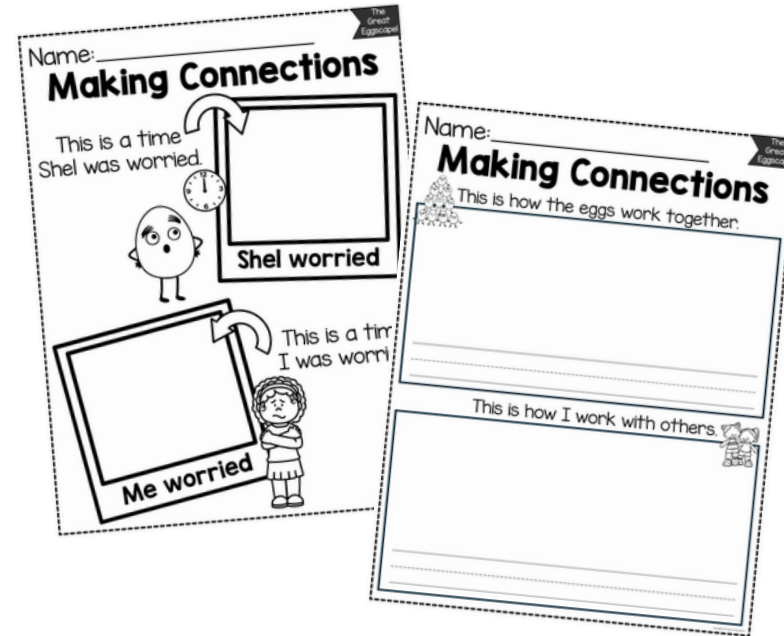
\_\_\_\_\_

favorite part


# Take a Closer Look:



problem & solution



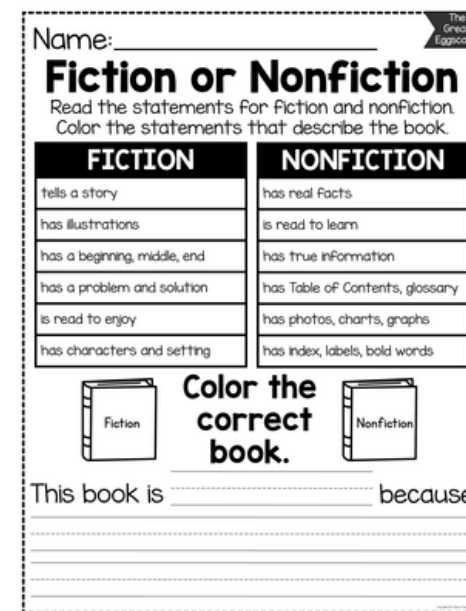
making connections



cause and effect



circle maps

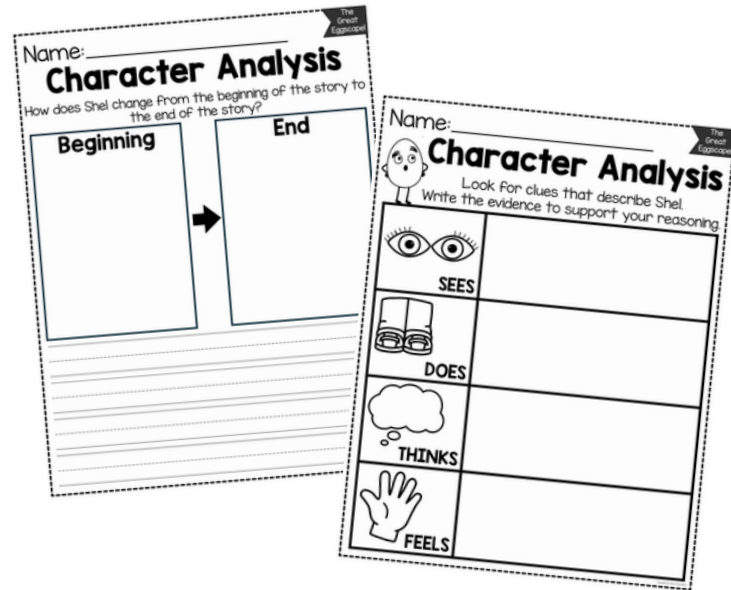


fiction or nonfiction



ABC order


# Take a Closer Look:




character analysis



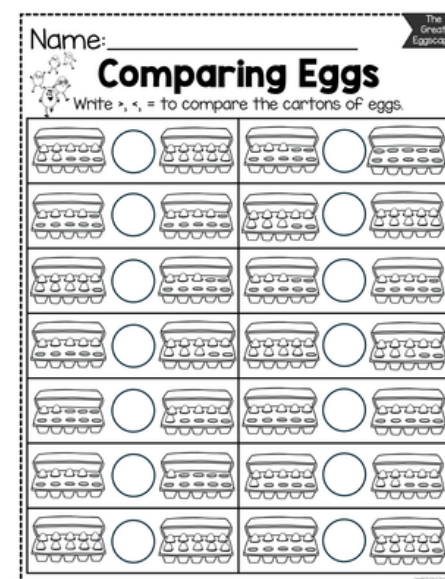
hide-and-seeK clues




character traits



letter writing

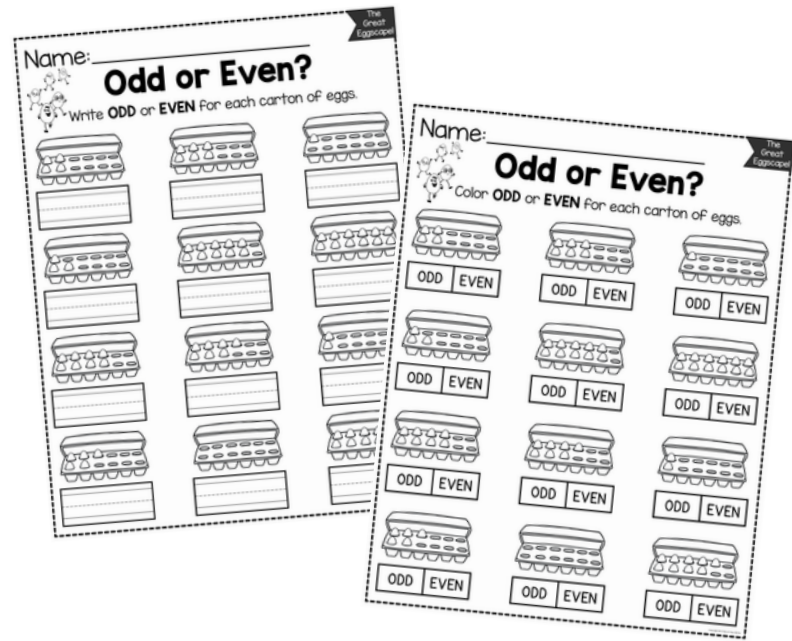


comparing eggs



counting

# Take a Closer Look:




odd or even



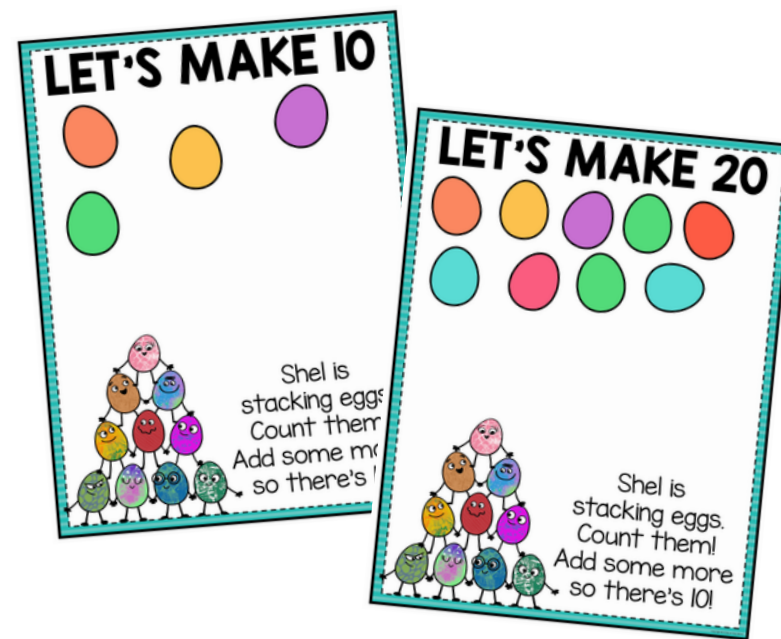
survey activities



make a dozen



add & subtract mats



making 10/20 mats



i can count reader

# Take a Closer Look:

**Am I oviparous?**

yes	no
-----	----

chicken, elephant, duck, snake, rabbit, whale

oviparous sort

**Hatching Animals**  
Name: \_\_\_\_\_  
Draw a picture of an animal that hatches from an egg.  
Write the name of the animal on the line.

**Do They Hatch?**  
Name: \_\_\_\_\_  
Sort and glue the pictures to the correct column.  
HATCH | DO NOT HATCH

**Hatching Animals**  
Name: \_\_\_\_\_  
Circle the animals that hatch from an egg.

hatching animals

**Parts of an Egg**  
Name: \_\_\_\_\_  
Color and label the parts of an egg.  
yolk | shell | egg white

**Outside and Inside Egg**  
Name: \_\_\_\_\_  
Write words to describe the outside and inside of an egg.

parts of an egg

**Protect Shell**  
Name: \_\_\_\_\_  
MY STRUCTURE: Draw your structure.

**EGG INVESTIGATION**  
Name: \_\_\_\_\_  
MY PREDICTIONS: Will it sink or float?  
Real egg: \_\_\_\_\_ Plastic egg: \_\_\_\_\_  
MY OBSERVATIONS: Did the egg sink or float?  
Real egg: \_\_\_\_\_ Plastic egg: \_\_\_\_\_  
MY CONCLUSIONS: What protected my egg?  
MY CONCLUSIONS: What happened?

STEM challenges

**DISGUISE AN EGG**  
Dear Families,  
This week we are reading the story *The Great Eggscaper* by Jory John. In the story, the main character, Shel, must look for his missing friends. We are challenging each student to create a disguise for Shel.  
One of the main themes of the story is teamwork, so we would love if your family worked as a team to help disguise Shel. We can't wait to see everyone's creativity!  
Send the disguised egg back to school by: \_\_\_\_\_

disguise an egg

**The Great Eggscaper!**  
Name: \_\_\_\_\_  
Draw a picture and write a sentence to sequence the story.

First	Next	Then	Last

**I See Eggs**

and so much more!

# Take a Closer Look:



hibernate reader

STEM challenge

cause & effect puzzles



casue & effect poster

make a card for bear

and so much more!

# Why Teachers LOVE it:



## OPTIONS

- ✓ Variations for differentiating
- ✓ Printables in color and B&W



## EASY TO USE

- ✓ Teacher Tools
- ✓ Low-prep
- ✓ Activity Directions



## ENGAGING

- ✓ Real Pictures
- ✓ Fun Crafts
- ✓ Hands-on Activities



# What Teachers Are Saying



“This is going to be a resource that I’ll use again and again with my students. They were so engaged and it went so well with the story!”



“I absolutely love these books and having activities to go along with it are absolutely the best thing! Thank you!”



“This was a wonderful spring/Easter resource! My students loved this activity! It is a great book companion pack!”




# Buy the bundle and SAVE!

- ✔ Save over \$240
- ✔ Get over 30 stories
- ✔ Get literacy, math, & science activities

**CLICK HERE** 

## BOOK COMPANION MEGA BUNDLE



**GROWING**  **34 STORIES**

# meet the team

I'm Jennifer... I am the founder and creator of A Dab of Glue Will Do and Dollar Teachers Club. I taught Kindergarten and 1st grade. I have a stash of chocolate in my desk and a Starbucks tea in my hand to keep me going. I love reading and watching my kiddos play soccer and do taekwondo.

*jennifer*



Here at A Dab of Glue Will Do, our team makes the lives of busy teachers a little easier by creating meaningful classroom resources to engage, encourage, and meet the needs of their little learners.

When you purchase from us, know that you're getting quality products made by teachers, for teachers. Customer service is our top priority, so please reach out to us with any questions or concerns.



# Join the Club!

When you join the Dollar Teachers Club, you get access to all of the printable AND digital products we've ever made, all of our freebies, exclusive members-only monthly resources, and lots more, all in ONE place. Save money, stress, and lots of time, and join the Dollar Teachers Club today!

**DOLLAR TEACHERS** club 



**CLICK HERE** 




# Let's Connect! ❤️



Did you know we send out freebies and teacher tips every week? Want to be the first to know when we have a new product, sale, or special event?

Click the button below to join our community.

**CLICK HERE**



A Dab of Glue Will Do



@adabofgluewilldo



www.adabofgluewilldo.com



@adabofgluewilldo