

# THE DAY IT RAINED HEARTS BOOK COMPANION PACK

Book companion  
activities to make  
reading more fun!

**The Day It Rained Hearts**  
Name: \_\_\_\_\_  
CHARACTERS  
SETTING  
PROBLEM  
SOLUTION  
FAVORITE PART

**I See The Day It Rained Hearts**  
Name: \_\_\_\_\_  
WHOSE VALENTINE?  
Cornelia forgot to address the envelopes!  
Read each valentine and write the correct animal.  
Rabbit Dog Mouse Turtle  
This valentine is for a friend who loves bones.  
Dog  
Name: \_\_\_\_\_  
If I caught a heart this is what I would do with it...  
I would put it in my pocket.

**SORTING WITH CORNELIA**  
Write an X on what does NOT belong.

*scroll*  
to take a  
peek  
inside

**PK-2ND** **348 PAGES**

# Here is what is included:

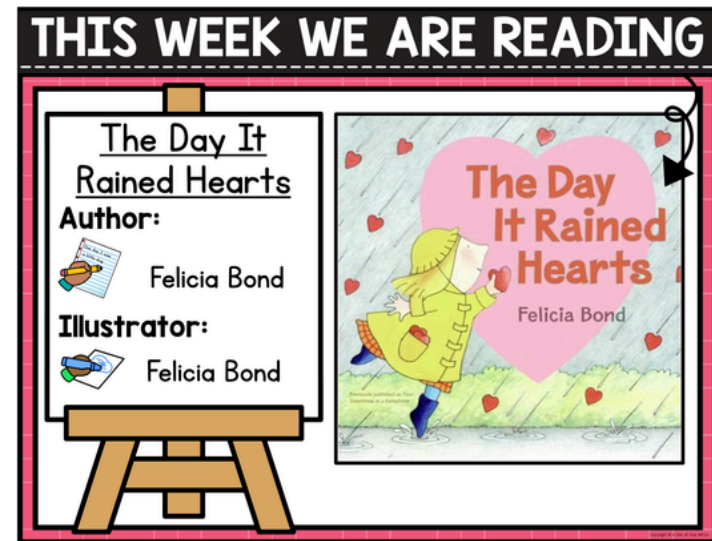
- ✓ Reading comprehension worksheets
  - ✓ Vocabulary practice and emergent readers
  - ✓ Sequencing and retelling activities
  - ✓ Writing prompts and word wall cards
  - ✓ Math worksheets and centers
  - ✓ Craft and story element flipbook
  - ✓ Science connections and STEM activities
- ...and SO much more!

# Here is a Sneak Peak:




Students will have a blast completing activities that go along with the read-aloud!

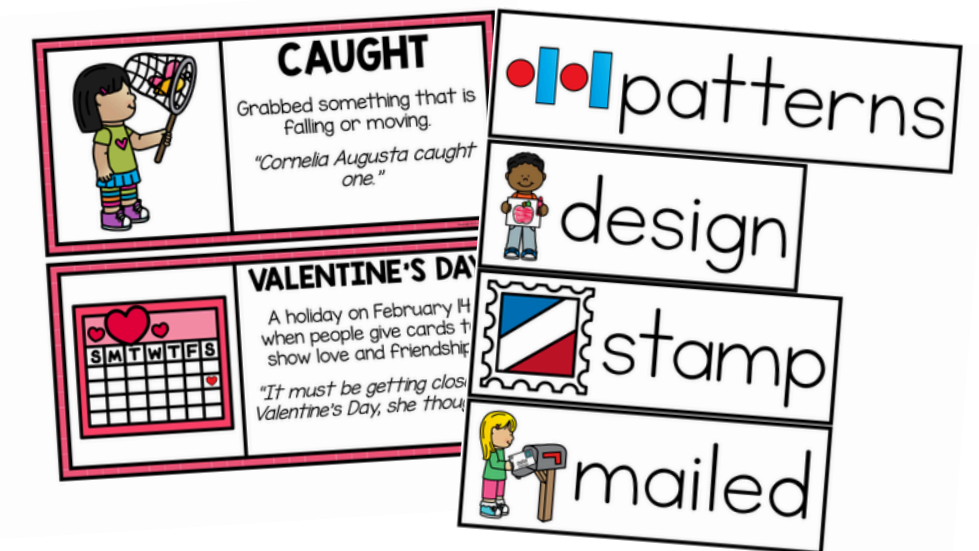
# Take a Closer Look:



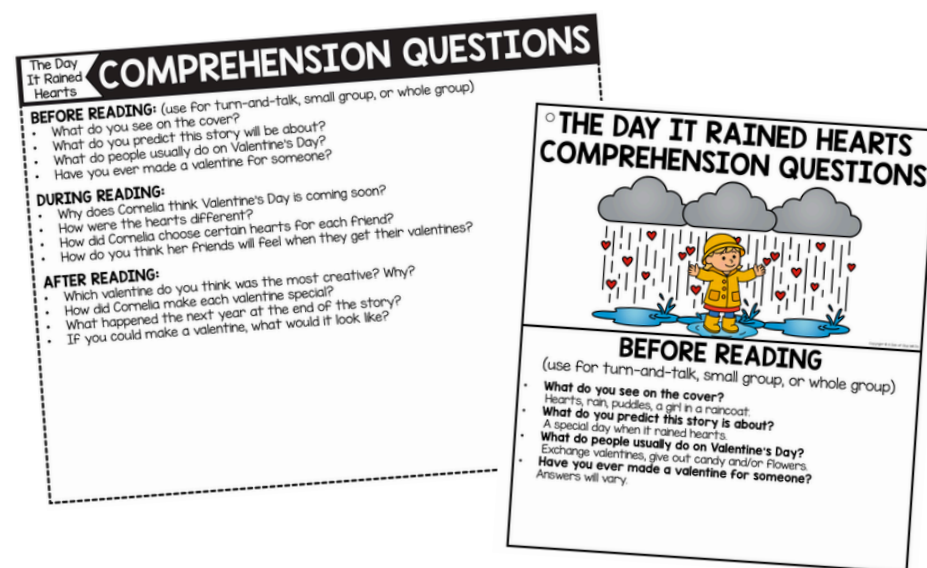
anchor chart



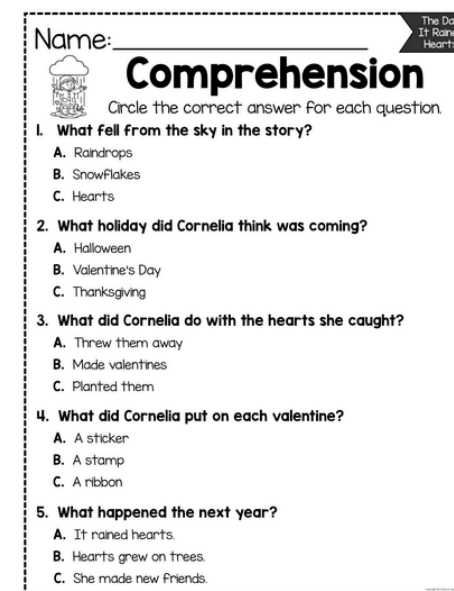
author & illustrator info



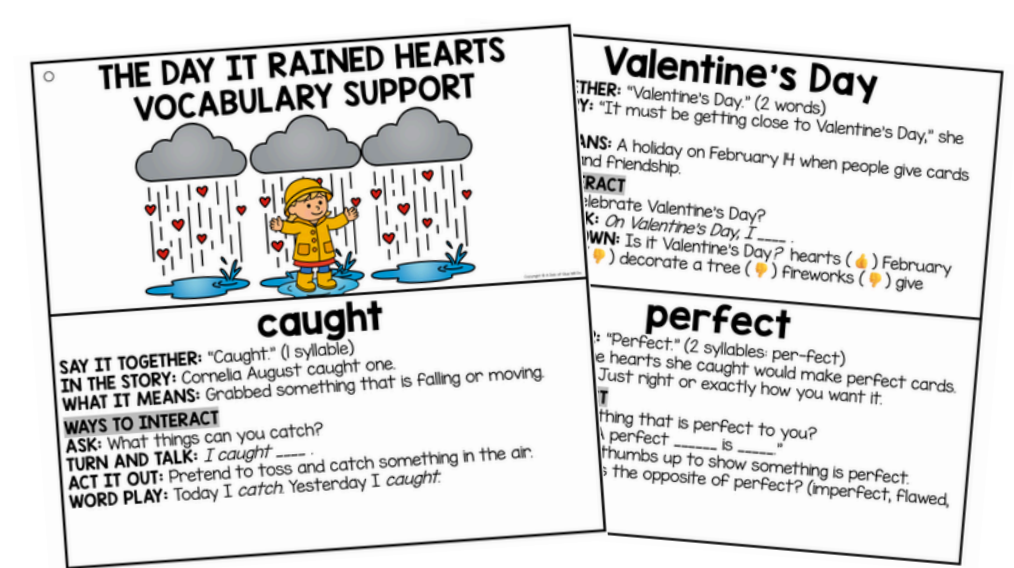
vocab & word wall



comprehension tools




comprehension worksheet



vocab support

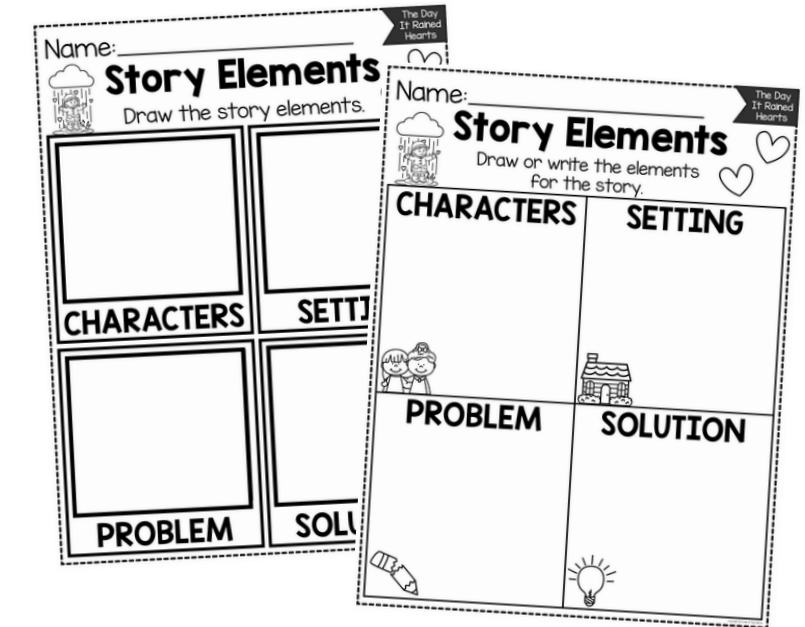
# Take a Closer Look:



vocab practice




story elements poster



elements worksheets



writing craftivity



writing prompts





puppets

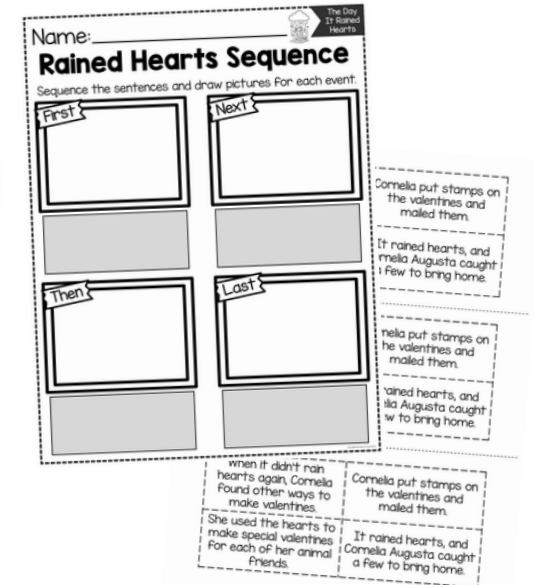

# Take a Closer Look:



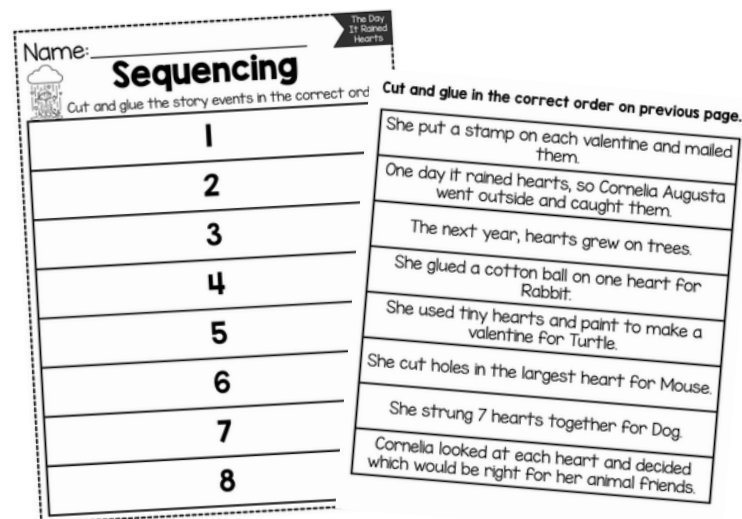
craft



cut and paste sequence



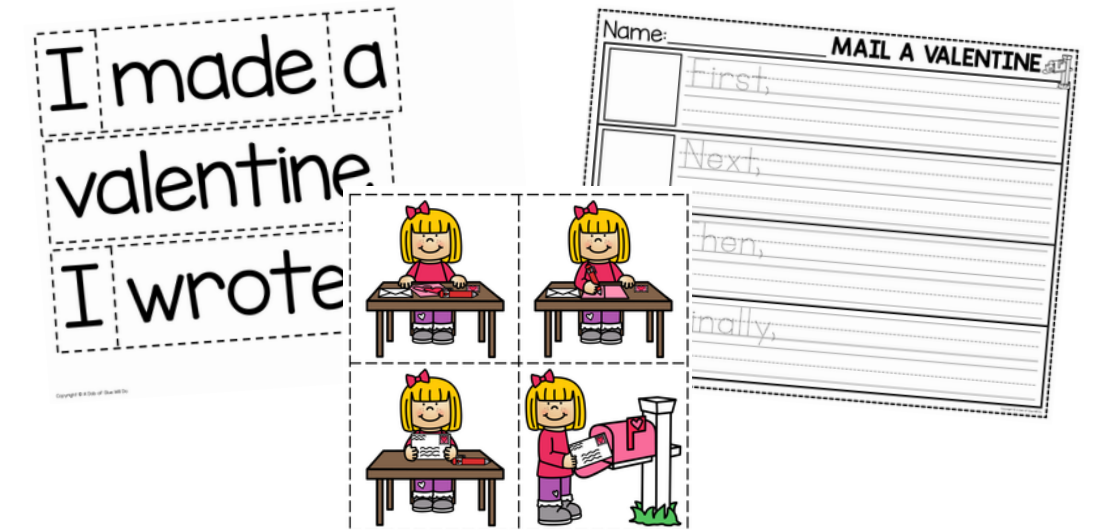
read and sequence



sentence sequencing



I see reader



valentine sequence

# Take a Closer Look:

The Day It Rained Hearts

Name: \_\_\_\_\_

**CHARACTERS**

**SETTING**

**PROBLEM**

**SOLUTION**


**FAVORITE PART**

flip book activity

Name: \_\_\_\_\_

**Making Predictions**

Cornelia sent valentines to her animal friends!



How do you think her friends felt when they got their valentine?

\_\_\_\_\_

\_\_\_\_\_

\_\_\_\_\_

making predictions

Name: \_\_\_\_\_

**Author's Purpose**

Check the author's purpose for writing the book.

**The author wrote this story...**

To persuade the reader.

To entertain the reader.

To inform the reader.

Draw and write to support the author's purpose.

\_\_\_\_\_

\_\_\_\_\_


\_\_\_\_\_

author's purpose

Name: \_\_\_\_\_

**My Opinion**

Draw and write your opinion of the story.



I think...

\_\_\_\_\_

\_\_\_\_\_

\_\_\_\_\_

opinion writing

Name: \_\_\_\_\_

**Main Idea**

Draw and write the main idea of the story.

The main idea of the st

\_\_\_\_\_

\_\_\_\_\_

\_\_\_\_\_

Name: \_\_\_\_\_

**Main Idea & Details**

Write the main idea of the story.

Draw and write 3 supporting details for the main idea.

\_\_\_\_\_

\_\_\_\_\_


\_\_\_\_\_

main idea worksheets

Name: \_\_\_\_\_

**Favorite Part**

Draw and write your favorite part of the story.




\_\_\_\_\_

\_\_\_\_\_

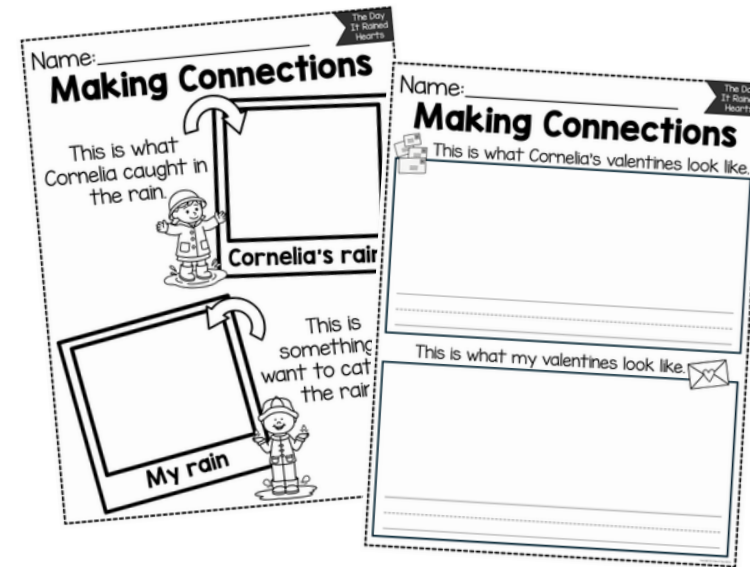
\_\_\_\_\_

favorite part


# Take a Closer Look:




problem & solution



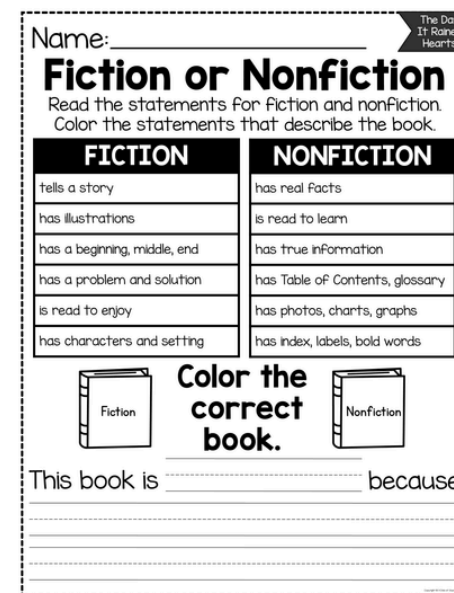
making connections




cause and effect



circle maps



fiction or nonfiction







ABC order

# Take a Closer Look:

Name: \_\_\_\_\_

### Character Analysis

Look for clues that describe Cornelia.  
Write evidence to support your reasoning.

	
SEES	
	
DOES	
	
THINKS	
	
FEELS	

character analysis

Name: \_\_\_\_\_

### Writing Extension

What else could Cornelia make for her friends?

Name: \_\_\_\_\_

### Writing Extension





Where will Cornelia get hearts for valentines next year?

writing extension

Name: \_\_\_\_\_

### WHOSE VALENTINE?





Cornelia forgot to address the envelopes!  
Read each valentine and match the correct animal.

	
This valentine is for a friend who loves bones.	This valentine is for a friend who likes cheese.
	
This valentine is for a slow and steady friend.	This valentine is for a friend who hops.

Name: \_\_\_\_\_

### WHOSE VALENTINE?

Cornelia forgot to address the envelopes!  
Read each valentine and draw a line to the correct animal.

			
This is the friend who loves us.	This is the friend who is tiny who is slow steady.	This is the friend who is slow steady.	This is the friend who is slow steady.

whose valentine

Name: \_\_\_\_\_

### FIZZY HEARTS EXPERIMENT

**MATERIALS:**

- Baking soda
- Vinegar
- Water
- Heart shaped silicone molds
- Food coloring
- Eye dropper or pipette
- Shallow dish or pan
- Stopwatch or timer

**DIRECTIONS:**

- Prepare the hearts by mixing baking soda with a small amount of water and food coloring to form a thick, moldable paste.
- Firmly press the mixture into the heart-shaped molds and place them in the freezer overnight until completely solid.
- Pop the hardened hearts out of their molds and place them in a shallow dish or pan. Pour some vinegar into a separate small cup or bowl.
- Use an eyedropper or pipette to drop the vinegar onto the frozen hearts. The hearts will immediately start to fizz and bubble as the chemical reaction occurs.
- Continue adding drops of vinegar until the hearts have completely dissolved.

Write: \_\_\_\_\_

Write: \_\_\_\_\_

fizzy experiment

Name: \_\_\_\_\_

### COLOR MIXING EXPERIMENT I

**MATERIALS:**

- Shallow dish or pan (if doing as whole class)
- Paper plates (if each student doing it individually)
- White shaving cream
- Food coloring: red, blue, yellow
- Popsicle sticks
- Heart-shaped cookie cutter (1 for each student) (optional)

**DIRECTIONS:**

- Place the heart-shaped cookie cutter in a shallow dish or pan (or give one to each student on a paper plate).
- Squirt enough shaving cream to fill the inside of the heart.
- Add a few drops of red food coloring.
- Use a popsicle stick to mix the red food coloring with the white shaving cream to create the color pink.
- Have each student mix one or two different food colorings to create a new color.

blue + red = purple  
blue + yellow = green  
red + yellow = orange

color mix experiment

Name: \_\_\_\_\_

### Rain Hearts Survey

Walk around the room and survey 10 people.  
Cross off a number for each person you survey:


1	2	3	4	5	6	7	8	9
---	---	---	---	---	---	---	---	---

Ask 10 people: "Would you like it if it rained hearts?"

--	--	--	--	--	--	--	--	--	--

Graph the data

Most people said:

	
yes	no

Name: \_\_\_\_\_

### Valentine Candy Survey

Walk around the room and survey 10 people.  
Cross off a number for each person you survey:




1	2	3	4	5	6	7	8	9	10
---	---	---	---	---	---	---	---	---	----

Ask 10 people: "Which is your favorite valentine candy?"

--	--	--	--	--	--	--	--	--	--

Graph the data

Most people said:

			
---	---	---	---

Name: \_\_\_\_\_

### Valentine Card Survey

Walk around the room and survey 10 people.  
Cross off a number for each person you survey:

2	3	4	5	6	7	8	9	10
---	---	---	---	---	---	---	---	----

Ask 10 people: "Have you ever made a valentine card?"

--	--	--	--	--	--	--	--	--	--



Graph the data

Most people said:

	
yes	no

survey pages

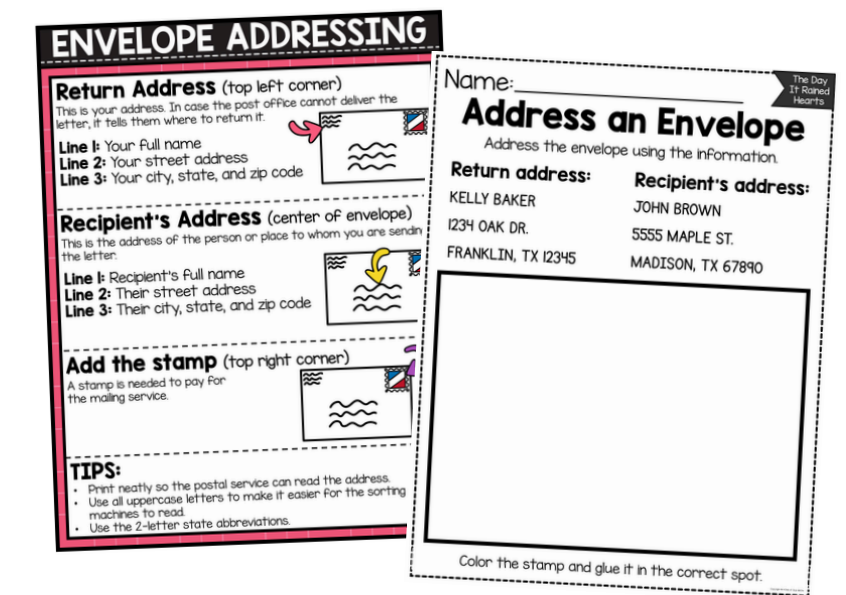
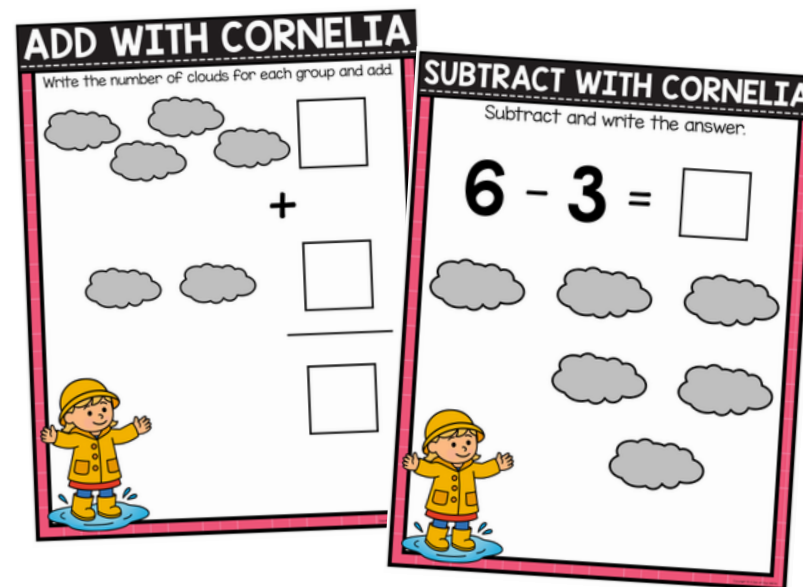

# Take a Closer Look:



heart patterns

make 10/20 mats

sorting mats



pattern strips

add & subtract mats

envelope addressing

# Why Teachers LOVE it:



## OPTIONS

- ✓ Variations for differentiating
- ✓ Printables in color and B&W



## EASY TO USE

- ✓ Teacher Tools
- ✓ Low-prep
- ✓ Activity Directions



## ENGAGING

- ✓ Real Pictures
- ✓ Fun Crafts
- ✓ Hands-on Activities



# What Teachers Are Saying



“Wow! Talk about a comprehensive pack! Worksheets, crafts, centers, everything I could want! Thank you!”



“This was such a fun addition to our February plans. My students loved the story and I love all the activities that come inside this pack!”



“This is a great book companion resource. I am so excited to have all the activities to choose from.”



# Buy the bundle and SAVE!

- ✔ Save over \$240
- ✔ Get over 30 stories
- ✔ Get literacy, math, & science activities

**CLICK HERE** 

## BOOK COMPANION MEGA BUNDLE



**GROWING**  **34 STORIES**

# meet the team

I'm Jennifer... I am the founder and creator of A Dab of Glue Will Do and Dollar Teachers Club. I taught Kindergarten and 1st grade. I have a stash of chocolate in my desk and a Starbucks tea in my hand to keep me going. I love reading and watching my kiddos play soccer and do taekwondo.

*jennifer*



Here at A Dab of Glue Will Do, our team makes the lives of busy teachers a little easier by creating meaningful classroom resources to engage, encourage, and meet the needs of their little learners.

When you purchase from us, know that you're getting quality products made by teachers, for teachers. Customer service is our top priority, so please reach out to us with any questions or concerns.



# Join the Club!

When you join the Dollar Teachers Club, you get access to all of the printable AND digital products we've ever made, all of our freebies, exclusive members-only monthly resources, and lots more, all in ONE place. Save money, stress, and lots of time, and join the Dollar Teachers Club today!

**DOLLAR TEACHERS club** 



**CLICK HERE** 




# Let's Connect! ❤️



Did you know we send out freebies and teacher tips every Sunday? Want to be the first to know when we have a new product, sale, or special event?

Click the button below to join our community.

**CLICK HERE**



A Dab of Glue Will Do



@adabofgluewilldo



www.adabofgluewilldo.com



@adabofgluewilldo