

TACKY THE PENGUIN BOOK COMPANION PACK

Book companion
activities to make
reading more fun!



scroll
to take a
peek
inside

PK-2ND **339 PAGES**

Here is what is included:

- ✓ Reading comprehension worksheets
 - ✓ Vocabulary practice and emergent readers
 - ✓ Sequencing and retelling activities
 - ✓ Writing prompts and word wall cards
 - ✓ Math worksheets and centers
 - ✓ Craft and story element flipbook
 - ✓ Science connections and STEM activities
- ...and SO much more!

Here is a Sneak Peak:

The image displays a collection of educational worksheets for the story 'Tacky the Penguin'. The worksheets include:

- Tacky the Penguin Sequencing:** A worksheet with a name line and a sequence of four boxes labeled 'First', 'Next', 'Then', and 'Last'. Below the boxes are four numbered illustrations: 1. A mountain, 2. Tacky the Penguin, 3. Hunters, and 4. Tacky with his friends. A separate sheet shows these illustrations cut out for students to glue into the correct order.
- Character Analysis:** A worksheet titled 'Tacky the Penguin' with a name line and a list of categories: CHARACTERS, SETTING, PROBLEM, SOLUTION, and FAVORITE PART. A small photo of penguins is included.
- Counting Fish:** A worksheet titled 'COUNTING FISH' with a name line and a grid of 13 numbered fish-shaped boxes. A penguin is shown holding a plate with a fish.
- Tacky Activity Survey:** A worksheet titled 'Tacky Activity Survey' with a name line and a survey question: 'What activity do you like to see Tacky do?'. It includes a grid for recording responses and a bar graph showing the results. The graph has three bars: a red bar for 'cannibal', a green bar for 'march', and a blue bar for 'sing'. The 'cannibal' bar is the tallest, followed by 'sing', and then 'march'.
- Tacky Sequence:** A worksheet titled 'Tacky Sequence' with a name line and four numbered illustrations of events from the story. Below the illustrations are four numbered boxes for students to write the events in order.
- Why is it good to be different?:** A worksheet with a name line and a question: 'Why is it good to be different?'. It features a drawing of a muscular arm and a space for students to write their answer. A handwritten example reads: 'It is good because your differences can be strengths.'

Students will have a blast completing activities that go along with the read-aloud!

Take a Closer Look:

THIS WEEK WE ARE READING

Tacky the Penguin

Author:
Helen Lester

Illustrator:
Lynn Munsinger

HELEN LESTER

Helen Lester wrote *Tacky the Penguin* and other funny animal stories.

She was a teacher before she became an author.

Her second-grade students gave her ideas for the characters in her books.

She lives in New York with her husband.

Helen loves to knit, read, cook, hike, and play badminton with her husband.

More books by Helen Lester:

LYNN MUNSINGER

Lynn Munsinger has illustrated more than 90 children's books.

She loves to capture characters and their expressions.

Lynn has illustrated more than 25 books written by Helen Lester.

She went to art school at the Rhode Island School of Design.

Lynn lives with her dog, Baxter, in Vermont and Massachusetts.

More books illustrated by Lynn Munsinger:

ODD
Different or a little weird, not like others.
"Tacky was an odd bird."

POLITELY
Using kind manners.
"The penguins greeted each other politely."

odd

politely

companions

graceful

anchor chart

author & illustrator info

vocab & word wall

Tacky the Penguin COMPREHENSION QUESTIONS

BEFORE READING: (Use for turn-and-talk, small group, or whole group)

- What do you see on the cover?
- What do you think it means to be odd?
- What do you think Tacky means?
- Who do you think the story will be about?
- What might happen when someone is different from their friends?

DURING READING:

- What does Tacky do that is different from the others?
- What happens when the hunters come?
- How does Tacky scare the hunters away?
- How do his friends feel after he saves them?
- Why do you think Tacky behaves the way he does?

AFTER READING:

- What lesson can we learn from Tacky?
- How was Tacky a good friend?
- How did Tacky help solve the problem with the hunters?
- Have you ever been different from your friends?
- Would you like to be friends with Tacky? Why?

TACKY THE PENGUIN COMPREHENSION QUESTIONS

BEFORE READING
(Use for turn-and-talk, small group, or whole group)

- What do you see on the cover? A penguin wearing a flowery shirt and bow tie.
- What do you think it means to be odd? Different or not like others.
- What do you think Tacky means? Something that looks cheap, is not very stylish, or is a bit run-down.
- Who do you think the story will be about? A penguin named Tacky.
- What might happen when someone is different from their friends? Answers will vary.

Name: _____

Comprehension

Circle the correct answer for each question.

- Where does Tacky live?
 - In a warm jungle.
 - At the zoo.
 - In an icy land.
- How does Tacky greet his friends?
 - "What's happening?"
 - "Hello there!"
 - "Good morning!"
- What do the hunters want to do?
 - Play with the penguins.
 - Catch the penguins.
 - Bring them food.
- How does Tacky scare the hunters away?
 - By hiding in the snow.
 - By being silly and loud.
 - By flying away.
- How did the penguins feel at the end of the story?
 - They were mad at Tacky.
 - They were still hiding.
 - They were happy to have Tacky as their friend.

TACKY THE PENGUIN VOCABULARY SUPPORT

odd

SAY IT TOGETHER: "Odd" (1 syllable)

IN THE STORY: Tacky was an odd bird.

WHAT IT MEANS: Different or a little weird, not like others.

WAYS TO INTERACT

ASK: Have you ever seen something odd or silly?

TURN AND TALK: I saw something odd when _____.

THUMBS UP/DOWN: Is it odd? Wearing a swimsuit in the snow () A penguin on the ice () A dog wearing glasses () Green socks () A fish swimming () Green for breakfast ()

EXTENSION: What is the opposite of odd? (normal)

politely

SAY IT TOGETHER: "Politely" (3 syllables po-lite-ly)

IN THE STORY: The penguins greeted each other politely.

WHAT IT MEANS: Using kind manners.

WAYS TO INTERACT

ASK: What can you say politely? (please, thank you, excuse me)

TURN AND TALK: I can speak politely when I _____.

WORD PLAY: Take away "ly" —> polite

THUMBS UP/DOWN: Is it polite? Saying thank you () Interrupting () Holding the door open () Sharing () Yelling () Grabbing toys ()

EXTENSION: What is the opposite of polite? (rude)

companions

SAY IT TOGETHER: "Companions" (3 syllables com-pan-ions)

IN THE STORY: Tacky lived with his penguin companions.

WHAT IT MEANS: People or animals who stay with you or keep you company.

WAYS TO INTERACT

ASK: Who are your companions?

TURN AND TALK: My companions are _____.

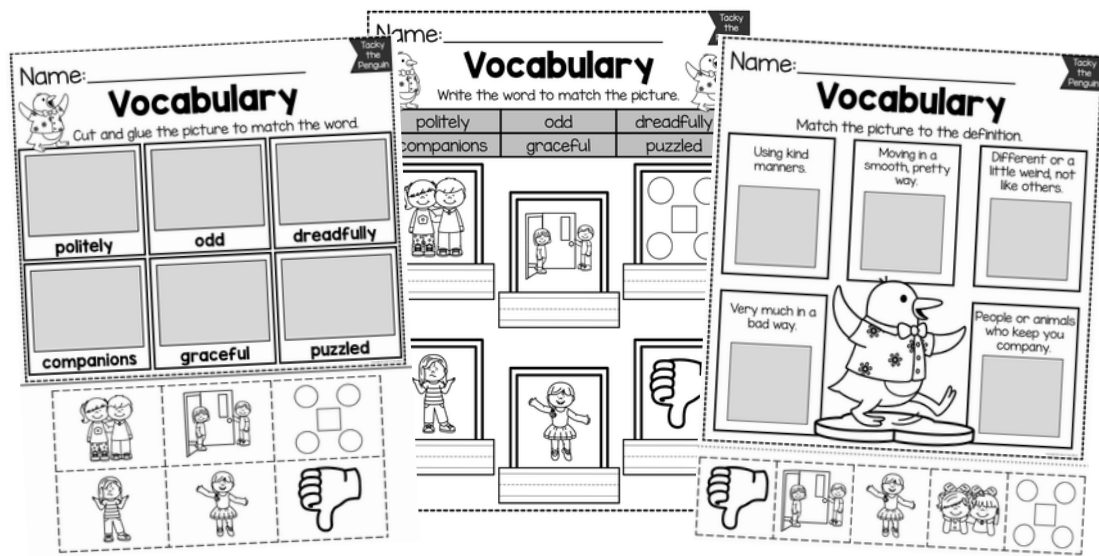
THUMBS UP/DOWN: Are these companions? A pet () A rock () Classmates () Family () A backpack () A chair ()

comprehension tools

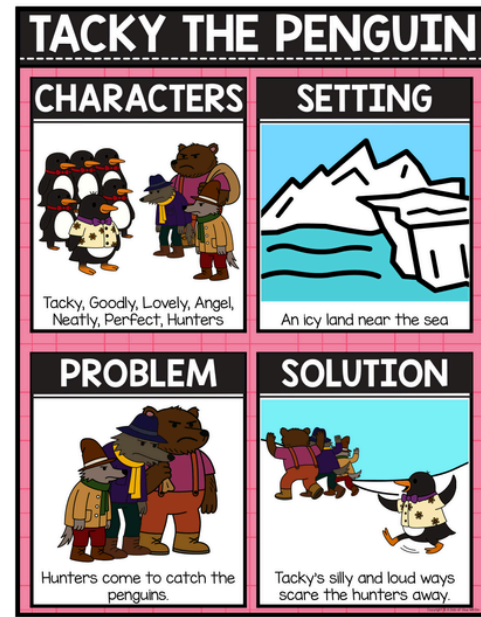
comprehension worksheet

vocab support

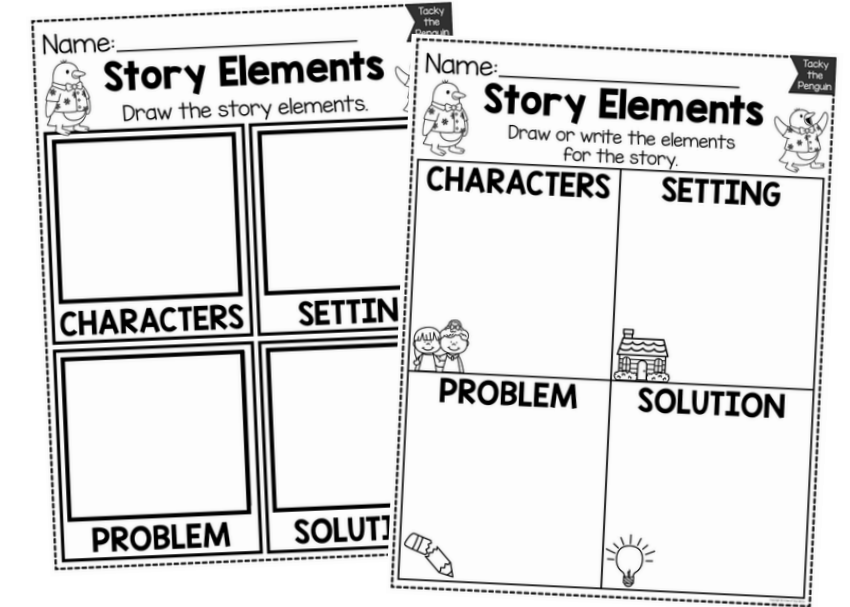
Take a Closer Look:



vocab practice



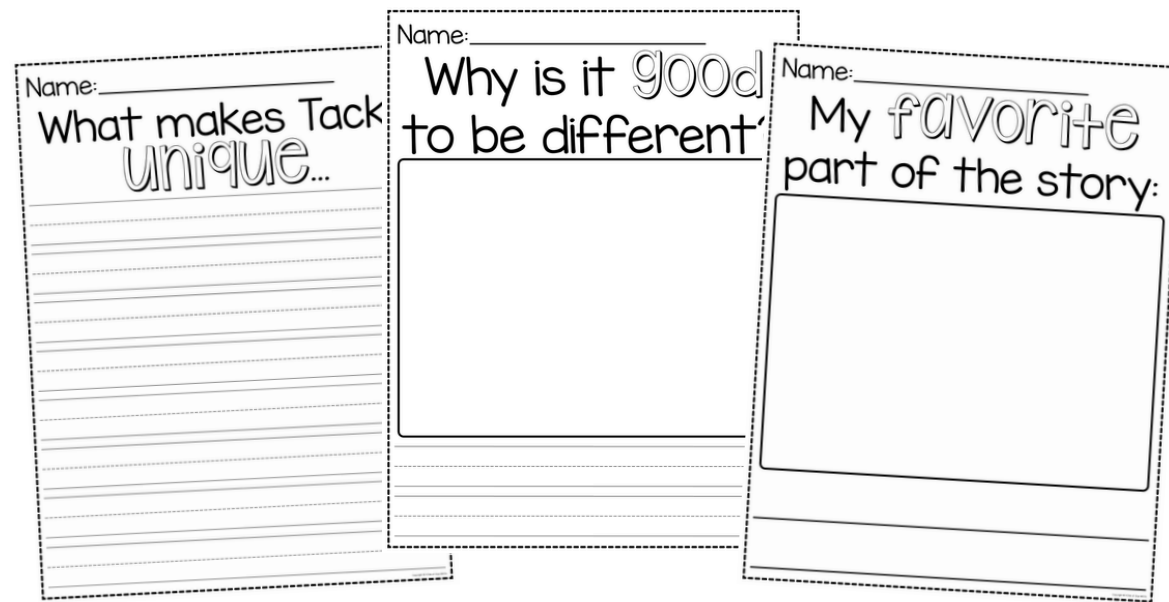
story elements poster



elements worksheets



writing craftivity

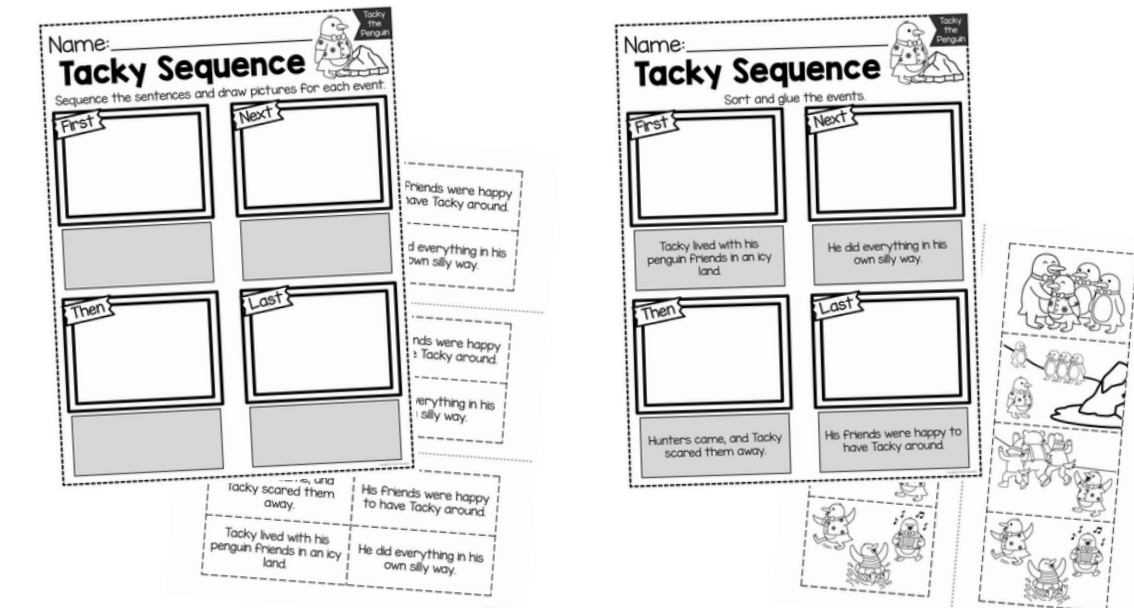
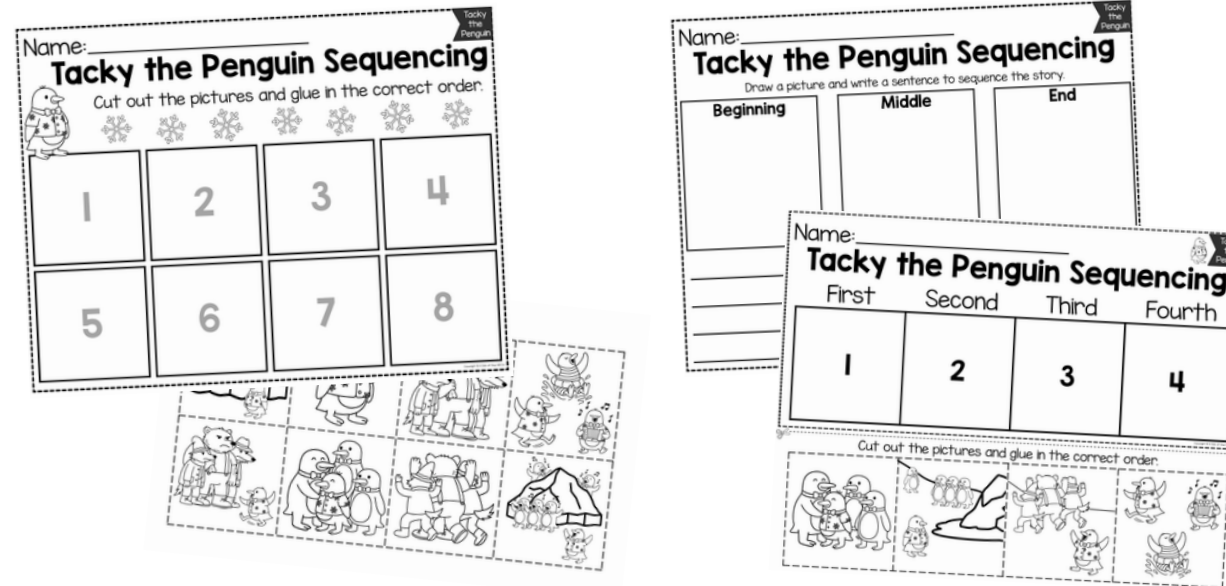


writing prompts



puppets

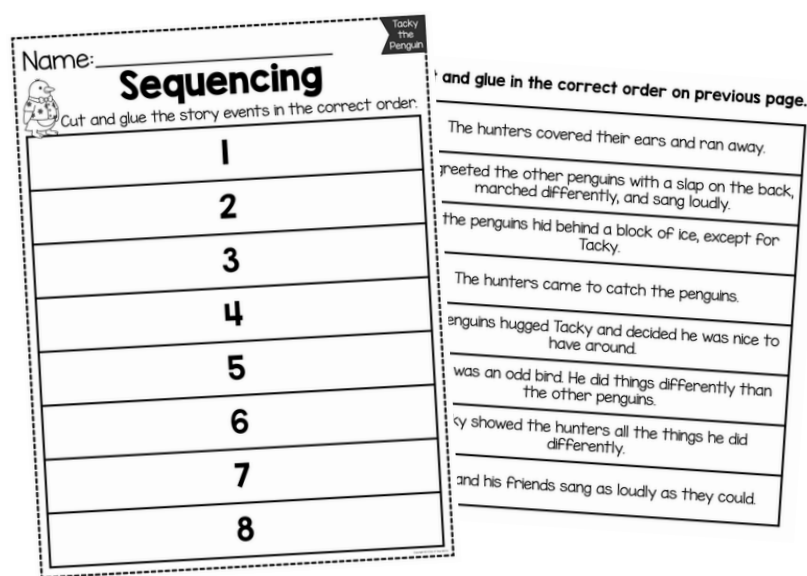
Take a Closer Look:



craft

sequence worksheets

read and sequence



sentence sequencing


I see reader

nonfiction reader

Take a Closer Look:

Name: _____

Tacky the Penguin



CHARACTERS

SETTING

PROBLEM

SOLUTION


FAVORITE PART

flip book activity

Name: _____

Making Predictions

Tacky sings loudly and dreadfully for the hunters!



What do you think the hunters will do?

making predictions

Name: _____

Author's Purpose

Check the author's purpose for writing the book.

The author wrote this story...

To persuade the reader.

To entertain the reader.

To inform the reader.

Draw and write to support the author's purpose.

author's purpose

Name: _____


My Opinion

Draw and write your opinion of _____

Name: _____

My Opinion

Draw and write your opinion of the story.



I think _____

opinion writing

Name: _____

Main Idea

Draw and write the main idea of the story.

The main idea of the story is _____

Name: _____

Main Idea & Details

Write the main idea of the story.


Draw and write 3 supporting details for the main idea.

main idea worksheets

Name: _____

Favorite Part

Draw and write your favorite part of the story.



favorite part

Take a Closer Look:

Name: _____

Problem & Solution
Draw a picture for the problem and solution.
Write about how the problem was solved.

PROBLEM	SOLUTION

problem & solution

Name: _____

Making Connections
Tacky greets his friends with a "What's happening?!"

Tacky's greeting

Name: _____

Making Connections
This is how Tacky is different from his friends.

This is how I am different from my friends.

making connections

Name: _____

Cause and Effect
Glue the pictures to match the effect to the cause.

	→	
	→	
	→	
	→	

cause and effect

Name: _____

Character Traits
Write words to describe Tacky.

Tacky is _____ because _____

circle maps

Name: _____

Fiction or Nonfiction
Read the statements for Fiction and nonfiction.
Color the statements that describe the book.

FICTION	NONFICTION
tells a story	has real facts
has illustrations	is read to learn
has a beginning, middle, end	has true information
has a problem and solution	has Table of Contents, glossary
is read to enjoy	has photos, charts, graphs
has characters and setting	has index, labels, bold words

Color the correct book.

This book is _____ because _____

fiction or nonfiction


Name: _____

ABC Order
Write the words from the list in ABC order.


1. _____	sing
2. _____	Tacky
3. _____	dive
4. _____	yell
5. _____	penguin
6. _____	march
7. _____	splash
8. _____	friends

ABC order

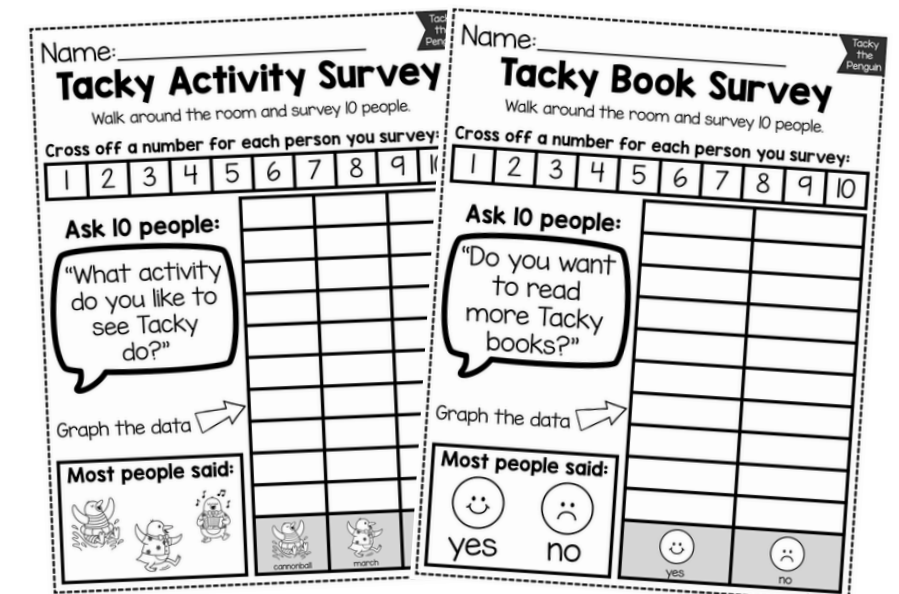
Take a Closer Look:



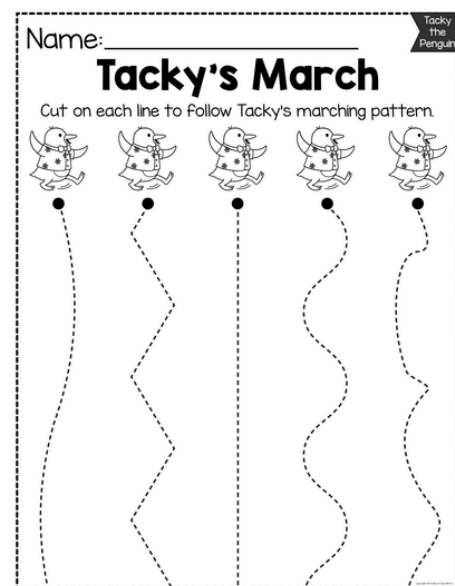
sound exploration




how does it sound



survey activities



cutting practice



tracing practice



counting practice

Take a Closer Look:

SUBTRACTION
When the hunters arrive, Tacky's penguin friends go hide!
5 penguins are on the ice.
0 go to hide.
How many are left?

- =

subtraction mats

Tacky Can
Tacky can greet.

Tacky Can
Tacky can splash.

Tacky can reader

LET'S MAKE 10

Tacky marched 3-6-0 across the icebergs. Count them! Add some more so he has 10!

LET'S MAKE 20

Tacky marched 3-6-0 across the icebergs. Count them! Add some more so he has 20!

make 10/20 mats

PENGUIN STEM: TOBOGGAN CHALLENGE

SUPPLIES:

- Toilet paper rolls, or paper towel rolls cut in half
- Flat pieces of cardboard more than a Foot long
- Books and other materials to stack
- Optional black, white, and orange construction paper

DIRECTIONS:

- Explain to students that sometimes penguins "toboggan" on their bellies as it is faster and easier than walking.
- Give students a toilet paper roll and tell them it's a penguin. Optional: Have students use construction paper to make the roll look like a penguin, or you can do that yourself.
- Give students a flat piece of cardboard that has an inch or two folded over on the top.
- Tell students that their challenge is to prop the piece of cardboard onto something and see if they can get their "penguin" to slide down.
- Students may use books, blocks, furniture, etc. based on what you have available.
- AFTER the challenge, ask students what worked, what didn't work, what they wish they had, and what they would do differently next time.

STEM activity

Name: _____

COMPARE AND CONTRAST

A Venn diagram helps you compare two things. In the outer circles, write things about Tacky and the penguins that are different. In the center, write things about Tacky and the penguins that are the same.

Name: _____

COMPARE AND CONTRAST

Sort and glue to compare and contrast Tacky and the other penguins.

compare and contrast

Name: _____

Tacky the Penguin Sequencing

Draw a picture and write a sentence to sequence the story.

First	Next	Then	Last

and so much more!

Why Teachers LOVE it:



OPTIONS

- ✓ Variations for differentiating
- ✓ Printables in color and B&W



EASY TO USE

- ✓ Teacher Tools
- ✓ Low-prep
- ✓ Activity Directions



ENGAGING

- ✓ Real Pictures
- ✓ Fun Crafts
- ✓ Hands-on Activities



What Teachers Are Saying



“There is so much to choose from and these activities pair wonderfully with the book. Great companion resource!”



“This resource has been a great addition to my teaching resources. Thank you for your hard work!”



“The resources were great—a variety of practical literacy activities. Looking forward to seeing the additional books added.”



Buy the bundle and SAVE!

- ✔ Save over \$240
- ✔ Get over 30 stories
- ✔ Get literacy, math, & science activities

CLICK HERE 

BOOK COMPANION MEGA BUNDLE



GROWING  **34 STORIES**

meet the team

I'm Jennifer... I am the founder and creator of A Dab of Glue Will Do and Dollar Teachers Club. I taught Kindergarten and 1st grade. I have a stash of chocolate in my desk and a Starbucks tea in my hand to keep me going. I love reading and watching my kiddos play soccer and do taekwondo.

jennifer



Here at A Dab of Glue Will Do, our team makes the lives of busy teachers a little easier by creating meaningful classroom resources to engage, encourage, and meet the needs of their little learners.

When you purchase from us, know that you're getting quality products made by teachers, for teachers. Customer service is our top priority, so please reach out to us with any questions or concerns.




Join the Club!

When you join the Dollar Teachers Club, you get access to all of the printable AND digital products we've ever made, all of our freebies, exclusive members-only monthly resources, and lots more, all in ONE place. Save money, stress, and lots of time, and join the Dollar Teachers Club today!

DOLLAR TEACHERS club 



CLICK HERE



Let's Connect! ❤️



Did you know we send out freebies and teacher tips every Sunday? Want to be the first to know when we have a new product, sale, or special event?

Click the button below to join our community.

