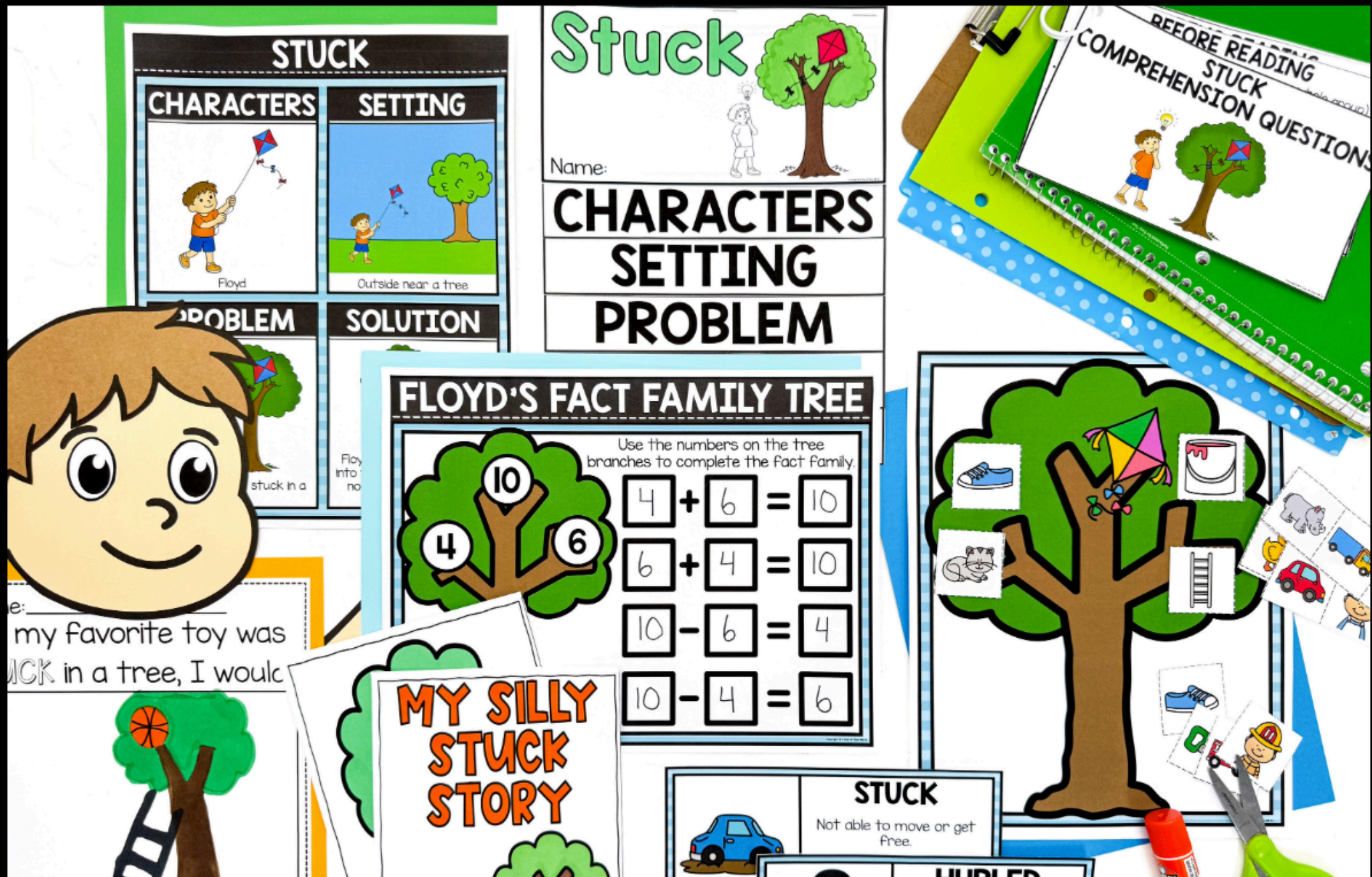


STUCK

BOOK COMPANION PACK

Book companion activities to make reading more fun!




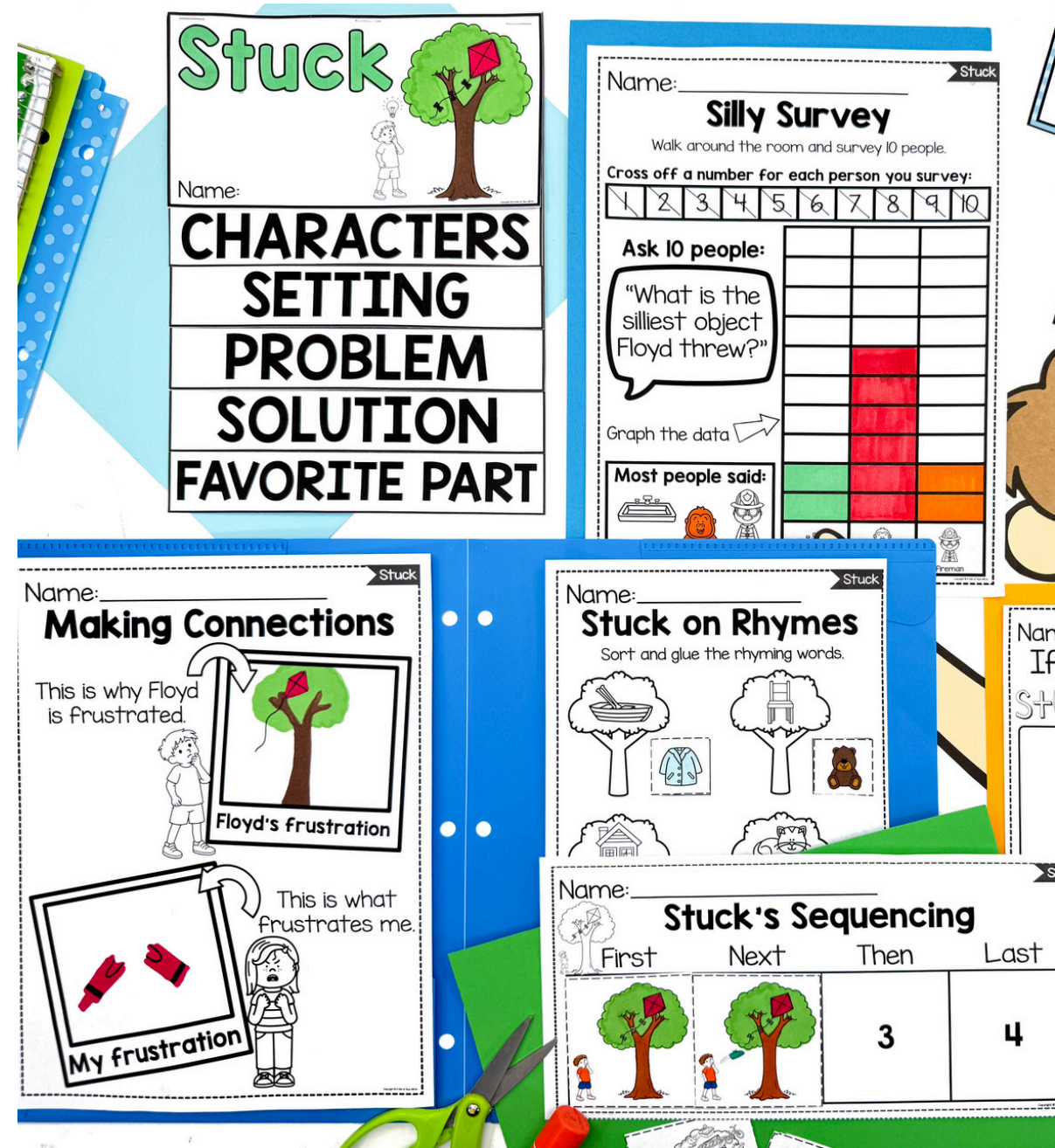
scroll
to take a
peek
inside

PK-2ND **386 PAGES**

Here is what is included:

- ✓ Reading comprehension worksheets
 - ✓ Vocabulary practice and emergent readers
 - ✓ Sequencing and retelling activities
 - ✓ Writing prompts and word wall cards
 - ✓ Math worksheets and centers
 - ✓ Craft and story element flipbook
 - ✓ Science connections and STEM activities
- ...and SO much more!

Here is a Sneak Peak:



Students will have a blast completing activities that go along with the read-aloud!


Take a Closer Look:

THIS WEEK WE ARE READING

Stuck


Author:
Oliver Jeffers

Illustrator:
Oliver Jeffers



anchor chart

OLIVER JEFFERS



Oliver was born in Australia and grew up in Ireland.


He is known for "dip painting," where he dips his drawings in paint.

He writes and illustrates many of his own books.

He illustrated *The Crayons* book series, written by Drew Daywalt.


Growing up, he liked playing football more than he liked reading and writing.

More books by Oliver Jeffers:




author & illustrator info

STUCK
Not able to move or get free.
"It all began when Floyd got his kite stuck in a tree."



stuck



HURLED
Threw something with a lot of force.
"He lined it up as best he could and hurled it up the tree."



hurled

ridiculous

commotion



vocab & word wall


Stuck COMPREHENSION QUESTIONS

BEFORE READING: (Use for turn-and-talk, small group, or whole group)
• Look at the cover. The title says *Stuck*. Do you see how the letters are up in the tree branches? What do you think the story is going to be about?
• Why do you think the boy is looking up at the tree?
• Have you ever had something get stuck where you could not reach it? What did you do?

DURING READING:
• Floyd throws his shoe to try to get the kite down. Do you think that was a good idea? More things are getting stuck in the tree. What do you think Floyd might throw next?
• The items Floyd throws into the tree get sillier each time. Why does the story start to feel ridiculous?
• The fire engine and firemen try to help. What do you think will happen next?

AFTER READING:
• Why did the kite finally come down?
• Floyd threw many things into the tree. What could he have done instead?
• What part of the story was the funniest to you?
• At the end, Floyd goes to bed and thinks he might be forgetting something. Who do you think he forgot?

STUCK COMPREHENSION QUESTIONS



BEFORE READING
(Use for turn-and-talk, small group, or whole group)
• Look at the cover. The title says *Stuck*. Do you see how the letters are up in the tree branches? What do you think the story is going to be about? Answers will vary.
• Why do you think the boy is looking up at the tree? Answers will vary.
• Have you ever had something get stuck where you could not reach it? What did you do? Answers will vary.

comprehension tools

Name: _____

Comprehension

Circle the correct answer for each question.

1. What problem does Floyd have at the beginning of the story?

- He loses his bike.
- His kite gets stuck in a tree.
- His house is messy.

2. What does Floyd throw first to try to fix the problem?

- A shoe
- A ladder
- A duck

3. What happens when Floyd throws things into the tree?

- They get lost.
- They get stuck.
- They break.

4. What finally makes the kite come down?


- The wind blows it down.
- Floyd climbs the tree.
- There is no more room left in the tree.

5. What does Floyd do at the end of the story?

- He gets a new toy.
- He goes to bed.
- He cleans up his mess.

comprehension worksheet

STUCK VOCABULARY SUPPORT



stuck

SAY IT TOGETHER: "Stuck" (1 syllable)
IN THE STORY: Floyd's kite gets stuck in a tree, and many other things get stuck too.
WHAT IT MEANS: Not able to move or get free.
WAYS TO INTERACT:
ASK: Have you ever had something get stuck? What did you do?
TURN AND TALK: Something that got stuck was _____.
ACT IT OUT: Show what it looks like when you try to pull something that is stuck.

hurled


SAY IT TOGETHER: "hurled" (1 syllable)
IN THE STORY: Floyd hurls things into the tree to try to get the kite down.
WHAT IT MEANS: Threw something with a lot of force.
WAYS TO INTERACT:
WORD PLAY: throw → threw → hurled. Hurled is a stronger way to say threw.
ASK: What is something you could hurl?
ACT IT OUT: Pretend to hurl something far into the air.

ridiculous

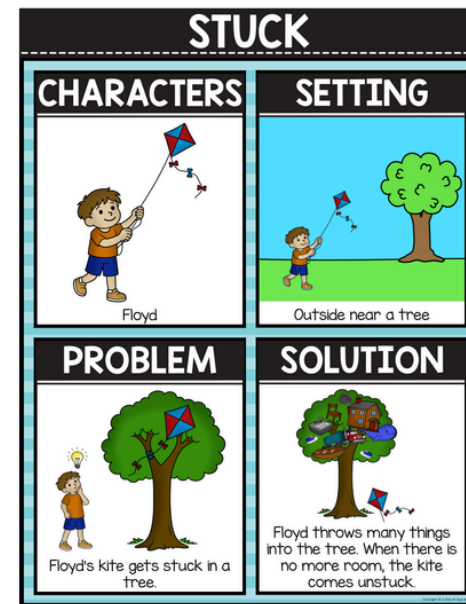
SAY IT TOGETHER: "Ridiculous" (4 syllables: ri-dic-u-lous)
IN THE STORY: Floyd throws so many things into the tree that the situation becomes ridiculous.
WHAT IT MEANS: Very silly or hard to believe.
WAYS TO INTERACT:
ASK: What is something that would be ridiculous?
TURN AND TALK: It would be ridiculous if _____.
ACT IT OUT: Show a face you might make if something seems ridiculous.

vocab support

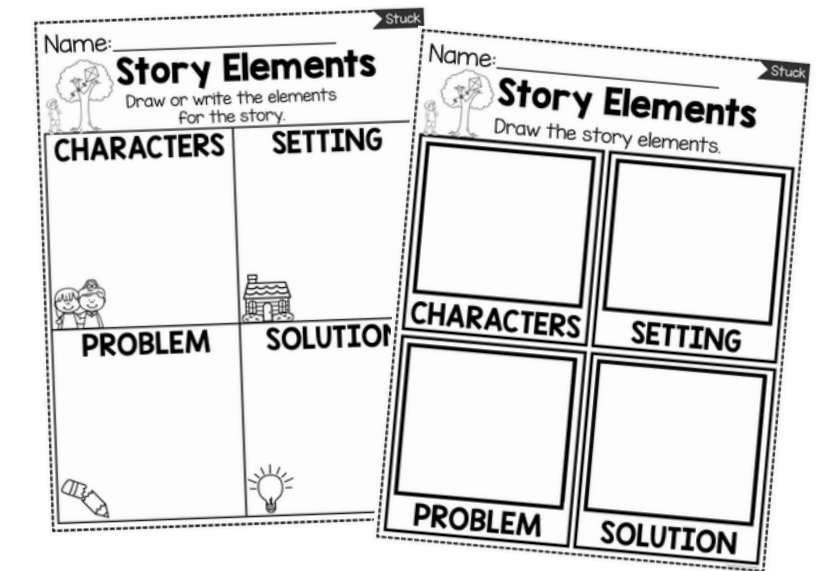
Take a Closer Look:




vocab practice




story elements poster



elements worksheets



writing craftivity




writing prompts



puppets

Take a Closer Look:



Name: _____

Stuck's Sequencing

First Second Third Fourth

1	2	3	4
---	---	---	---

Cut out the pictures and glue in the correct order.

Name: _____

Stuck's Sequencing

Cut out the pictures and glue in the correct order.

1	2	3	4
5	6	7	8

Name: _____

Stuck's Sequence

Sequence the sentences and draw pictures for each event.

First	Next
Then	Last

kite gets stuck in a tree.
 throws many things into the tree, but everything gets stuck.
 kite gets stuck in a tree.
 throws many things into the tree, but everything gets stuck.
 There is no more room in the tree, and the kite comes unstuck.
 He throws his shoes to knock the kite down, but they get stuck.
 Floyd's kite gets stuck in a tree.
 Floyd throws many more things into the tree, but everything gets stuck.

Name: _____

Stuck's Sequence

Sort and glue the events.

First	Next
Then	Last

Floyd's kite gets stuck in a tree.
 He throws his shoes to knock the kite down, but they get stuck.
 Floyd throws many more things into the tree, but everything gets stuck.
 Finally, he throws a saw. There is no more room in the tree, and the kite comes unstuck.

craft

cut and paste sequence

read and sequence

Name: _____

Sequencing

Cut and glue the story events in the correct order.

1
2
3
4
5
6

Cut and glue in the correct order on previous page.

Floyd is tired from a long day and goes to sleep.
 There is no more room in the tree, and the kite comes down.
 Floyd got his kite stuck in a tree.
 Everything Floyd throws gets stuck in the tree.
 Floyd finally throws a saw.
 He throws his shoe to knock down the kite, but the shoe gets stuck too.



Name: _____

Character Analysis

Look for clues that describe Floyd. Write the evidence to support your reasoning.

	SEES	
	DOES	
	THINKS	
	FEELS	


sentence sequencing

I see reader

character analysis

Take a Closer Look:

Stuck




Name: _____

CHARACTERS
SETTING
PROBLEM
SOLUTION
FAVORITE PART

flip book activity

Name: _____

Making Predictions
Floyd's kite gets stuck in a tree.



How do you think Floyd will get his kite down?

making predictions

Name: _____

Author's Purpose
Check the author's purpose for writing the book.

The author wrote this story...

- To persuade the reader.
- To entertain the reader.
- To inform the reader.

Draw and write to support the author's purpose.

author's purpose

Name: _____

Main Idea & Details
Write the main idea of the story.

Draw and write 3 supporting details for the main idea.

_____	_____
_____	_____
_____	_____

Name: _____


Main Idea
Draw and write the main idea of the story.

The main idea of the story is _____

main idea & details

Name: _____


My Opinion
Draw and write your opinion of the story.



I think _____

Name: _____

My Opinion
Draw and write your opinion of the story.




I think _____

opinion writing


Name: _____

Favorite Part
Draw and write your favorite part of the story.

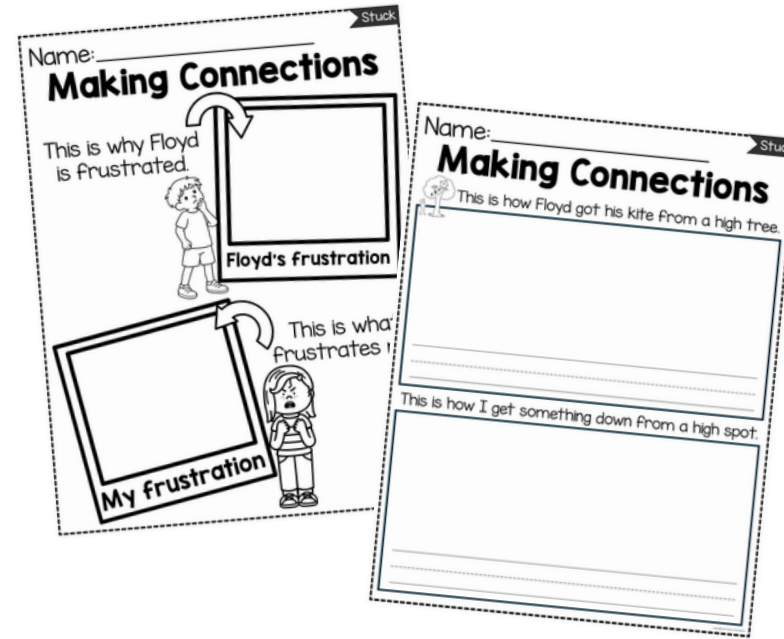


favorite part


Take a Closer Look:




problem & solution



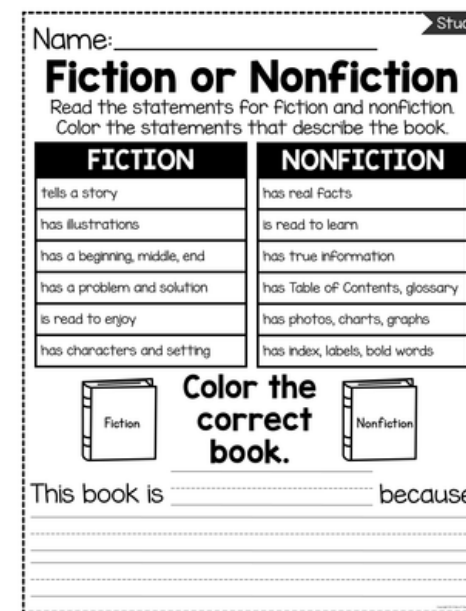
making connections



cause and effect



circle maps





fiction or nonfiction



ABC order



Take a Closer Look:



silly sorting

retelling mat

my silly stuck story



memory game

object and animal










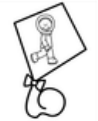


transportation

Take a Closer Look:

Name: _____

K, C, or CK

Write the correct ending for each word.

 ba__	 ne__	 medi__	 picni__
 coo__	 ki__	 bar__	 ro__
 musi__	 wal__	 par__	 clo__

K, C, or CK

Name: _____

Uppercase Bulbs

Color the bulbs with uppercase letters.







A	c	t	F	k
V	S	o	A	
u	a	B	Y	i
J	f	z	L	
X	Q	h	G	







uppercase review

Name: _____

Stuck on Rhymes

Sort and glue the rhyming words.

rhyme cut & paste

Name: _____

Number Order

Fill in the missing numbers.

1			4	
	7		9	10
11			14	
16		18		

number order

Name: _____

Tree Problems

Solve the addition and subtraction problems.










$9 - 5 =$	$7 + 3 =$	$5 + 2 =$	$8 - 6 =$
$4 + 2 =$	$1 + 1 =$	$10 - 4 =$	$7 - 2 =$
$3 + 6 =$	$6 - 5 =$	$5 - 2 =$	$9 + 1 =$

add and subtract

Name: _____

Truck Time

Draw the hands on the clock to match the time.

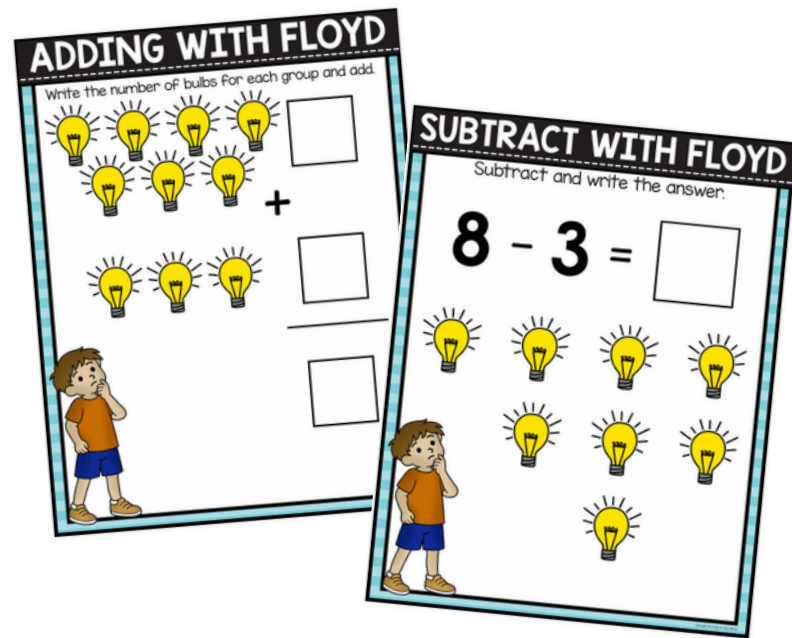
 3:00	 6:30	 7:00
 11:30	 6:00	 12:30
 9:00	 1:00	 10:00

telling time

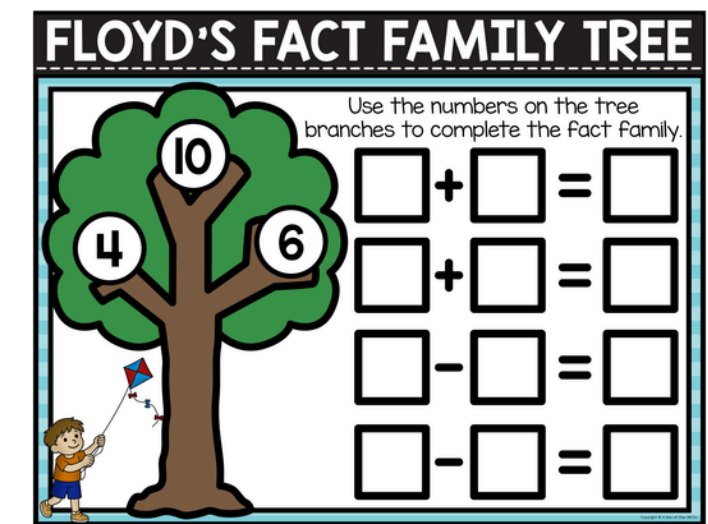
Take a Closer Look:



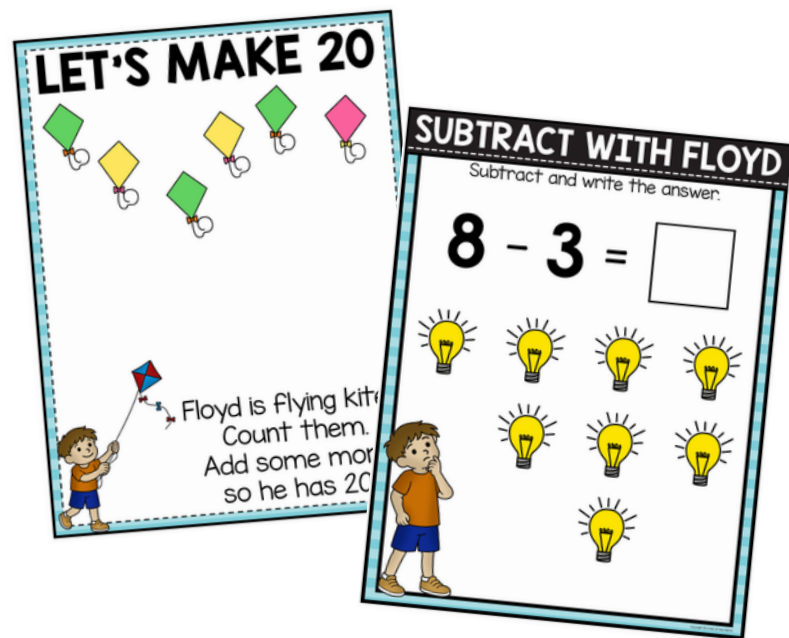
survey graphing



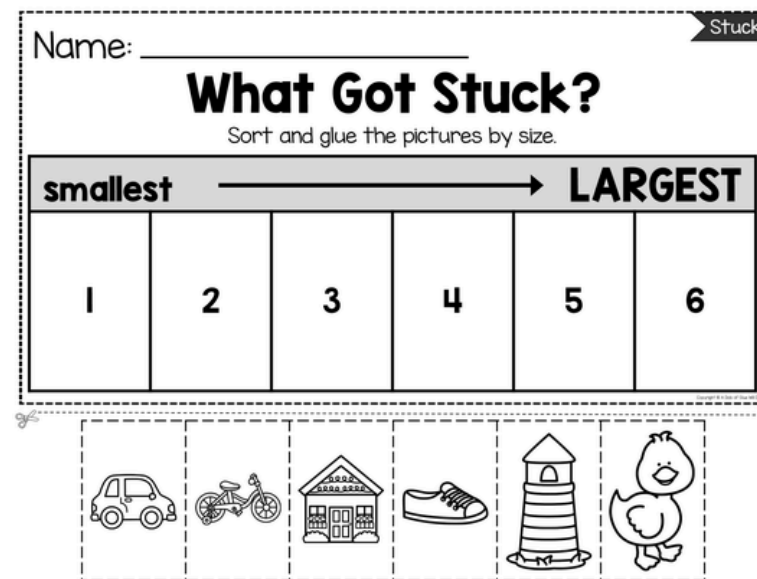
add & subtract mats



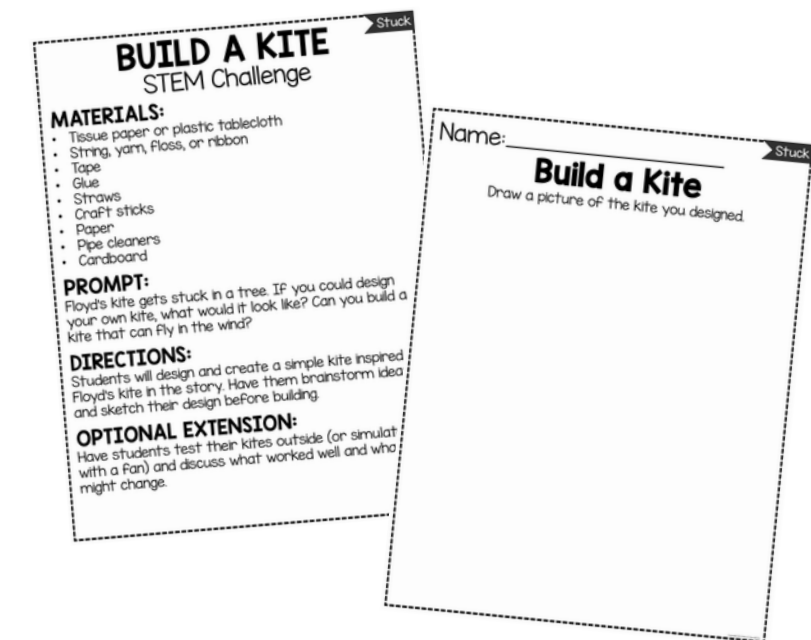
fact family mats



make 10/20 mats



size ordering



STEM challenge

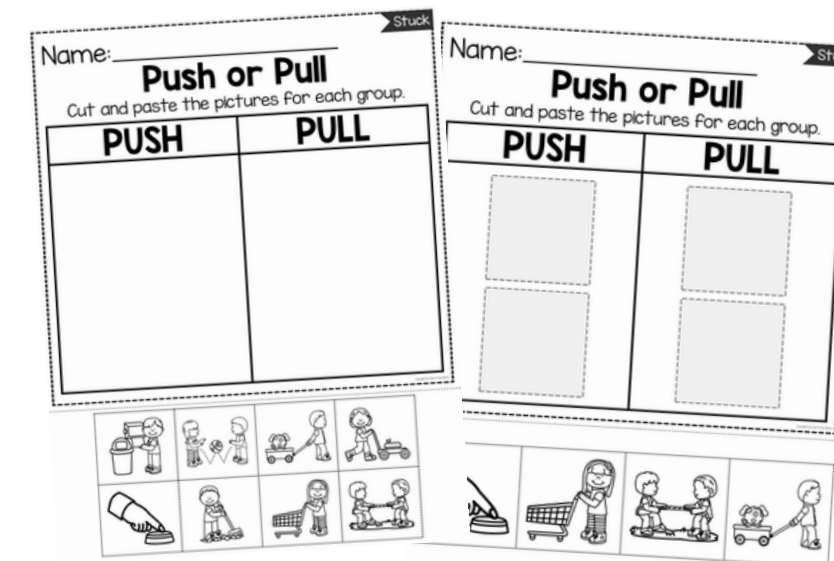
Take a Closer Look:




pushes & pulls sort



pushes & pulls reader



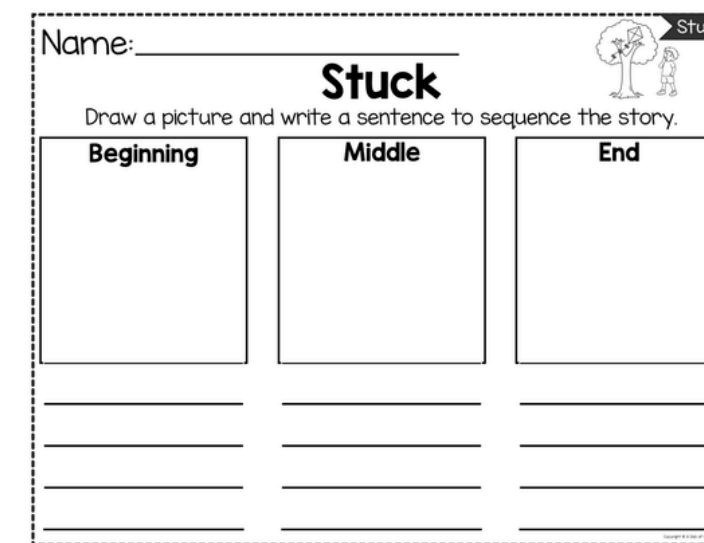
push or pull sorts



push or pull



push & pull posters



and so much more!

Why Teachers LOVE it:



OPTIONS

- ✓ Variations for differentiating
- ✓ Printables in color and B&W



EASY TO USE

- ✓ Teacher Tools
- ✓ Low-prep
- ✓ Activity Directions



ENGAGING

- ✓ Real Pictures
- ✓ Fun Crafts
- ✓ Hands-on Activities



What Teachers Are Saying



“Love this resource for my kinders!. It’s a great way to retell the story and there are so many fun complimentary activities to use!”



“Thanks so much for creating this amazing resource! It was perfect for my kids and provided an opportunity to reinforce needed skills.”



“This is a great resource filled with many different tasks. Thank you for your hard work! So many activities to use!”



Buy the bundle and SAVE!

- ✔ Save over \$240
- ✔ Get over 30 stories
- ✔ Get literacy, math, & science activities



BOOK COMPANION MEGA BUNDLE



GROWING → **36 STORIES**

meet the team

I'm Jennifer... I am the founder and creator of A Dab of Glue Will Do and Dollar Teachers Club. I taught Kindergarten and 1st grade. I have a stash of chocolate in my desk and a Starbucks tea in my hand to keep me going. I love reading and watching my kiddos play soccer and do taekwondo.

jennifer



Here at A Dab of Glue Will Do, our team makes the lives of busy teachers a little easier by creating meaningful classroom resources to engage, encourage, and meet the needs of their little learners.


When you purchase from us, know that you're getting quality products made by teachers, for teachers. Customer service is our top priority, so please reach out to us with any questions or concerns.



Join the Club!

When you join the Dollar Teachers Club, you get access to all of the printable AND digital products we've ever made, all of our freebies, exclusive members-only monthly resources, and lots more, all in ONE place. Save money, stress, and lots of time, and join the Dollar Teachers Club today!

DOLLAR TEACHERS club



Let's Connect! ❤️



Did you know we send out freebies and teacher tips every week? Want to be the first to know when we have a new product, sale, or special event?

Click the button below to join our community.

