

# SQUIRREL'S NEW YEAR'S RESOLUTION BOOK COMPANION PACK

Book companion activities to make reading more fun!



*scroll*  
to take a  
peek  
inside

**PK-2ND** **430 PAGES**

# Here is what is included:

- ✓ Reading comprehension worksheets
  - ✓ Vocabulary practice and emergent readers
  - ✓ Sequencing and retelling activities
  - ✓ Writing prompts and word wall cards
  - ✓ Math worksheets and centers
  - ✓ Craft and story element flipbook
  - ✓ Science connections and STEM activities
- ...and SO much more!



# Take a Closer Look:

**THIS WEEK WE ARE READING**

**Squirrel's New Year's Resolution**  
**Author:** Pat Miller  
**Illustrator:** Kathi Ember

**PAT MILLER**

Pat was a school librarian before she became an author.

In addition to children's books, she also wrote books for teachers and librarians.

She loved animals, especially her rescue dog, Charlie.

More books by Pat Miller:

**KATHI EMBER**

Kathi has illustrated 12 children's books.

Her favorite book she has illustrated is Substitute Groundhog.

The first picture book she illustrated was Mousetrap.

She lives in an old stone farmhouse in Pennsylvania.

More books illustrated by Kathi Ember:

**RESOLUTION**  
 A promise you make to be better or help others.  
 "Squirrel wanted to make a New Year's resolution."

**SCAMPERED**  
 To run quickly and playfully.  
 "Squirrel scampered down the path."

resolution

scampered

grumpy

giggled

anchor chart

author & illustrator info

vocab & word wall

**COMPREHENSION QUESTIONS**

**BEFORE READING:** (use for turn-and-talk, small group, or whole group)

- What do you see on the cover?
- What month is shown on the calendar?
- Have you heard of a New Year's resolution?
- What do you think Squirrel's resolution might be?

**DURING READING:**

- What was Bear's resolution?
- How did Squirrel help Skunk when she was sick?
- What problem did Mole and Turtle have?
- How did Squirrel help them?
- How was Porcupine feeling?
- How did Squirrel cheer him up?
- Why did Squirrel feel left out at the diner?

**AFTER READING:**

- What was Squirrel's problem at the beginning?
- What helped Squirrel figure out her resolution?
- What does it mean to make a resolution?
- What lesson can we learn from Squirrel?
- How did the setting change in the story?
- How do you think Squirrel felt at the end?
- Have you ever helped a friend the way Squirrel did?

**BEFORE READING**  
 (use for turn-and-talk, small group, or whole group)

- What do you see on the cover? A squirrel inside of a tree. He has a calendar.
- What month is shown on the calendar? January.
- Have you ever heard of a New Year's resolution? Let students share what they know.
- What do you think Squirrel's resolution might be? Answers will vary.

Name: \_\_\_\_\_

**Comprehension**

Circle the correct answer for each question.

- What day does the story take place?
  - December 25
  - January 1
  - July 4
- What did Bear want to do for his resolution?
  - Learn to read.
  - Teach Skunk to read.
  - Take a nap.
- How did Squirrel help Mole and Turtle?
  - She showed them where to plant the garden.
  - She helped them build a house.
  - She gave them her mittens.
- How did Squirrel help Porcupine?
  - She told him a joke.
  - She helped him cook.
  - She gave him a gift.
- What was Squirrel's resolution at the end?
  - To sleep all winter.
  - To help someone every day.
  - To be less grumpy.

**SQUIRREL'S NEW YEAR'S RESOLUTION VOCABULARY SUPPORT**

**resolution**  
 SAY IT TOGETHER: "Resolution" (4 syllables: re-so-lu-tion)  
 IN THE STORY: Squirrel wanted to make a New Year's resolution.  
 WHAT IT MEANS: A promise you make to be better or help others.

**WAYS TO INTERACT**  
 ASK: Do you want to make a resolution?  
 TURN AND TALK: My resolution is to \_\_\_\_\_.  
 WORD PLAY: Add -s → resolutions  
 THUMBS UP/DOWN: Is this a good resolution? Help a friend (👍) Eat candy all day (👎) Practice reading (👍) Stay up all night (👎) Try new foods (👍) Be mean on purpose (👎)

**scampered**  
 R: "Scampered" (2 syllables: scam-pered)  
 Squirrel scampered down the path.  
 To run quickly and playfully.

how a squirrel might scamper:  
 ou scampered?  
 way -ed → scamper Add -ing → scampering  
 Does it scamper? A rabbit (🐰) A shark (🦈) A worm (🪲) A kitten (🐱)

**grumpy**  
 umpy" (2 syllables: grum-py)  
 he feels grumpy.  
 ppy or in a bad mood.


feel grumpy?  
 rumpy when \_\_\_\_\_.  
 → being mean (👎) Eating ice cream (🍦) Getting a present (🎁)  
 Breaking a toy (🧸) Losing your favorite toy (👕)

comprehension tools

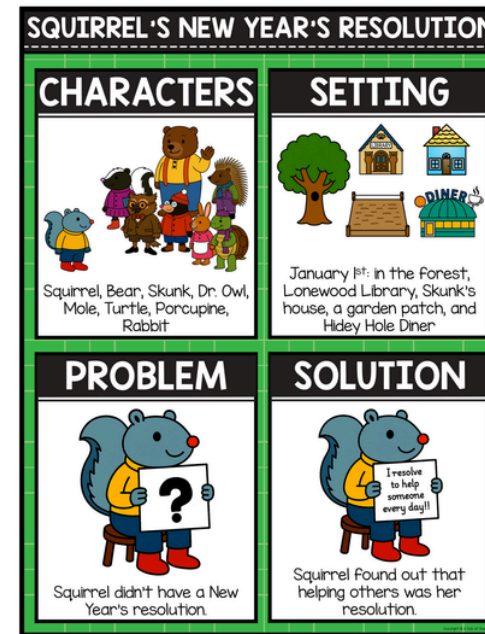
comprehension worksheet

vocab support

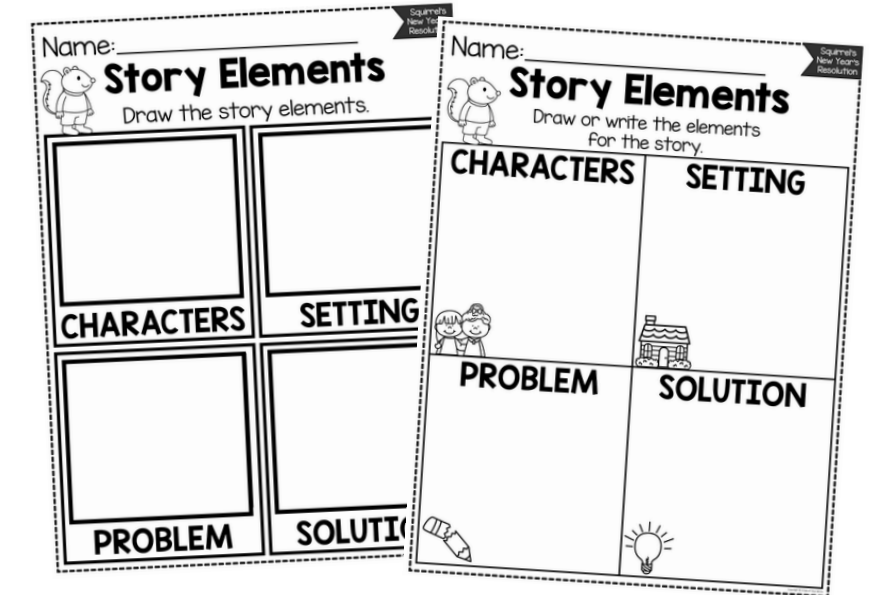
# Take a Closer Look:



vocab practice



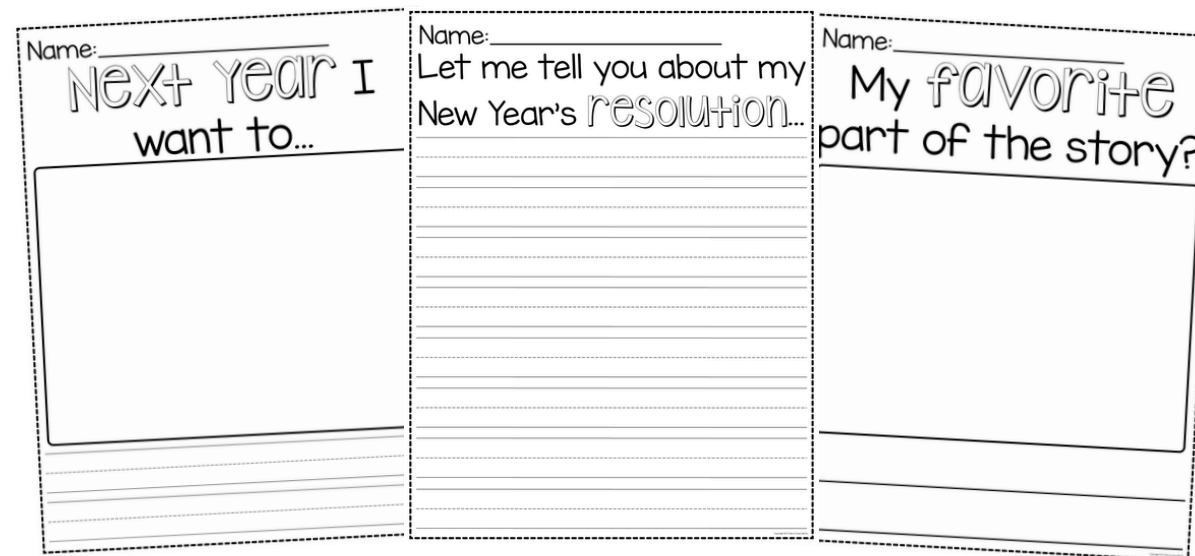
story elements poster




elements worksheets



writing craftivity



writing prompts




puppets

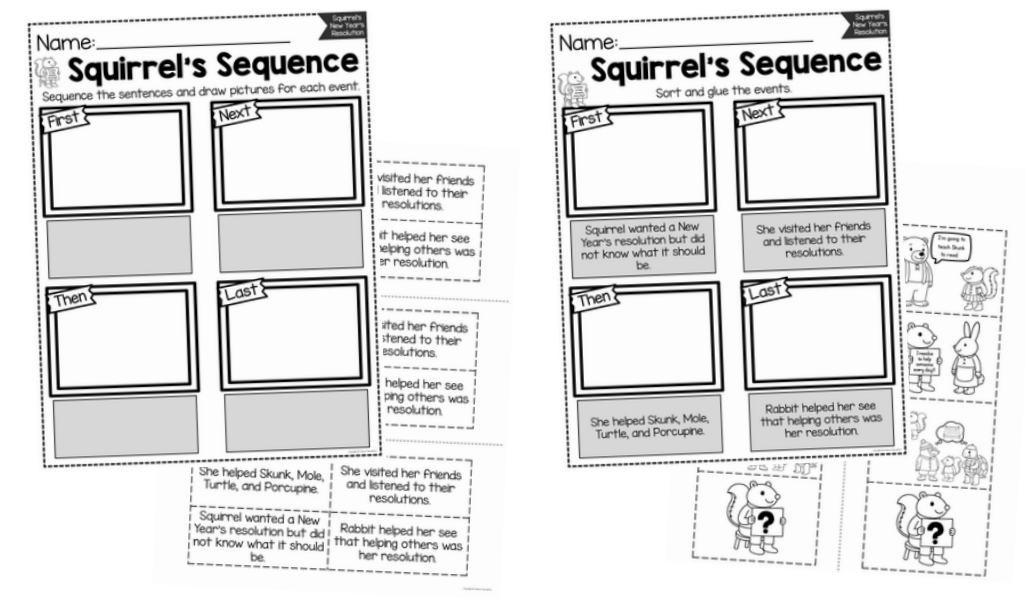
# Take a Closer Look:



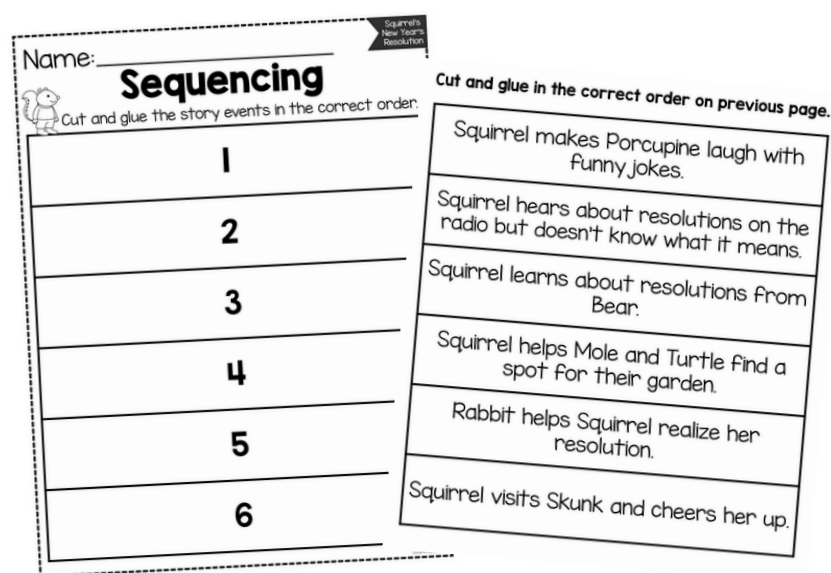
craft



cut and paste sequence



read and sequence



sentence sequencing



I see reader



nonfiction reader

# Take a Closer Look:

Squirrel's New Year's Resolution

Name: \_\_\_\_\_

<b>CHARACTERS</b>
<b>SETTING</b>
<b>PROBLEM</b>
<b>SOLUTION</b>
<b>FAVORITE PART</b>

flip book activity

Name: \_\_\_\_\_

**Making Predictions**

Squirrel did not know what her resolution should be.

What do you think Squirrel's resolution should be?

\_\_\_\_\_

\_\_\_\_\_

\_\_\_\_\_

making predictions

Name: \_\_\_\_\_

**Author's Purpose**

Check the author's purpose for writing the book.

**The author wrote this story...**

- To persuade the reader.
- To entertain the reader.
- To inform the reader.

Draw and write to support the author's purpose.

\_\_\_\_\_

\_\_\_\_\_

author's purpose

Name: \_\_\_\_\_

**My Opinion**

Draw and write your opinion of the story.

I think...

\_\_\_\_\_

\_\_\_\_\_

\_\_\_\_\_

opinion writing

Name: \_\_\_\_\_

**Main Idea**

Draw and write the main idea of the story.

The main idea of the story

\_\_\_\_\_

\_\_\_\_\_

\_\_\_\_\_

Name: \_\_\_\_\_

**Main Idea & Details**

Write the main idea of the story.

Draw and write 3 supporting details for the main idea.

\_\_\_\_\_

\_\_\_\_\_

\_\_\_\_\_

main idea worksheets

Name: \_\_\_\_\_

**Favorite Part**

Draw and write your favorite part of the story.

\_\_\_\_\_

\_\_\_\_\_

\_\_\_\_\_

favorite part

# Take a Closer Look:

Name: \_\_\_\_\_

**Problem & Solution**  
Draw a picture for the problem and solution.  
Write about how the problem was solved.

<b>PROBLEM</b>	<b>SOLUTION</b>
----------------	-----------------

\_\_\_\_\_

\_\_\_\_\_

\_\_\_\_\_

problem & solution

Name: \_\_\_\_\_

**Making Connections**  
This is one way Squirrel helped a friend.

Squirrel's help

Name: \_\_\_\_\_

**Making Connections**  
This is how Squirrel cheers up his friend.

\_\_\_\_\_

\_\_\_\_\_

\_\_\_\_\_

This is how I cheer up my friend.

My help

making connections





Name: \_\_\_\_\_






**Cause and Effect**  
Write the effect for each cause.

Squirrel did not have a resolution.	→	_____
Squirrel was hungry.	→	_____
Skunk was sick.	→	_____
Mole and Turtle needed to find a spot for their garden.	→	_____

Name: \_\_\_\_\_

**Cause and Effect**  
Glue the pictures to match the effect to the cause.


	→	_____
	→	_____
	→	_____
	→	_____

cause and effect

Name: \_\_\_\_\_

**Character Traits**  
Write words to describe Squirrel.



\_\_\_\_\_

\_\_\_\_\_

\_\_\_\_\_


\_\_\_\_\_

\_\_\_\_\_

Squirrel

Name: \_\_\_\_\_

**Character Traits**  
Write words to describe Bear.



\_\_\_\_\_

\_\_\_\_\_

\_\_\_\_\_

\_\_\_\_\_



\_\_\_\_\_

circle maps

Name: \_\_\_\_\_

**Fiction or Nonfiction**  
Read the statements for Fiction and nonfiction.  
Color the statements that describe the book.

FICTION	NONFICTION
tells a story	has real facts
has illustrations	is read to learn
has a beginning, middle, end	has true information
has a problem and solution	has Table of Contents, glossary
is read to enjoy	has photos, charts, graphs
has characters and setting	has index, labels, bold words

 **Color the correct book.** 

This book is \_\_\_\_\_ because \_\_\_\_\_









\_\_\_\_\_

\_\_\_\_\_

fiction or nonfiction

Name: \_\_\_\_\_

**ABC Order**  
Write the words from the list in ABC order.

1. _____	 tree
2. _____	 calendar
3. _____	 library
4. _____	 diner
5. _____	 garden
6. _____	 resolution
7. _____	 squirrel
8. _____	 rabbit





ABC order

# Take a Closer Look:

Name: \_\_\_\_\_

### Character Analysis

Look for clues that describe Squirrel.  
Write the evidence to support your reasoning.


 SEES	
 DOES	
 THINKS	
 FEELS	

character analysis

Name: \_\_\_\_\_

### Character Traits Sort

Color the acorns with **INSIDE** traits brown.  
Color the acorns with **OUTSIDE** traits gray.







character traits sort

Name: \_\_\_\_\_

### GIGGLE WITH SQUIRREL

Match the joke to the punch line.

 What did the squirrel say on New Year's Day?	 What did Dr. Owl say when the clock struck twelve?
 What did Porcupine say to Squirrel after her joke?	 What did Mole say to Turtle in the garden?

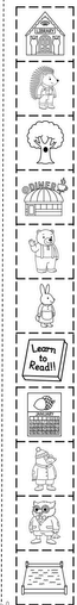
joke worksheet

Name: \_\_\_\_\_

### Beginning Sounds

Sort and glue the picture to the correct letter.

M	B	P	T
R	C	D	L
D	G	B	






beginning sounds

Name: \_\_\_\_\_

### DO THEY HAVE FUR?

Sort and glue the pictures to the correct column.

 FUR	 NO FUR
----------------------------------------------------------------------------------------------	-------------------------------------------------------------------------------------------------




do they have fur sort

Name: \_\_\_\_\_

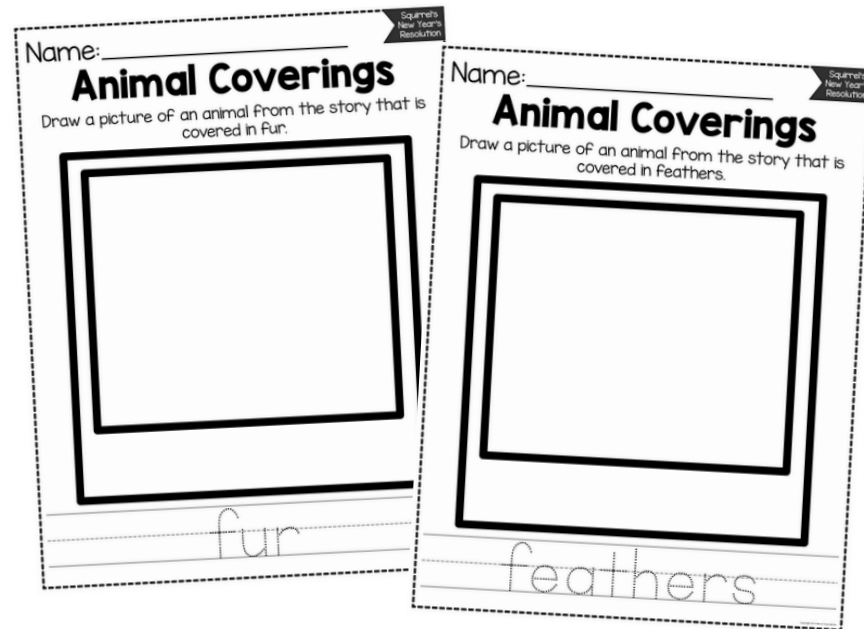
### Animal Coverings

Circle the animals covered in fur.

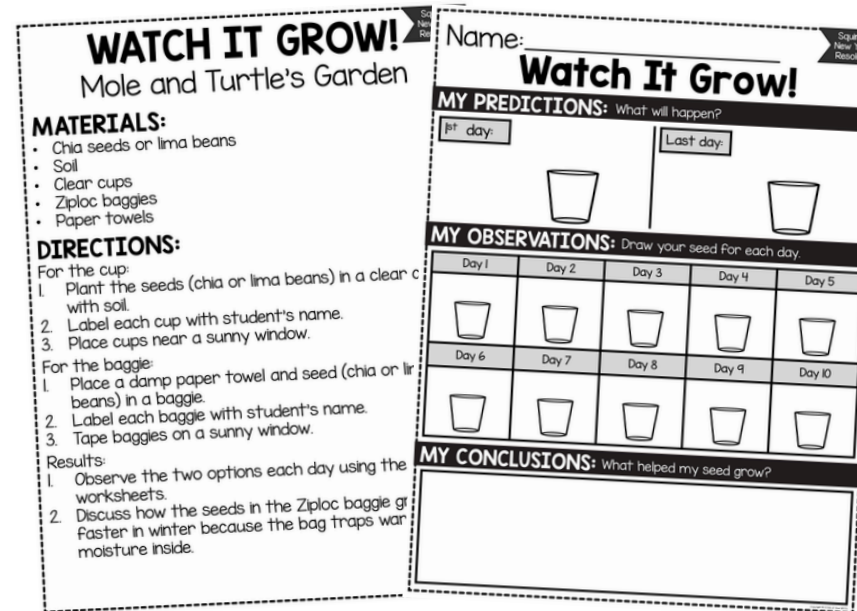


animal coverings

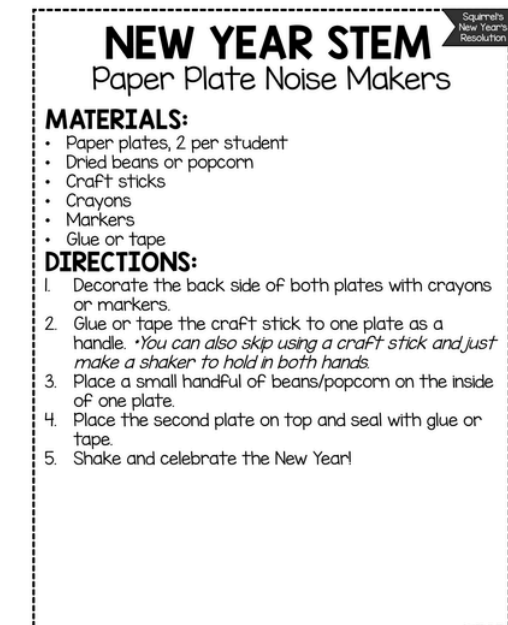
# Take a Closer Look:



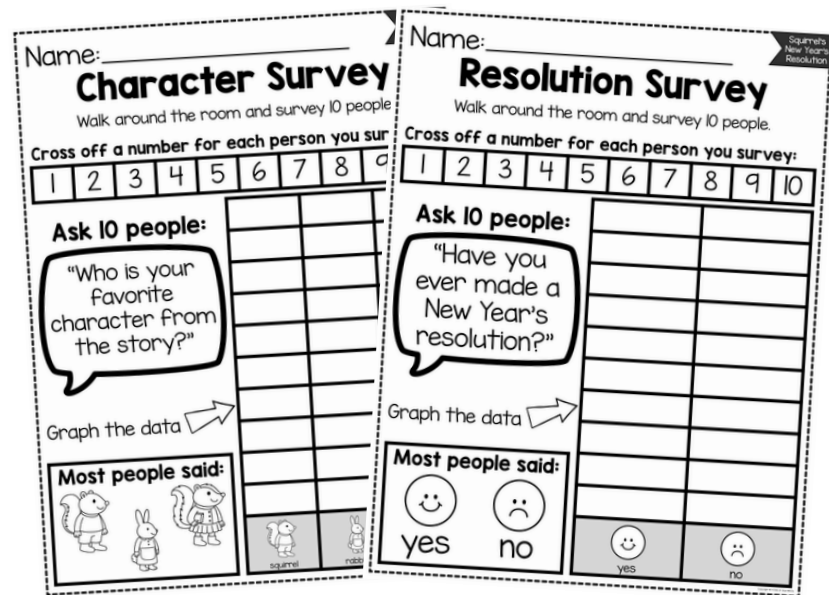
coverings pages




garden experiment



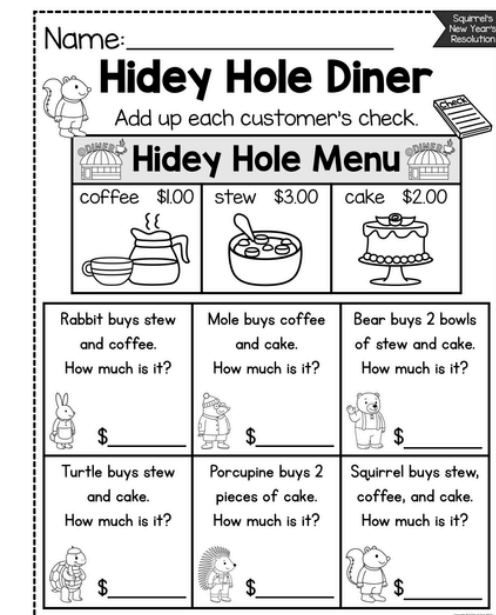
noise maker STEM



survey activities




calendar activities



money math

# Take a Closer Look:



counting activity



I see animals reader



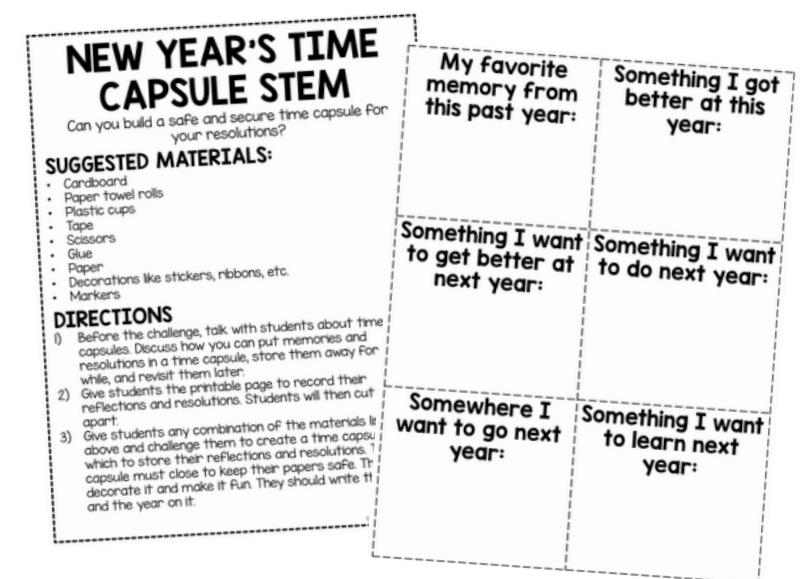
coverings reader



number puzzles



this is a squirrel reader



time capsule STEM

# Take a Closer Look:

**HOW TO MAKE A RESOLUTION**



Think about something you want to get better at.

Make sure it is kind and something you really want to try.


Choose a goal you can start working on soon. It can be at school or at home!

Think about how you will work on your goal each day.

Try your best and don't give up!

resolution poster


**LET'S MAKE 10**



Squirrel's collecting acorns.  
Count them!  
Add some more so she has 10!

make 10 mats


**LET'S MAKE 20**



Squirrel's collecting acorns.  
Count them!  
Add some more so she has 20!


make 20 mats

**ADDING WITH SQUIRREL**  
Write the number of acorns for each group and add.



**SUBTRACT WITH SQUIRREL**  
Subtract and write the answer.

$5 - 2 = \square$



add/subtract mats

Name: \_\_\_\_\_

**Squirrel's New Year's**  
Draw a picture and write a sentence to sequence the story.

Beginning	Middle

Name: \_\_\_\_\_

**Squirrel's New Year's Resolution**  
Draw a picture and write a sentence to sequence the story.

First	Next	Then	Last

writing sequencing

Name: \_\_\_\_\_

**Make 10**  
Record the addition sentences you make.

\_\_\_\_\_ + \_\_\_\_\_ = \_\_\_\_\_

\_\_\_\_\_ + \_\_\_\_\_ = \_\_\_\_\_

\_\_\_\_\_ + \_\_\_\_\_ = \_\_\_\_\_

\_\_\_\_\_ + \_\_\_\_\_ = \_\_\_\_\_

\_\_\_\_\_ + \_\_\_\_\_ = \_\_\_\_\_


\_\_\_\_\_ + \_\_\_\_\_ = \_\_\_\_\_

\_\_\_\_\_ + \_\_\_\_\_ = \_\_\_\_\_

\_\_\_\_\_ + \_\_\_\_\_ = \_\_\_\_\_

Name: \_\_\_\_\_

**Story Events**  
Draw or write the things Squirrel does in the story.



and so much more!

# Why Teachers LOVE it:



## OPTIONS

- ✓ Variations for differentiating
- ✓ Printables in color and B&W



## EASY TO USE

- ✓ Teacher Tools
- ✓ Low-prep
- ✓ Activity Directions



## ENGAGING

- ✓ Real Pictures
- ✓ Fun Crafts
- ✓ Hands-on Activities



# What Teachers Are Saying



“There is so much in this pack to choose from! It is perfect for the week after winter break!”



“I love the activities in this resource! Great New Years activity and the kids really enjoyed it.”



“We always read this story in January and I’m so excited to have all of the activities to choose from to use with my students.”



# Buy the bundle and SAVE!

- ✔ Save over \$240
- ✔ Get over 30 stories
- ✔ Get literacy, math, & science activities

**CLICK HERE** 

## BOOK COMPANION MEGA BUNDLE



**GROWING**  **34 STORIES**

# meet the team

I'm Jennifer... I am the founder and creator of A Dab of Glue Will Do and Dollar Teachers Club. I taught Kindergarten and 1st grade. I have a stash of chocolate in my desk and a Starbucks tea in my hand to keep me going. I love reading and watching my kiddos play soccer and do taekwondo.

*jennifer*



Here at A Dab of Glue Will Do, our team makes the lives of busy teachers a little easier by creating meaningful classroom resources to engage, encourage, and meet the needs of their little learners.

When you purchase from us, know that you're getting quality products made by teachers, for teachers. Customer service is our top priority, so please reach out to us with any questions or concerns.



# Join the Club!

When you join the Dollar Teachers Club, you get access to all of the printable AND digital products we've ever made, all of our freebies, exclusive members-only monthly resources, and lots more, all in ONE place. Save money, stress, and lots of time, and join the Dollar Teachers Club today!

**DOLLAR TEACHERS** club 



**CLICK HERE** 



# Let's Connect!



Did you know we send out freebies and teacher tips every Sunday? Want to be the first to know when we have a new product, sale, or special event?

Click the button below to join our community.

