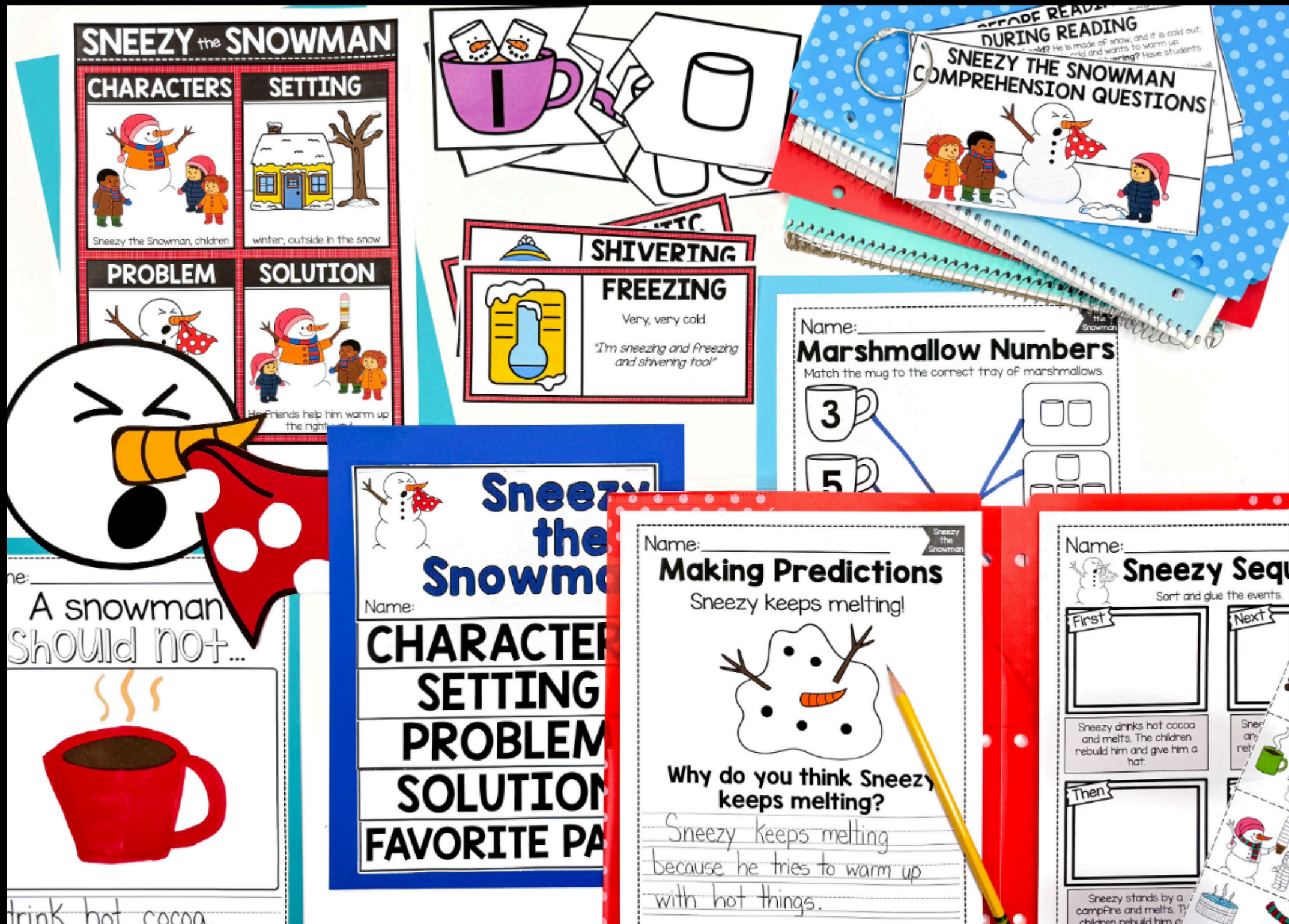


SNEEZY THE SNOWMAN BOOK COMPANION PACK

Book companion
activities to make
reading more fun!




scroll
to take a
peek
inside

PK-2ND 325 PAGES

Here is what is included:

- ✓ Reading comprehension worksheets
 - ✓ Vocabulary practice and emergent readers
 - ✓ Sequencing and retelling activities
 - ✓ Writing prompts and word wall cards
 - ✓ Math worksheets and centers
 - ✓ Craft and story element flipbook
 - ✓ Science connections and STEM activities
- ...and SO much more!

Here is a Sneak Peak:



Students will have a blast completing activities that go along with the read-aloud!

Take a Closer Look:

THIS WEEK WE ARE READING

Sneezy the Snowman
Author: Maureen Wright
Illustrator: Stephen Gilpin




anchor chart

MAUREEN WRIGHT

- Maureen lives in Pennsylvania.
- She started writing stories for her own children.
- It took 20 years of trying to get her first book published.
- Her stories rhyme and repeat to make reading fun.
- Her favorite place to write is on her sofa with one of her cats!


More books written by Maureen Wright:



STEPHEN GILPIN

- Stephen graduated from the NYC School of Visual Arts.
- He lives in Kansas with his wife, kids, pets, and chickens!
- He has illustrated nearly 20 picture books and chapter books.
- Since 2016 he's illustrated a comic strip for Scout Life Magazine.
- He enjoys taking walks on the beach, gardening and bag piping.

More books illustrated by Stephen Gilpin:



author & illustrator info

MELTED
To turn from a solid to liquid.
"...he melted from drinking something too hot!"

REBUILT
To build again.
"They rebuilt Sneezy snowflakes flew."

melted
rebuilt
gigantic
shivering

freezing



vocab & word wall

COMPREHENSION QUESTIONS

BEFORE READING: (use for turn-and-talk, small group, or whole group)

- What do you see on the cover?
- What do you predict this story is about?
- Why do you think the snowman is sneezing?
- How do you stay warm when it is cold outside?

DURING READING:

- Why does Sneezy feel cold?
- What is Sneezy's problem?
- What does it look like when Sneezy is shivering?
- What does it look like when Sneezy drinks something hot?
- What do you think will happen if he drinks in the hot tub?
- What do you think will happen when he sits in the hot tub?
- Why does Sneezy keep melting?
- Why does Sneezy keep melting?
- Sneezy melted again! What do you think the kids will do next?
- Did Sneezy solve his problem?


AFTER READING:

- What did the children do each time Sneezy melted?
- What finally helped Sneezy feel just right?
- How did his friends show kindness?
- What's another silly way Sneezy could try to get warm?
- What lesson can we learn from Sneezy's story?

SNEEZY THE SNOWMAN COMPREHENSION QUESTIONS

BEFORE READING
(use for turn-and-talk, small group, or whole group)

- What do you see on the cover?
- What do you predict this story is about?
- Why do you think the snowman is sneezing?
- How do you stay warm when it is cold outside?



comprehension tools

Name: _____

Comprehension

Circle the correct answer for each question.

- Why was Sneezy sneezing?**
A. He was sick.
B. He was cold.
C. He was allergic.
- What happened when Sneezy drank the cocoa?**
A. He melted into a puddle.
B. He stayed cold.
C. He fell asleep.
- What did the children give him to keep warm?**
A. Mittens, boot, and earmuffs.
B. A blanket and some socks.
C. A hat, scarf, and coat.
- What made Sneezy melt?**
A. The sun.
B. A campfire.
C. The oven.
- How did the story end?**
A. Sneezy turned into a puddle.
B. Sneezy went to the ice cream shop with his friends.
C. Sneezy stayed inside all winter.

comprehension worksheet

SNEEZY THE SNOWMAN VOCABULARY SUPPORT

melted

SAY IT TOGETHER: "Melted" (clap the 2 syllables: melt-ed)
IN THE STORY: Sneezy melted when he got too warm.
WHAT IT MEANS: To turn from a solid to liquid.

WAYS TO INTERACT

ASK: What are some things that can melt?
TURN AND TALK: _____ can melt.
ACT IT OUT: Show a snowman melting slowly.
WORD PLAY: Take away *ed* → melt. Add *-ing* → melting.
THUMBS UP/DOWN: Can it melt? wood (👎) butter (👍) chocolate (👍)

rebuilt

SAY IT TOGETHER: "Rebuilt" (clap the 2 syllables: re-built)
IN THE STORY: The children rebuilt Sneezy after he melted.
WHAT IT MEANS: To build again.

WAYS TO INTERACT


ASK: What are some things that can be rebuilt?
TURN AND TALK: A _____ can be rebuilt.
WORD PLAY: The prefix *re-* means again. Take away *re* → built, replay, rehear.

gigantic

SAY IT TOGETHER: "Gigantic" (clap the 3 syllables: gi-gan-tic)
IN THE STORY: The snowman sneezes a gigantic school.
WHAT IT MEANS: Very large.


WAYS TO INTERACT

ASK: What gigantic things can you think of?
TURN AND TALK: "A _____ is gigantic."
ACT IT OUT: Be a tiny snowman, then grow into a gigantic one!
THUMBS UP/DOWN: Is it gigantic? whole (👍) pencil (👎) skyscraper (👍) crumb (👎) ant (👎)
EXTENSION: What is the opposite of gigantic? (tiny, small)




vocab support

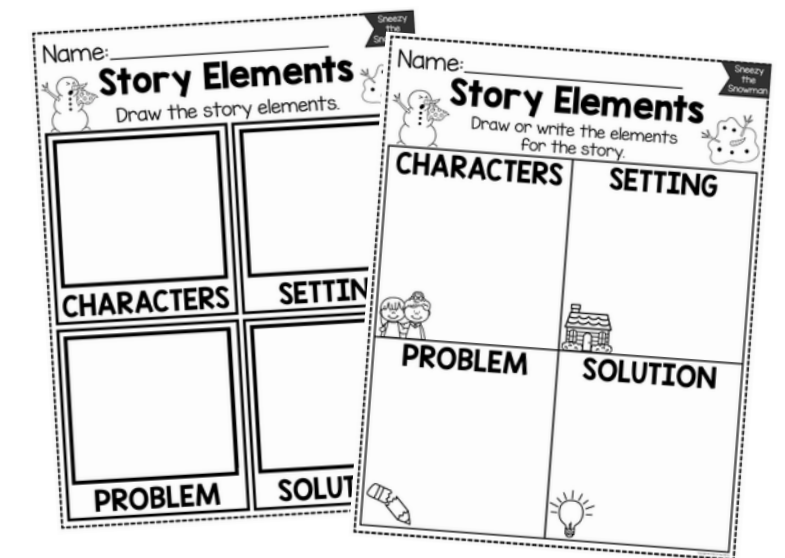
Take a Closer Look:



vocab practice




story elements poster



elements worksheets



writing craftivity



writing prompts

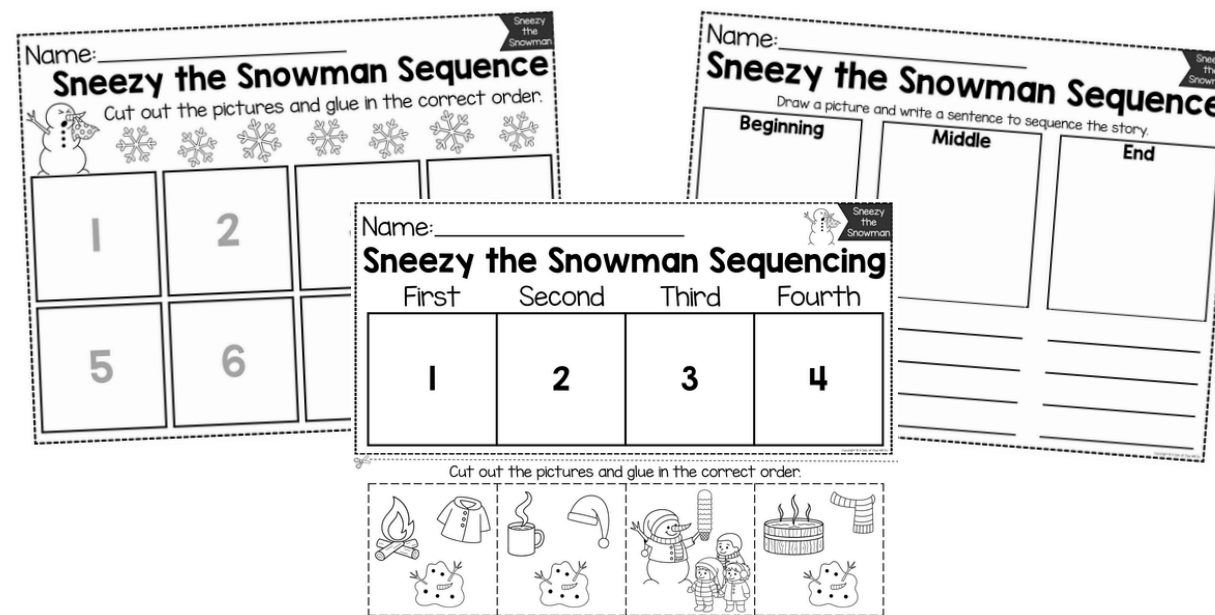


puppets

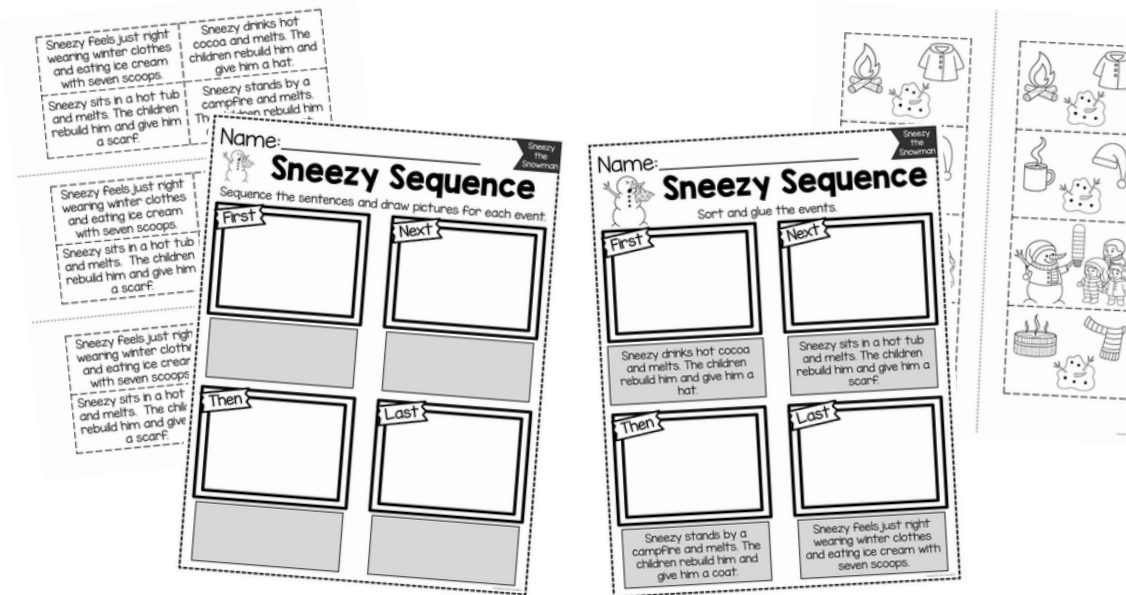
Take a Closer Look:



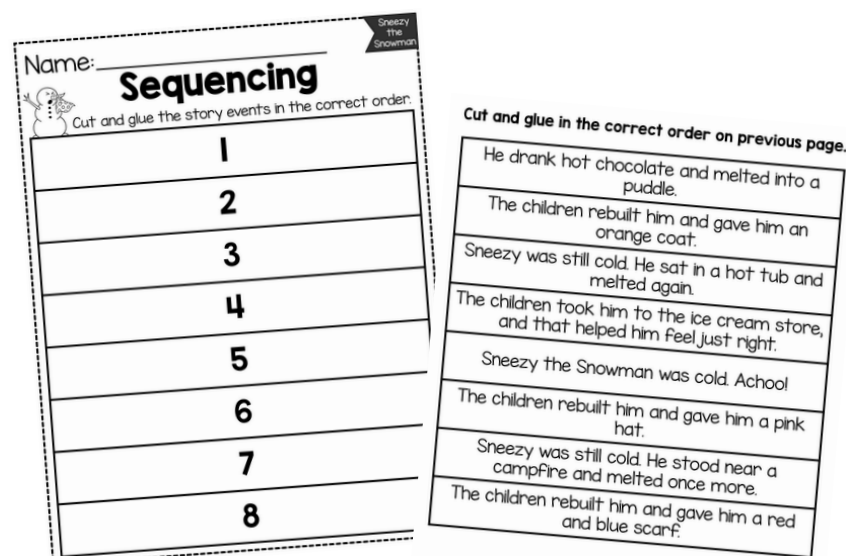
craft



sequence worksheets



read and sequence



sentence sequencing




I see reader



nonfiction reader

Take a Closer Look:



Sneezy the Snowman

Name: _____

CHARACTERS


SETTING

PROBLEM

SOLUTION


FAVORITE PART

flip book activity




Name: _____

Making Predictions
Sneezy keeps melting!



Why do you think Sneezy keeps melting?

making predictions



Name: _____

Author's Purpose
Check the author's purpose for writing the book.

The author wrote this story...


To persuade the reader.

To entertain the reader.

To inform the reader.


Draw and write to support the author's purpose.

author's purpose

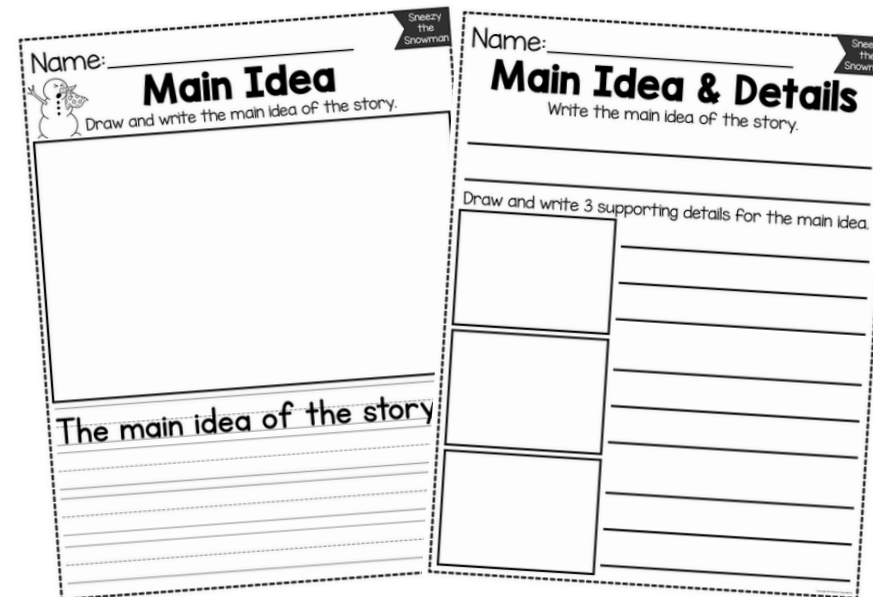


Name: _____

My Opinion
Draw and write your opinion of the story.



opinion writing



Name: _____

Main Idea
Draw and write the main idea of the story.


The main idea of the story

Name: _____

Main Idea & Details
Write the main idea of the story.


Draw and write 3 supporting details for the main idea.

main idea worksheets




Name: _____

Favorite Part
Draw and write your favorite part of the story.

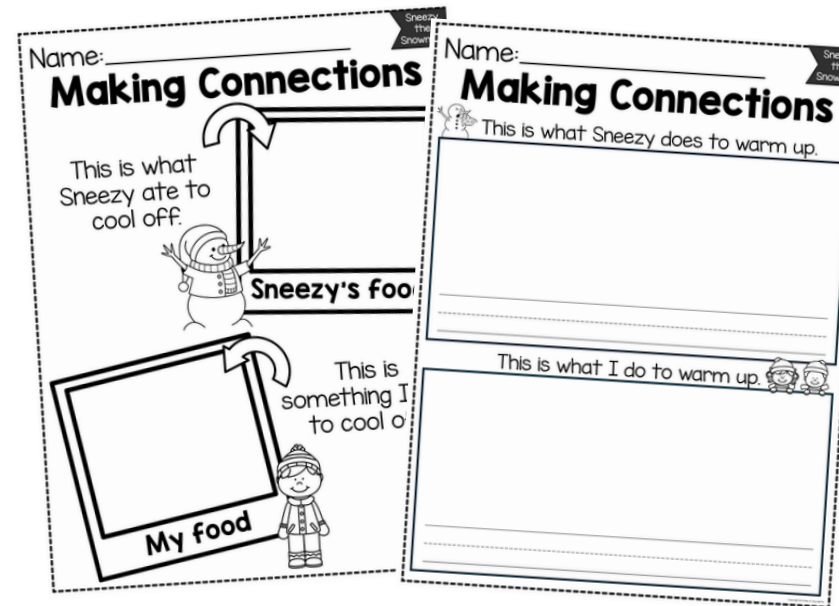


favorite part


Take a Closer Look:




problem & solution



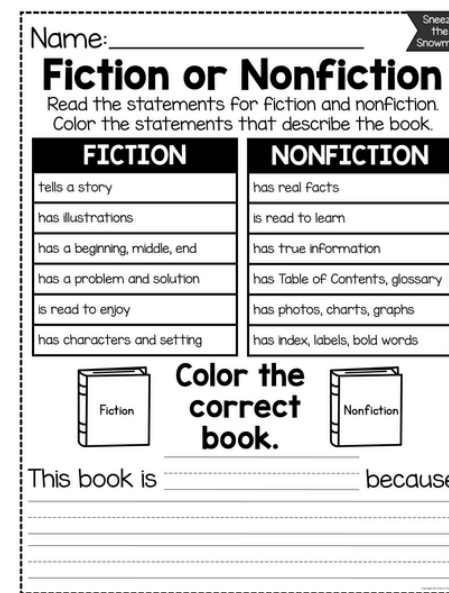
making connections



cause and effect



circle maps



fiction or nonfiction







ABC order

Take a Closer Look:

Name: _____

Character Analysis

Look for clues that describe Sneezzy. Write evidence to support your reasoning.

 SEES	
 DOES	
 THINKS	
 FEELS	

character analysis

Name: _____


Writing Extension

How else could we help Sneezzy stay warm?

Name: _____

Writing Extension

How did Sneezzy's Friends help him?



writing extensions

Name: _____

WILL SNEEZY MELT?

Sort and glue the activities in the correct column.


YES	NO

Name: _____

WILL SNEZY MELT?

Sort and glue the pictures in the correct column.

YES	NO






melting sorts

Name: _____




Ice Melting Experiment

PREDICTIONS: Draw what you think will happen to the ice in each cup.

		
cup	cup with water	cup with salt

Write numbers to indicate which ice cube you think will melt 1st, 2nd, and 3rd.

TEST: Draw what happened to the ice in each cup.

		
cup	cup with water	cup with salt

Write numbers to indicate which ice cube melted 1st, 2nd, and 3rd.

Time: : : Time: : : Time: : :

melting experiment

Name: _____

Sneezzy Treat Survey

Walk around the room and survey 10 people.

Cross off a number for each person you survey: 1 2 3 4 5 6 7 8

Ask 10 people: "What is your favorite frozen treat?"

--	--	--	--	--	--	--	--	--	--

Graph the data

Most people said:



survey activities

Name: _____

Ice Cream Survey

Walk around the room and survey 10 people.

Cross off a number for each person you survey: 1 2 3 4 5 6 7 8 9 10

Ask 10 people: "Do you like ice cream?"

--	--	--	--	--	--	--	--	--	--

Graph the data

Most people said:






graph worksheet

Name: _____



Winter Clothes Graph



Count and graph the data. Answer the questions.



1. How many  and  are there altogether? _____

2. Which one has the most? _____

3. How many  and  are there altogether? _____

4. How many more  than  are there? _____

4. Which one has the least? _____


Take a Closer Look:

Name: _____

Marshmallow Numbers

Fill in the missing numbers.

1			4	
	7	8		10
11		13		15
		18	19	




number order

Name: _____

Marshmallow Numbers

Trace the numbers.

1	2	3	4	5
6	7	8	9	10
11	12	13	14	15
16	17	18	19	20


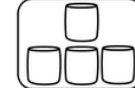

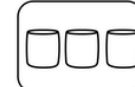



tracing numbers

Name: _____

Marshmallow Numbers

Match the mug to the correct tray of marshmallows.

3	
5	
1	
4	
2	


counting practice

Name: _____

Ice Cream Facts

Sort and glue the cones to the correct scoop.

$9 + 5$	$13 - 2$	$7 + 8$	$6 + 2$
$10 - 7$	$15 - 9$	$9 + 9$	$11 - 4$
$12 + 5$	$8 + 2$	$14 - 12$	$10 - 1$



ice cream facts

ADD WITH SNEEZY

Write the number of scoops for each group and add.


$\text{brown} + \text{pink} = \square$

$\text{vanilla} + \text{vanilla} = \square$

SUBTRACT WITH SNEEZY

Subtract and write the answer.

$3 - 2 = \text{ice cream cone}$



add & subtract mats

Name: _____

Sneezy Word Problems

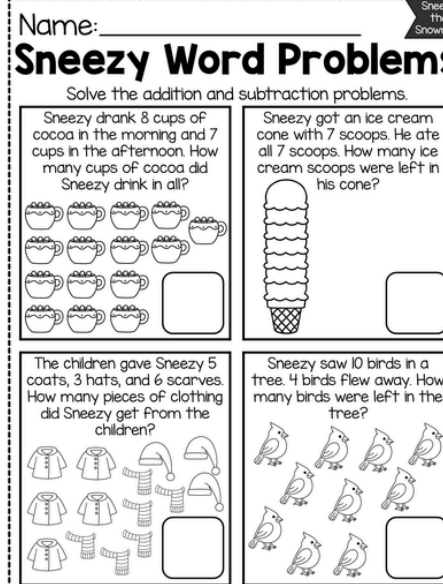
Solve the addition and subtraction problems.

Sneezy drank 8 cups of cocoa in the morning and 7 cups in the afternoon. How many cups of cocoa did Sneezy drink in all?

Sneezy got an ice cream cone with 7 scoops. He ate all 7 scoops. How many ice cream scoops were left in his cone?


The children gave Sneezy 5 coats, 3 hats, and 6 scarves. How many pieces of clothing did Sneezy get from the children?

Sneezy saw 10 birds in a tree. 4 birds flew away. How many birds were left in the tree?



word problem page


Take a Closer Look:



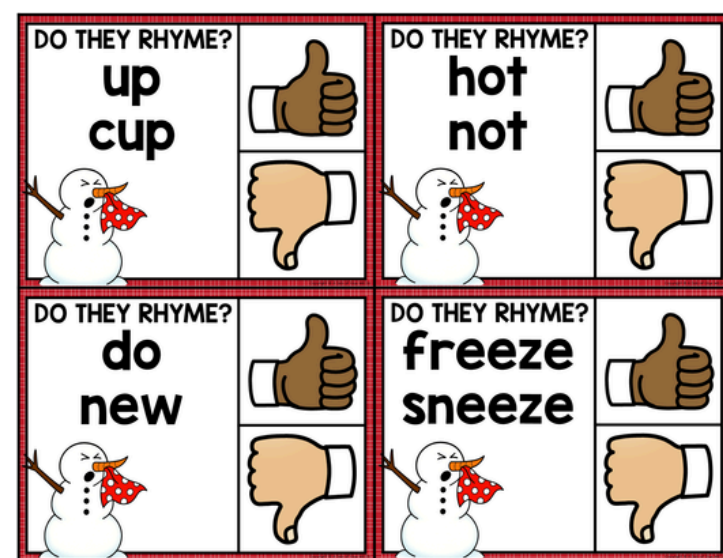
pattern practice



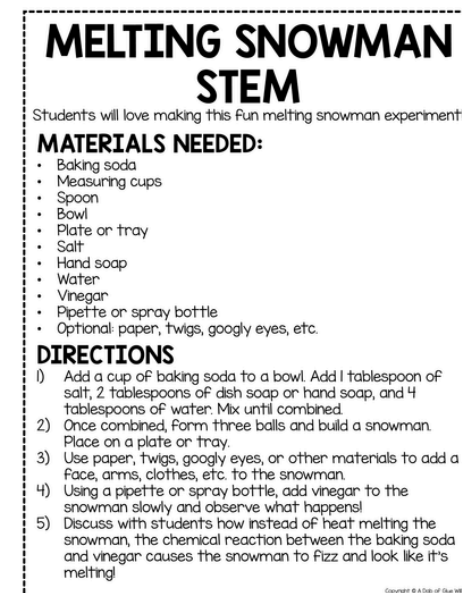
counting puzzles




make 10/20 mats



rhyming clip cards



STEM activity



and so much more!

Why Teachers LOVE it:



OPTIONS

- ✓ Variations for differentiating
- ✓ Printables in color and B&W



EASY TO USE

- ✓ Teacher Tools
- ✓ Low-prep
- ✓ Activity Directions



ENGAGING

- ✓ Real Pictures
- ✓ Fun Crafts
- ✓ Hands-on Activities



What Teachers Are Saying



“WOW! This is everything I could’ve asked for in an read-aloud pack and more! I can’t wait to see the rest of the book packs!”



“This resource is amazing! I love how all inclusive it is! I can see using it as an entire unit, or even as a complete day of lessons for a sub.”



“I am so excited about the new Book Companion Packs! I love the math mats, the simple reader, the math pages, and so much more!”



Buy the bundle and SAVE!

- ✔ Save over \$240
- ✔ Get over 30 stories
- ✔ Get literacy, math, & science activities

CLICK HERE 

BOOK COMPANION MEGA BUNDLE



GROWING  **34 STORIES**

meet the team

I'm Jennifer... I am the founder and creator of A Dab of Glue Will Do and Dollar Teachers Club. I taught Kindergarten and 1st grade. I have a stash of chocolate in my desk and a Starbucks tea in my hand to keep me going. I love reading and watching my kiddos play soccer and do taekwondo.

jennifer



Here at A Dab of Glue Will Do, our team makes the lives of busy teachers a little easier by creating meaningful classroom resources to engage, encourage, and meet the needs of their little learners.

When you purchase from us, know that you're getting quality products made by teachers, for teachers. Customer service is our top priority, so please reach out to us with any questions or concerns.



Join the Club!

When you join the Dollar Teachers Club, you get access to all of the printable AND digital products we've ever made, all of our freebies, exclusive members-only monthly resources, and lots more, all in ONE place. Save money, stress, and lots of time, and join the Dollar Teachers Club today!

DOLLAR TEACHERS club 



CLICK HERE 



Let's Connect! ❤️



Did you know we send out freebies and teacher tips every Sunday? Want to be the first to know when we have a new product, sale, or special event?

Click the button below to join our community.

