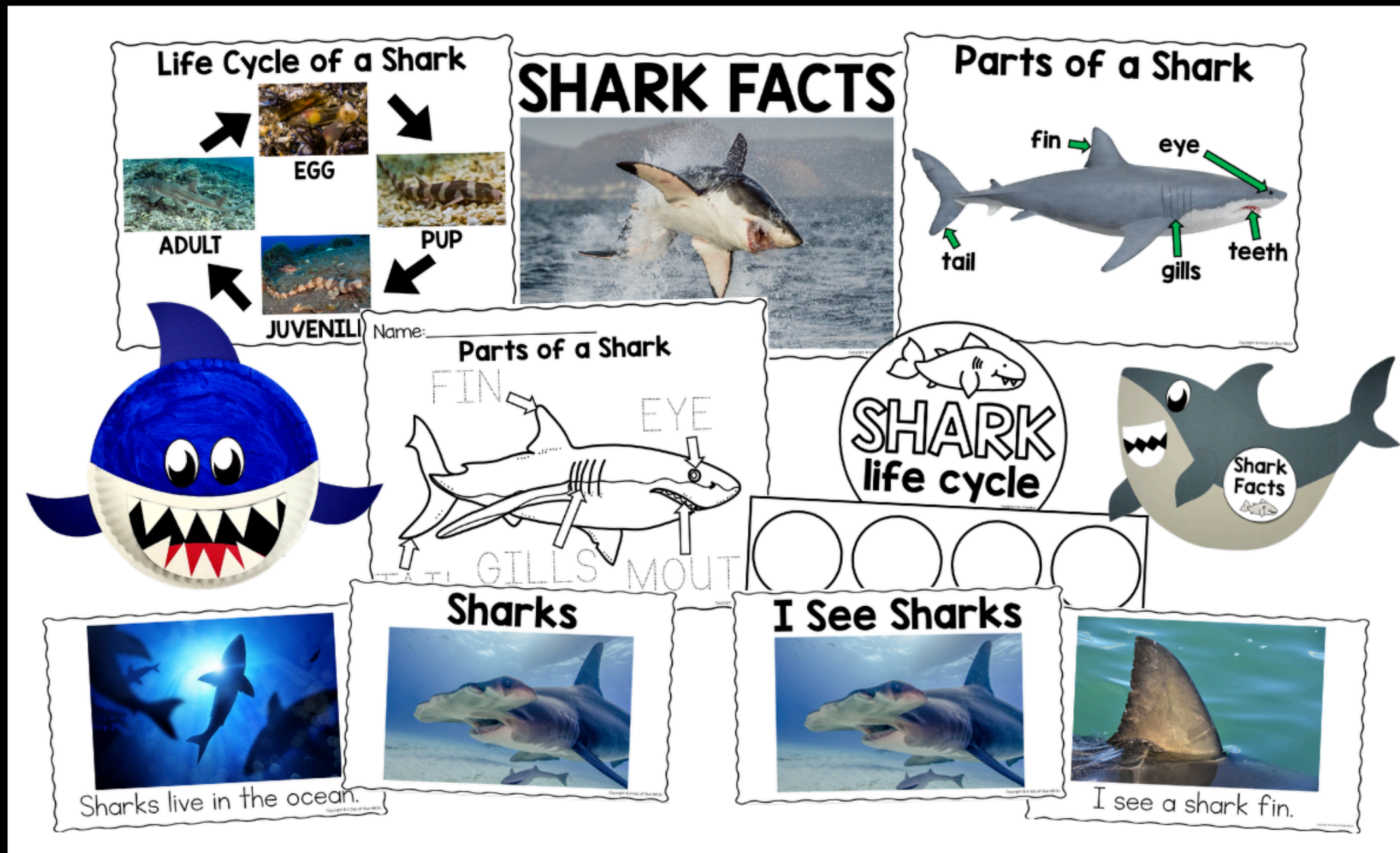


# SHARKS

## A SCIENCE UNIT

Make learning about Sharks fun and engaging!



*scroll*  
to take a  
peek  
inside

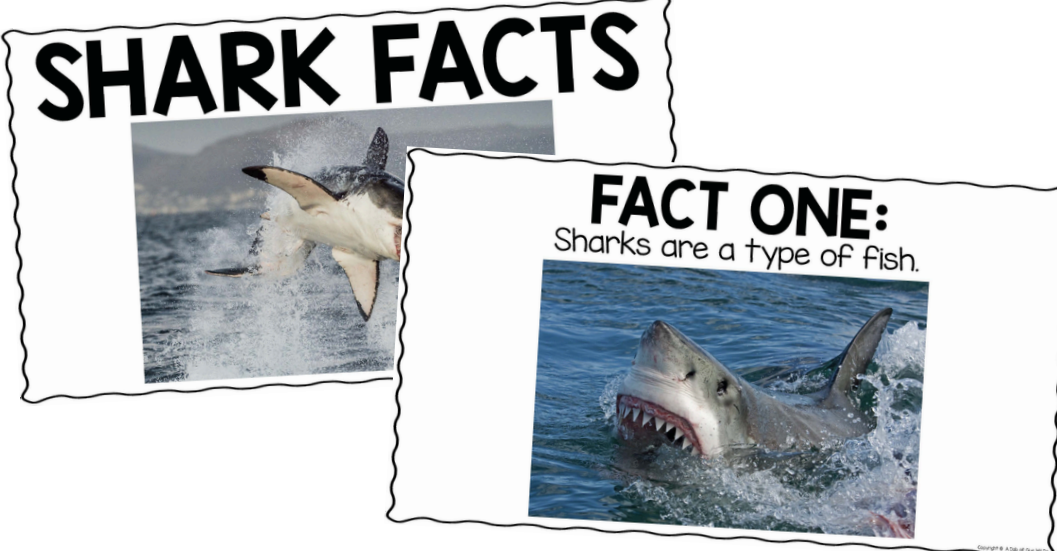
**PRE-K** 228 PAGES

# Here is what is included:

- ✔ Lesson plans for a week
  - ✔ PowerPoints and printable posters
  - ✔ Teacher resources to make instruction easier
  - ✔ Life cycle posters and worksheet
  - ✔ Sensory bin and STEM activities
  - ✔ Adorable crafts and writing center
  - ✔ Emergent readers
- ...and SO much more!

# Take a Closer Look:


## SHARK FACTS



**FACT ONE:**  
Sharks are a type of fish.

Sharks can swim f

## Sharks




Sharks have gills that help  
n breathe underwater.

## Sharks

Sharks have gills that help  
breathe underwater.

## Parts of a Shark



fin eye snout  
tail gills mouth

shark powerpoint

facts emergent reader

parts of a shark

Name: \_\_\_\_\_

### Parts of a Shark

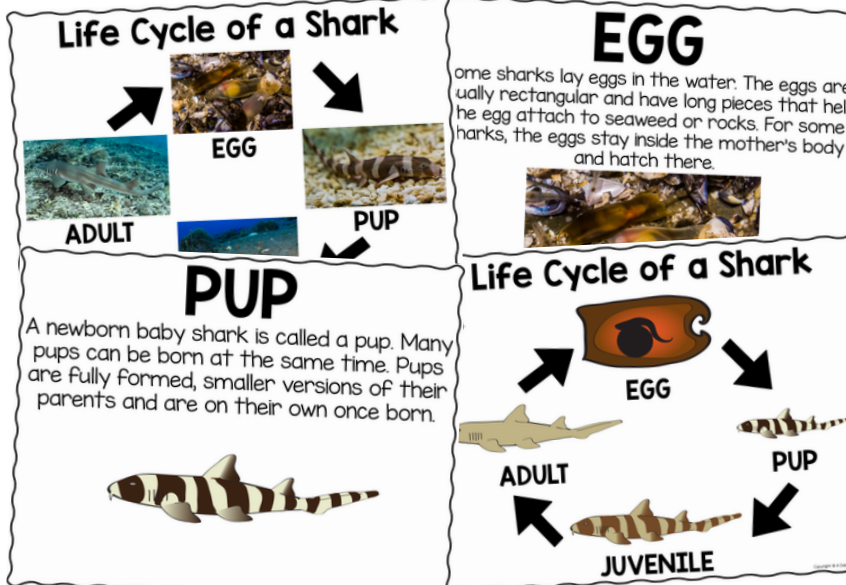
1. Color the fins green.
2. Color the tail purple.
3. Color the gills orange.
4. Color the mouth blue.
5. Color the eyes red.

Name: \_\_\_\_\_

### Parts of a Shark

FIN EYE  
TAIL GILLS MOUTH

### Life Cycle of a Shark




**EGG**  
Some sharks lay eggs in the water. The eggs are usually rectangular and have long pieces that help the egg attach to seaweed or rocks. For some sharks, the eggs stay inside the mother's body and hatch there.

**PUP**  
A newborn baby shark is called a pup. Many pups can be born at the same time. Pups are fully formed, smaller versions of their parents and are on their own once born.

**ADULT** **JUVENILE**

### SHARK life cycle



juvenile newborn egg adult

parts worksheets

life cycle posters

life cycle hat

# Take a Closer Look:

**I'm a Big Shark**  
sing to tune "I'm a Little Teapot"

I'm a big and fast shark, just look at me!  
*(thumbs up and point to yourself)*


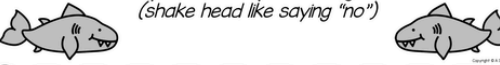
You can see me swimming in the sea.  
*(hands together and zig zag hands like you're swimming)*

I use my big teeth to eat lots of fish,  
*(use arms to make a shark mouth and chomp)*

I use my tail to swim, it goes swish, swish, swish.  
*(shake your bottom like you have a tail)*

I'm a big and fast shark, just look at me!  
*(thumbs up and point to yourself)*

Please don't try to be my friend, just leave me be!  
*(shake head like saying "no")*



**SHARK FLOAT STEM CHALLENGE**

Can you design a shark that floats or sinks very slowly?

**SUPPLIES**

- Building materials: aluminum foil, craft sticks, toothpicks, paper or cardstock, cardboard, tape, scissors, etc.
- Bowl or tub of water


**DIRECTIONS**

- 1) Tell students that sharks must keep swimming to stay afloat because they do not have a body part called a swim bladder that other fish have. Challenge students with the task of designing a shark that floats or sinks slowly.
- 2) Provide students with building materials. After they build their sharks, have students test them in a bowl or tub of water.
- 3) After students are done, ask them these questions:
  - Were you able to make your shark float?
  - What materials did you use and why?
  - What material(s) do you wish you had to make it easier?
  - What would you do differently next time?
  - What was the hardest part of the challenge? The easiest part?
  - What would happen if you added more weight to your shark?
  - How does the shape of the shark affect floating?


fingerplay

shark craft


STEM centers




**I See Sharks**




I see a big shark.




**I See Sharks**




I see a big shark.



**I See Sharks**






I see a shark fin.



I see a shark fin.

**can have are**



Name: \_\_\_\_\_

**SHARKS**

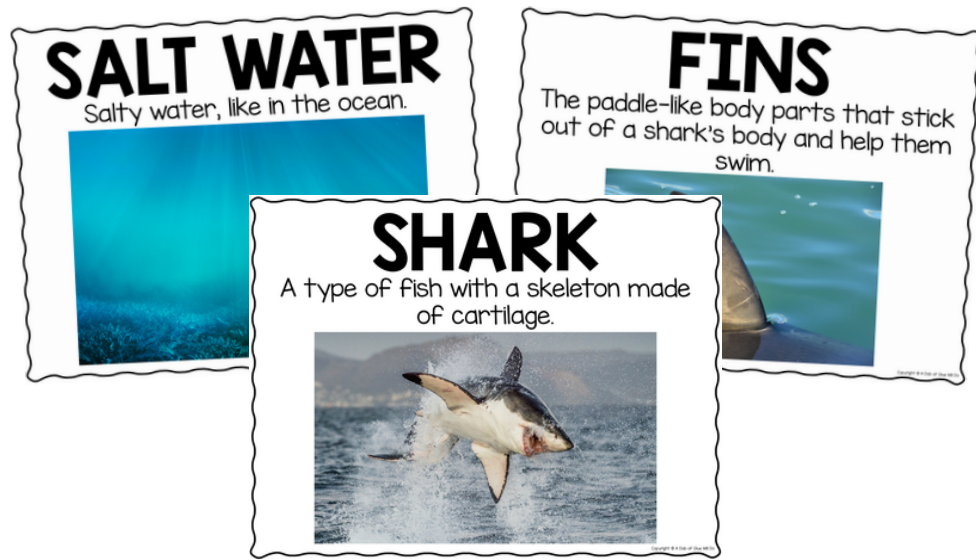
can	have	are
-----	------	-----

research craft


emergent reader

can-have-are

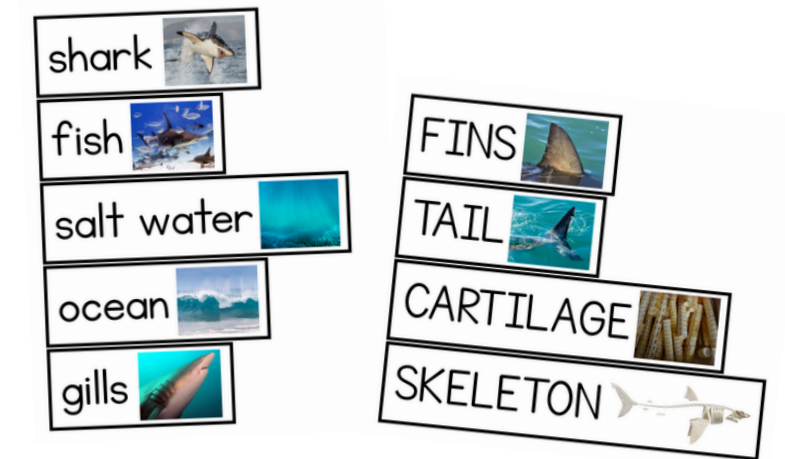
# Take a Closer Look:



definition posters



writing center

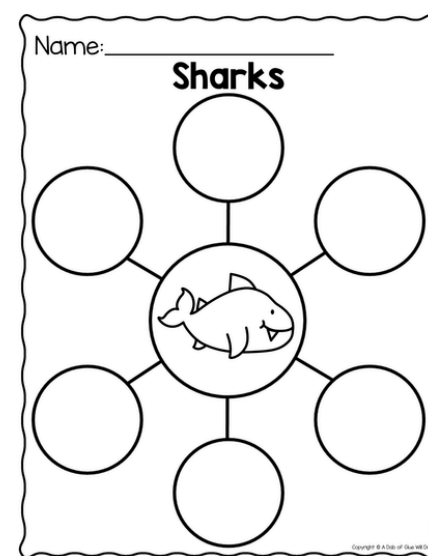


word wall


**WOULD YOU LIKE TO SWIM WITH SHARKS?**

**YES NO**

weekly question



circle maps



bingo game

# Take a Closer Look:

## SHARKS science

**MATERIALS needed**

- Shark books (see list)
- Construction paper
- Copy paper
- Glue
- Paint
- Paintbrushes
- Scissors
- Paper plates

**M Monday** **SHARK INTRODUCTION**

- Read a nonfiction shark book.
- Introduce sharks by completing the Shark Facts PowerPoint.
- Answer the Question of the Week.
- Read the Shark Emergent Reader.

*Each day please see our selection of shark songs, books, and videos!*

**T Tuesday** **PARTS OF A SHARK**

- Read a nonfiction shark book.
- Using the Parts of a Shark poster, introduce the different parts that make up a shark.
- Complete Parts of a Shark worksheet.

**W Wednesday** **SHARK LIFE CYCLE**

- Read a nonfiction shark book.
- Introduce the Shark Life Cycle poster.
- Make the Shark Life Cycle hat.

**Th Thursday** **SHARK FINGERPLAY AND CRAFT**

- Read a nonfiction shark book.
- Sing the Fingerplay.
- Complete the Shark Craft.

**F Friday** **SHARK STEM CHALLENGE**

- Read a nonfiction shark book.
- Review the Fingerplay.
- Complete the STEM activity.

lesson plans

## science: SHARKS

**Dear Families,**

We are learning all about sharks in the classroom this week. We will explore the different parts of a shark and the shark life cycle. Ask your child to share shark facts with you this week!

**At-Home Activity:**

You can learn all about sharks at home! Check out Monterey Bay Aquarium's shark cam here: <https://www.montereybayaquarium.org/animals/live-cams/shark-cam>. Or check out a live shark cam in the Atlantic Ocean here: <https://explore.org/livecams/oceans/shark-cam>.

While watching the live feeds, discuss the shark's characteristics and behaviors with your child!

at-home letter

## TEACHER GUIDE for SHARKS

**SHARKS**

- Sharks are a type of fish. They have a skeleton made of cartilage instead of bone. They are related to rays.
- Sharks are some of the oldest animals on Earth. The first sharks lived more than 300 million years ago.
- There are more than 300 species of sharks.

**WHERE DO SHARKS LIVE?**

- Most sharks live in oceans, but depending on the species they can live in different areas of the ocean. Some live at the bottom of shallow water, while Portuguese sharks live in the deepest parts of the ocean.
- There are sharks in all 5 oceans, but most sharks live in oceans located in mild or warm parts of Earth.
- While most sharks live in saltwater, some sharks like sharks can live in freshwater too.

**SHARK BEHAVIOR**

- Sharks are not social fish. Most sharks live by themselves. A few species, like the spiny dogfish, form groups called schools.
- To keep from sinking, sharks must swim constantly. They are known for their fast speeds. Most species swim up to 30 miles per hour.
- Sharks have a strong sense of smell that they use to find their food. They circle their prey and approach from under or behind.

**LIFE CYCLE OF A SHARK**

- Sharks have a unique life cycle. They can develop in three different ways, depending on the species.
- Some sharks are oviparous and lay eggs. The eggs are protected inside a leathery case that is usually attached to rocks or plants. The baby shark grows for several months inside the case before hatching.
- Other sharks are viviparous and give birth to a live baby shark, called a pup. The pup grows inside the mother shark.
- Other sharks are ovoviviparous, where the egg develops inside the mother and hatches just before or at birth.
- All sharks do not have a larval stage and are born or hatched as fully formed baby sharks, pups.
- Shark pups can swim immediately. Shark parents do not care for their babies. Pups must find food and avoid predators on their own.
- As the pup grows, it enters the juvenile stage. Juvenile sharks eat larger prey and continue to develop strength, speed, and hunting skills. They often stay in safer areas of the ocean, like shallow waters or reefs, to keep away from predators.
- Depending on the species, sharks reach adulthood between ages 3 and 35 years. The Greenland shark does not reach maturity until 50 years! Once sharks reach adulthood, they can reproduce and the life cycle begins again.

**DID YOU KNOW?**

Some species of sharks, like the great white shark, will even try to eat their own pups if the pups do not swim off soon enough after being born.

teacher guide

## SCIENCE CENTER for SHARKS

**GETTING STARTED**

Fill your center with lots of fun materials that your kids can use to investigate and explore sharks. Suggested materials include life cycle and parts of a shark posters, shark teeth replicas, plastic sharks and fish, water, etc. Also make sure to include some nonfiction shark books and vocabulary cards.

**SHARING TIME**

- Have the students who went to the science center that day tell the class what they discovered or observed and any questions they may have. We have a list of open-ended questions in this unit.
- If a child makes an exciting discovery in the science center, you can ask classmates to join you near the science center so your little scientists can share their findings and enthusiasm in just a short minute or two.
- Use a sign or chant that designates it is time for the kids to congratulate the scientist and return to their center. It can be as simple as a fist bump, high five, thumbs up or a saying like, "Good Job, Good Job Hey!"
- Your student's enthusiasm in the science center will entice others to go there tomorrow.

science center

## QUESTIONS TO ASK for SHARKS

**SCIENCE talk**

- Can you draw a picture of a shark and then label its parts?
- How does a shark breathe in the ocean?
- Why is a shark considered a fish?
- What makes sharks different from other fish?
- What does a shark's tail help it do?
- What does a shark use its fins for?
- What do you think it feels like to swim in water all day?
- How do you think a shark catches its prey?
- Would you like to live in water like sharks?
- Does a shark remind you of any other animals?
- Why do you think sharks do not chew their food?

Would you know \_\_\_\_\_?  
Do you think that \_\_\_\_\_?  
else might have caused \_\_\_\_\_?  
Can you explain your findings? Recall in your own words.  
Is it different than \_\_\_\_\_?  
I you know if \_\_\_\_\_?  
I think you could \_\_\_\_\_?  
you decide \_\_\_\_\_?  
I tell me about that? \_\_\_\_\_?  
is that work? \_\_\_\_\_?  
draw me a picture of your findings? \_\_\_\_\_?  
I happen if \_\_\_\_\_?  
you think is most important? \_\_\_\_\_?  
opened when \_\_\_\_\_?  
Would you change if \_\_\_\_\_?  
is similar to something else you \_\_\_\_\_?  
think of another way \_\_\_\_\_?  
new solution \_\_\_\_\_?  
How would you handle this problem/challenge/question?

science questions

**SHARK VIDEOS**

To help with the planning of your Shark Unit, we have curated a list of our favorite shark videos!

- Super Sharks! SciShow Kids
- Great White 3 Little Fox
- Stuck on Sharks Wild Kratts on PBS Kids
- Sharks: Predator Wild Kratt
- Sharks! Weird But True! Nat Geo Kids
- Sharks! Peekaboo
- Shark Freeze Dance The Kiboomers
- Baby Shark Pinkfong
- Going on a Shark Hunt The Kiboomers
- Shark Song Junyony

**SHARK SONGS**

To help with the planning of your Shark Unit, we have curated a list of our favorite shark songs!

**SHARK BOOKS**

To help with the planning of your Shark Unit, we have curated a list of our favorite shark books!

Click on a picture to be taken to the book on Amazon.

resource lists

# Why Teachers LOVE it:



## OPTIONS

- ✓ Variations for differentiating
- ✓ Printables in color and B&W



## EASY TO USE

- ✓ Teacher Guide
- ✓ Lesson Plans
- ✓ Cross-curricular activities



## ENGAGING

- ✓ Real Pictures
- ✓ Fun Crafts
- ✓ Hands-on Activities



# What Teachers Are Saying



“This resource was amazing for our mini shark unit for summer school. My students loved the images on the slides.”



“My students thoroughly enjoyed learning all about sharks using this fantastic resource.”




“I do a shark week every year and this was a wonderful resource to it. The students love sharks and this was great. Thank you!”



# Buy the bundle and SAVE!

- ✔ Save \$194
- ✔ Get over 40 units
- ✔ Mix of life, physical, and earth science

**CLICK HERE**



## ENDLESS SCIENCE mega bundle



# meet the team

I'm Jennifer... I am the founder and creator of A Dab of Glue Will Do and Dollar Teachers Club. I taught Kindergarten and 1st grade. I have a stash of chocolate in my desk and a Starbucks tea in my hand to keep me going. I love reading and watching my kiddos play soccer and do taekwondo.

*jennifer*



Here at A Dab of Glue Will Do, our team makes the lives of busy teachers a little easier by creating meaningful classroom resources to engage, encourage, and meet the needs of their little learners.

When you purchase from us, know that you're getting quality products made by teachers, for teachers. Customer service is our top priority, so please reach out to us with any questions or concerns.



# Join the Club!

When you join the Dollar Teachers Club, you get access to all of the printable AND digital products we've ever made, all of our freebies, exclusive members-only monthly resources, and lots more, all in ONE place. Save money, stress, and lots of time, and join the Dollar Teachers Club today!

**DOLLAR TEACHERS** club 



# Let's Connect! ❤️



Did you know we send out freebies and teacher tips every week? Want to be the first to know when we have a new product, sale, or special event?

Click the button below to join our community.

