

SPIDERS

A SCIENCE UNIT

Make learning about spiders fun and engaging!



scroll
to take a
peek
inside

PRE-K 20 activities

Here is what is included:

- ✔ Lesson plans for a week
 - ✔ PowerPoints and printable posters
 - ✔ Teacher resources to make instruction easier
 - ✔ Life cycle posters and hat
 - ✔ Sensory bin and STEM activities
 - ✔ Adorable crafts and writing center
 - ✔ Emergent readers
- ...and SO much more!

Here is a Sneak Peak:

Life Cycle Of a Spider

EGGS
Female spiders produce multiple eggs into an egg sac.

EGG SAC
The pouch where spiders keep their eggs.

SPIDER
An eight-legged arachnid spins a web.

SPIDER FACTS

FACT ONE:
Spiders have eight legs and eight eyes.

FACT TWO:
Spiders are not insects, they are arachnids.

FACT THREE:
Spiders spin webs to catch other bugs to eat, but not ALL spiders make webs.

spider **web**

hatch

SPIDERS

eggs

SPIDERLINGS

spider

SILK

spider

silks

hatch

Name: _____ **Spiders**

Name: _____ **Spiders**

Engage your students in hands-on learning and exploration all about spiders!

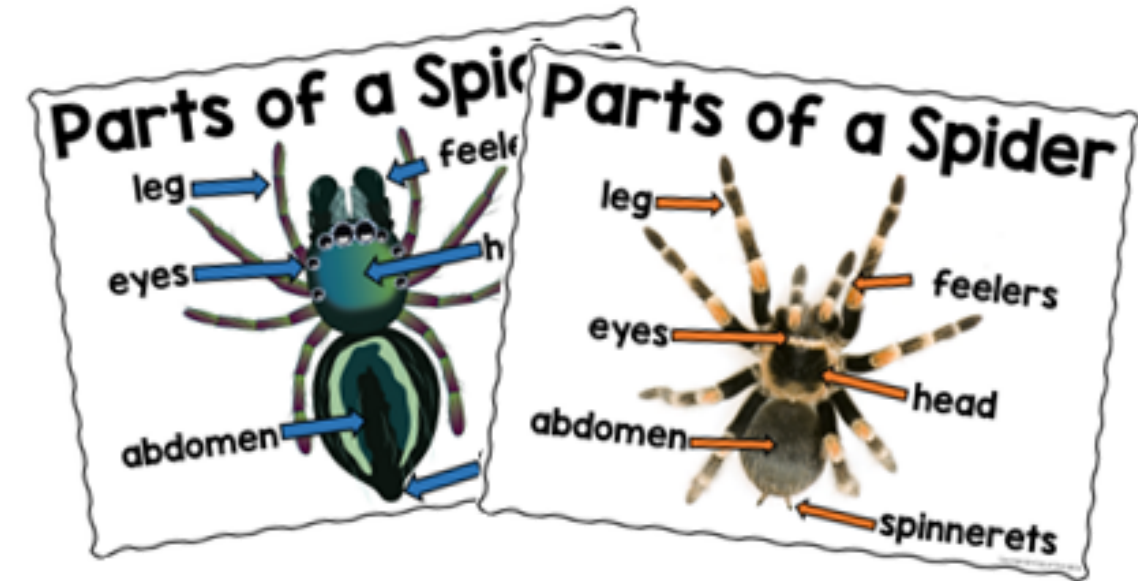
Take a Closer Look:



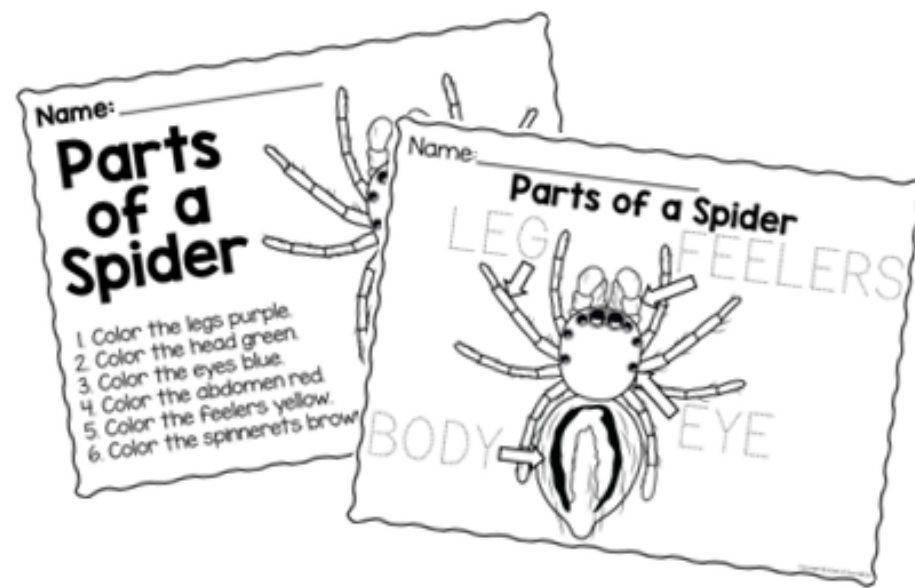
spiders powerpoint




facts emergent reader




spider parts



parts worksheets




life cycle posters



life cycle hat

Take a Closer Look:

I'M A LITTLE SPIDER
I'm a Little Spider as you can see,
(point to self)
I have eight legs and I'm happy as can be!
(point to legs)
I also have eight eyes,
(point to eyes)
That help me spy!
(pretend like you are looking out of binoculars)
I'll spin a sticky web to catch my prey,
(put opened hands together to resemble a web)
Hope it's a bug and he doesn't get away!
(rub belly)



fingerplay



spider web craft

SPIDER STEM: ITSY BITSY SPIDER
A spider can't crawl to the top of the tree without the itchy bitsy spider! The can get messy, so you may want to put the center outside.

MATERIALS:

- Sensory table or long shallow bin
- Water
- Piece of vinyl gutter
- Plastic spiders

DIRECTIONS:

- 1) Add a few pitchers of water and a piece of vinyl gutter to your table or bin.
- 2) Add spiders of different sizes and let the kids watch/wash the spiders down the spout.
- 3) Prompt the kids to move the spout lower and higher to see if it made the spider travel faster or slower.

SPIDER STEM: WEB BUILDING
Can you build a web that will hold an insect?

MATERIALS:


- Mason jar lid
- Dental floss string
- Kibbey bean
- Clear tape

DIRECTIONS:

Students can work individually, in pairs, or in small groups to complete the challenge.

- 1) Show students the mason jar lid, dental floss, and a kibbey bean and tell them that these are the materials that they'll be using during the challenge.
- 2) Have students think about insects, and plan how to create a web that will hold an insect!
- 3) Give students time to build their webs.
- 4) Ask students to talk and evaluate their design: What worked well? What didn't work well?
- 5) Give students time to reflect on learning: What did they learn from the challenge? Did they learn anything more about spiders or spiders' webs?

STEM activities



Spider Facts

- Spiders have eight legs.
- Spiders do not fly.
- Spiders can spin a web.
- Spiders can lay eggs.
- Spiders are not roaches. They are arachnids.

research craft

Where is my Spider?

My spider is in a house.

My spider is on a chair.

My spider is over the bed.

My spider is over the bed.

emergent reader

can have are


Name: _____

SPIDERS


can	have	are
-----	------	-----

can-have-are


Take a Closer Look:



definition posters




writing center



glitter web craft



math centers



bingo game



and so much more!

Why Teachers LOVE it:



OPTIONS

- ✓ Variations for differentiating
- ✓ Printables in color and B&W



EASY TO USE

- ✓ Teacher Guide
- ✓ Lesson Plans
- ✓ Cross-curricular activities



ENGAGING

- ✓ Real Pictures
- ✓ Fun Crafts
- ✓ Hands-on Activities



What Teachers Are Saying



“My students loved it! Everyone was engaged and very excited to finished it.”



“I love this resource...it includes so much information about spiders and I am glad I found it!!!”




“We did a unit on spiders in the fall. This provided me with useful information and posters to use to help teach about spiders. Thank you!”



Buy the bundle and SAVE!

- ✔ Save \$194
- ✔ Get over 40 units
- ✔ Mix of life, physical, and earth science

CLICK HERE



ENDLESS SCIENCE mega bundle



meet the team

I'm Jennifer... I am the founder and creator of A Dab of Glue Will Do and Dollar Teachers Club. I taught Kindergarten and 1st grade. I have a stash of chocolate in my desk and a Starbucks tea in my hand to keep me going. I love reading and watching my kiddos play soccer and do taekwondo.

jennifer



Here at A Dab of Glue Will Do, our team makes the lives of busy teachers a little easier by creating meaningful classroom resources to engage, encourage, and meet the needs of their little learners.

When you purchase from us, know that you're getting quality products made by teachers, for teachers. Customer service is our top priority, so please reach out to us with any questions or concerns.



Join the Club!

When you join the Dollar Teachers Club, you get access to all of the printable AND digital products we've ever made, all of our freebies, exclusive members-only monthly resources, and lots more, all in ONE place. Save money, stress, and lots of time, and join the Dollar Teachers Club today!

DOLLAR TEACHERS club 



Let's Connect!



Did you know we send out freebies and teacher tips every Sunday? Want to be the first to know when we have a new product, sale, or special event?

Click the button below to join our community.

