

SNOW

A SCIENCE UNIT

Make learning about snow fun and engaging!



scroll
to take a
peek
inside

PRE-K 24 activities

Here is what is included:

- ✔ Lesson plans for a week
- ✔ PowerPoints and printable posters
- ✔ Teacher resources to make instruction easier
- ✔ Snow life cycle posters and activities
- ✔ How snow is made posters and activities
- ✔ Snow safety lesson and activities
- ✔ Crafts, readers, crowns, and experiments
...and SO much more!

Here is a Sneak Peak:



Engage your students in hands-on learning and exploration all about snow!

Take a Closer Look:




snow powerpoint



snow activity sort




life cycle posters



life cycle hat

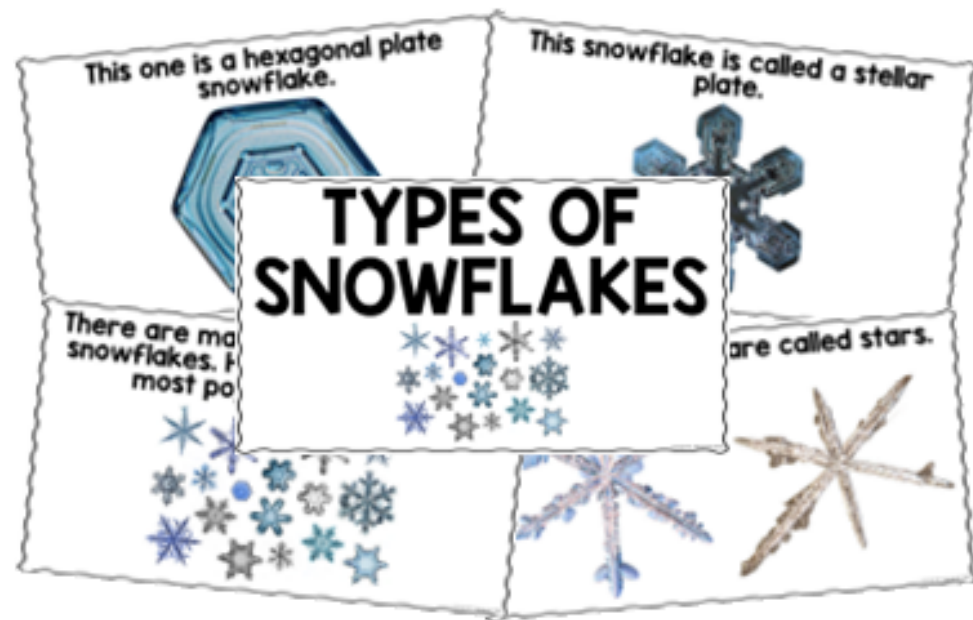


how snow is made posters




how snow is made hat

Take a Closer Look:



snowflake powerpoint



snowflake posters



snowflake craft



safety powerpoint



safety worksheets



liquid experiment

Take a Closer Look:



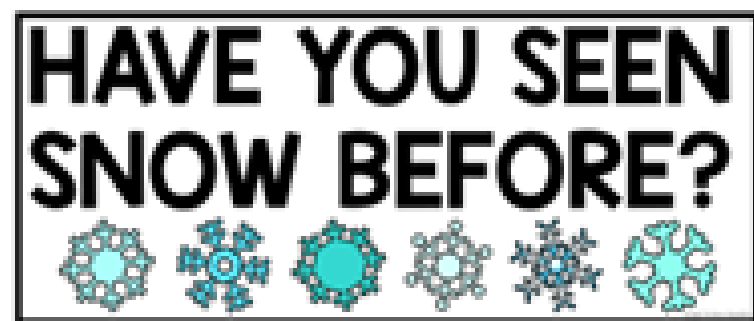
definition posters



writing center




word wall



YES **NO**

weekly question



circle maps



bingo game

Take a Closer Look:



SNOW science

MATERIALS needed

- Snow books (see list)
- Shaper
- Liquid watercolors
- Construction paper
- Blue sticks
- Eye droppers
- Copy paper
- Coloring tools
- Cups
- Scissors
- Liquid glue
- Coarse salt

M Monday

SNOW INTRODUCTION

- Read a nonfiction snow book.
- Complete the question of the week: "Have you ever seen snow before?"
- Introduce snow by completing the Snow PowerPoint.
- Make an anchor chart and have students tell you things that people do in the snow.
- Complete Snow Activity Sort as a class.
- Each day please see our selection of snow songs, books, and videos!

T Tuesday

SNOWFLAKE LIFE CYCLE

- Read a nonfiction snow book.
- Complete the Snowflake Life Cycle posters or How Snow is Made posters.
- Complete the Snow Life Cycle Hat or How Snow is Made Hat.

W Wednesday

TYPES OF SNOWFLAKES

- Read a nonfiction snow book.
- Complete the Types of Snowflakes PowerPoint.
- Complete snowflake art activity.

Th Thursday

SNOW SAFETY

- Read a nonfiction snow book.
- Complete the Snow Safety PowerPoint.
- Complete the Snow Safety Worksheet.

F Friday

SCIENCE EXPERIMENT

- Read a nonfiction snow book.
- Complete Snow, Ice, Water Experiment or Salt Crystal Snowflake Experiment.
- Complete worksheet.

lesson plans



science: **SNOW**

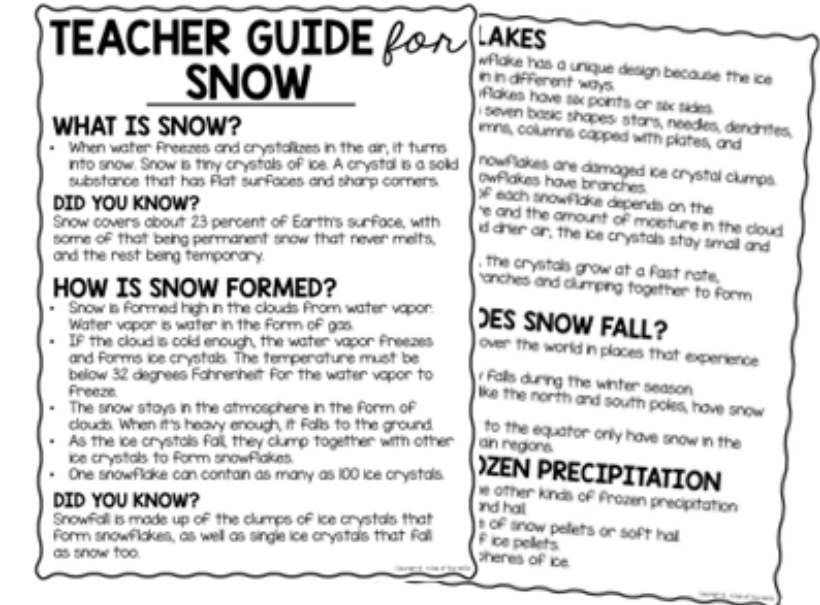
Dear Families,

We are learning all about snow this week in the classroom. We will be learning what snow is, how it is made, and even the life cycle of snow. We also will be discussing ways to stay safe in the snow.

At-Home Activity:

To learn about snow at home, discuss times you have seen snow with your child. Discuss what you did, wore, etc. and how you stayed safe and warm. If you have never seen snow with your child, search for some videos online to watch of snow falling from the sky, kids playing in snow, snowplows working, etc. Make a list with your child of all the things they would want to do in the snow!

at-home letter



TEACHER GUIDE for SNOW

WHAT IS SNOW?

- When water freezes and crystallizes in the air, it turns into snow. Snow is tiny crystals of ice. A crystal is a solid substance that has flat surfaces and sharp corners.

DID YOU KNOW?

- Snow covers about 23 percent of Earth's surface, with some of that being permanent snow that never melts, and the rest being temporary.

HOW IS SNOW FORMED?

- Snow is formed high in the clouds from water vapor. Water vapor is water in the form of gas.
- If the cloud is cold enough, the water vapor freezes and forms ice crystals. The temperature must be below 32 degrees Fahrenheit for the water vapor to freeze.
- The snow stays in the atmosphere in the form of clouds. When it's heavy enough, it falls to the ground.
- As the ice crystals fall, they clump together with other ice crystals to form snowflakes.
- One snowflake can contain as many as 100 ice crystals.

DID YOU KNOW?

- Snowfall is made up of the clumps of ice crystals that form snowflakes, as well as single ice crystals that fall as snow too.

LAKES

- A lake has a unique design because the ice in it different ways.
- Lakes have six points or six sides.
- Seven basic shapes: stars, needles, dendrites, irons, columns capped with plates, and

HOW SNOWFLAKES ARE FORMED

- Snowflakes are damaged ice crystal clumps. Snowflakes have branches.
- If each snowflake depends on the temperature and the amount of moisture in the cloud it's in, the ice crystals stay small and

HOW SNOW FALLS?

- The crystals grow at a fast rate, branches and clumping together to form
- over the world in places that experience
- like the north and south poles, have snow
- to the equator only have snow in the
- in regions.

OTHER KINDS OF FROZEN PRECIPITATION

- is other kinds of frozen precipitation and hail.
- of snow pellets or soft hail.
- of ice pellets.
- shards of ice.

teacher guide



SCIENCE CENTER for SNOW

GETTING STARTED

Fill your center with lots of fun materials that your kids can use to investigate and explore snow. This could even include real snow, ice, and cakes if you have them where you live! Make sure to include some books and vocabulary cards.

SHARING TIME

- Have the students who went to the science center that day tell the class what they discovered or observed and any questions they may have. We have a list of open-ended questions in this unit!
- If a child makes an exciting discovery in the science center, you can ask classmates to join you near the science center so your little scientist can share their findings and enthusiasm in just a short minute or two.
- Use a sign or chart that designates it is time for the kids to congratulate the scientist and return to their center. It can be as simple as a flat bump, high five, thumbs up, or a saying like, "Good Job, Good Job, Hey!"
- Your student's enthusiasm in the science center will entice others to go there tomorrow.

science center



QUESTIONS TO ASK for SNOW

- What is snow made of?
- Have you ever seen snow before?
- What does snow feel like?
- What color do you think snow is?
- Why might it switch from rain?
- What is the life cycle of snow?
- How is a snowflake made?
- What are some fun things to do in the snow?
- What do you have to wear to stay safe in the snow?
- How can you stay safe in the snow?
- What kinds of things would you do in the snow?
- What do you think happens when it snows?

SCIENCE talk

How would you know _____?

Why do you think that _____?

What else might have caused _____?

How can you explain your findings? Recall in your own words _____?

How was it different than _____?

Do you know if _____?

How did you think you could _____?

Can you decide _____?

Can you tell me about that? _____?

How does that work? _____?

Can you draw me a picture of your findings? _____?

What will happen if? _____?

What do you think is most important? _____?

What happened when _____?

What would you change if? _____?

How is this similar to something else you know? _____?

Can you think of another way _____?

Create a new solution _____?

How would you handle this problem/challenge/question? _____?

science questions



SNOW BOOKS

To help with the planning of your Snow Unit, we have curated a list of our favorite snow books!

Click anywhere on the page to be taken to our Amazon Favorites.

SNOW VIDEOS

To help with the planning of your Snow Unit, we have curated a list of our favorite snow videos!

- Where Do Snowflakes Come From? by SciShow Kids
- How a Snowflake is Formed by PBS Wild Kratts
- Dr. Binocs Snowflakes by Peekaboo Kids
- The Science of Snowflakes by PBS
- Snow and Snowflakes by Met Office

SNOW SONGS

To help with the planning of your Snow Unit, we have curated a list of our favorite snow songs!

- Let's Make a Snowman
- I'm a Little Snowman
- Snowman Freeze
- Put on Your Boots
- Snow is on my Head

resource lists

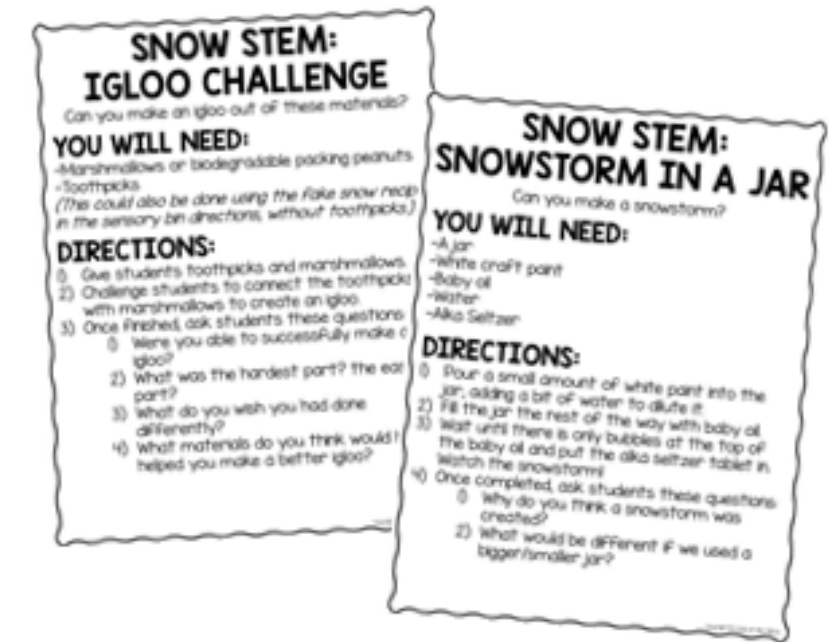
Take a Closer Look:



snow day reader



in the snow reader



STEM activities



sensory bin



fingerplay



and so much more!

Why Teachers LOVE it:



OPTIONS

- ✓ Variations for differentiating
- ✓ Printables in color and B&W



EASY TO USE

- ✓ Teacher Guide
- ✓ Lesson Plans
- ✓ Cross-curricular activities



ENGAGING

- ✓ Real Pictures
- ✓ Fun Crafts
- ✓ Hands-on Activities



What Teachers Are Saying



“This snow unit was SNOW much fun! My students learned so much and loved showing their learning through the interactive activities!”



“I love these ready to go PowerPoints & materials! Thanks for a great unit!”




“Amazing resource! Fully engaging for all our students and provides great background knowledge building skills!”



Buy the bundle and SAVE!

- ✔ Save \$194
- ✔ Get over 40 units
- ✔ Mix of life, physical, and earth science

CLICK HERE



ENDLESS SCIENCE mega bundle



meet the team

I'm Jennifer... I am the founder and creator of A Dab of Glue Will Do and Dollar Teachers Club. I taught Kindergarten and 1st grade. I have a stash of chocolate in my desk and a Starbucks tea in my hand to keep me going. I love reading and watching my kiddos play soccer and do taekwondo.

jennifer



Here at A Dab of Glue Will Do, our team makes the lives of busy teachers a little easier by creating meaningful classroom resources to engage, encourage, and meet the needs of their little learners.

When you purchase from us, know that you're getting quality products made by teachers, for teachers. Customer service is our top priority, so please reach out to us with any questions or concerns.



Join the Club!

When you join the Dollar Teachers Club, you get access to all of the printable AND digital products we've ever made, all of our freebies, exclusive members-only monthly resources, and lots more, all in ONE place. Save money, stress, and lots of time, and join the Dollar Teachers Club today!

DOLLAR TEACHERS club 



Let's Connect!



Did you know we send out freebies and teacher tips every Sunday? Want to be the first to know when we have a new product, sale, or special event?

Click the button below to join our community.

