

# SCIENCE

## ENDLESS BUNDLE

An entire school year of engaging science units!



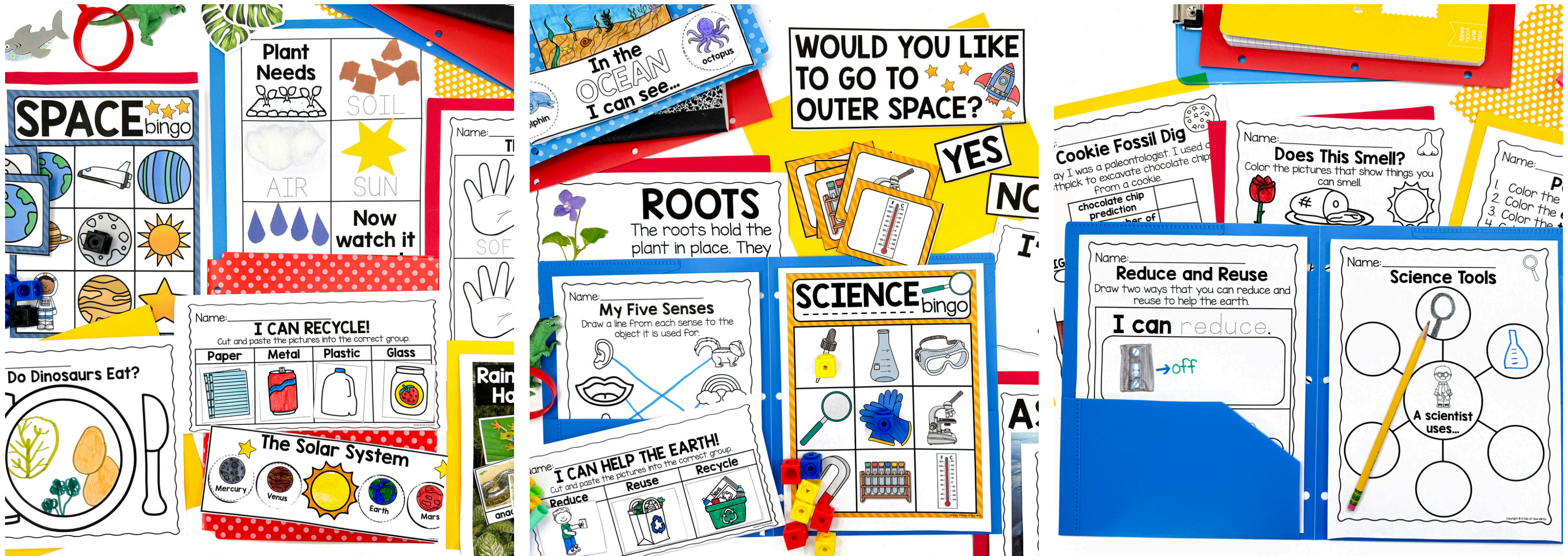
*scroll*  
to take a  
peek  
inside

**PRE-K** Over 40 units

# Here is what is included:

- ✔ 18 life science units
  - ✔ 3 physical science units -coming soon!
  - ✔ 9 earth science units
  - ✔ 22 animal study units
  - ✔ access to every new unit we create
  - ✔ teacher materials and student activities
- ...and SO much more!

# Here is a Sneak Peak:



Make teaching science easy and fun with our fun and engaging science units!

# Included Science Units:

## LIFE SCIENCE:

- ✓ Five Senses
- ✓ Apples
- ✓ Plants
- ✓ I am a Scientist
- ✓ Pumpkins
- ✓ Living and Nonliving
- ✓ Human Body
- ✓ Dental Health
- ✓ Antarctic Habitat
- ✓ Arctic Habitat
- ✓ Desert Habitat
- ✓ Forest Habitat
- ✓ Freshwater Habitat
- ✓ Mountain Habitat
- ✓ Ocean Habitat
- ✓ Savannah Habitat
- ✓ Rainforest Habitat
- ✓ Being Healthy\*

## PHYSICAL SCIENCE:

- ✓ Magnets\*
- ✓ Colors & Rainbows\*
- ✓ Force & Motion\*

\*coming soon

# Included Science Units:

## ANIMAL STUDIES:

- ✓ Bats
- ✓ Chickens
- ✓ Spiders
- ✓ Penguins
- ✓ Groundhogs
- ✓ Reindeer
- ✓ Rabbits
- ✓ Frogs
- ✓ Butterflies
- ✓ Sea Turtles
- ✓ Whales\*
- ✓ Owls
- ✓ Ants
- ✓ Beavers\*
- ✓ Salmon\*
- ✓ Ladybugs
- ✓ Coyotes\*
- ✓ Honeybees
- ✓ Dinosaurs
- ✓ Turkeys
- ✓ Polar Bears
- ✓ Sharks\*

## EARTH SCIENCE:

- ✓ Earth Day
- ✓ Space
- ✓ Weather
- ✓ Summer Season
- ✓ Fall Season
- ✓ Winter Season
- ✓ Winter Season
- ✓ Snow
- ✓ Rocks & Soil

\*coming soon


# Take a Closer Look:



Animal Adaptations



Apples



Bats Animal Study



Dinosaurs

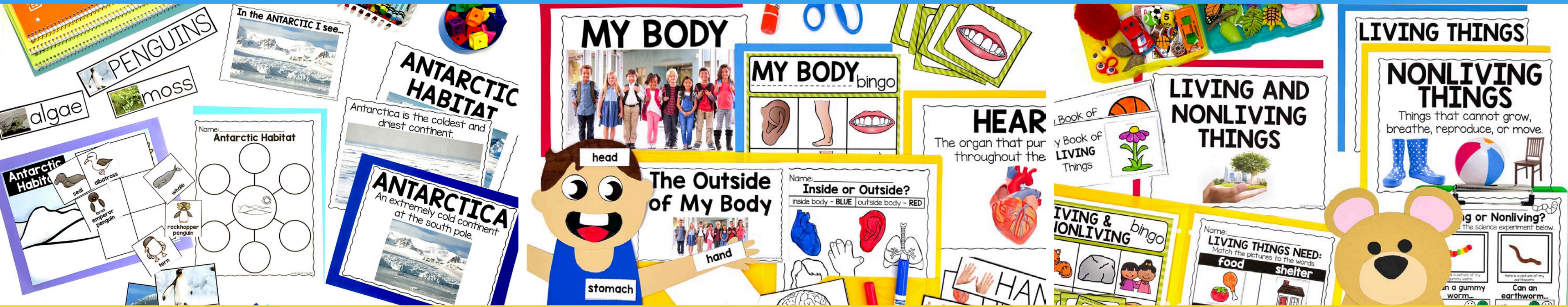


Earth Day



Five Senses

# Take a Closer Look:



Antarctic Habitat

Human Body

Living and Nonliving



I am a Scientist

Desert Habitat

Arctic Habitat

# Take a Closer Look:



Owl Animal Study



Freshwater Habitat



Penguin Animal Study



Forest Habitat



Plants

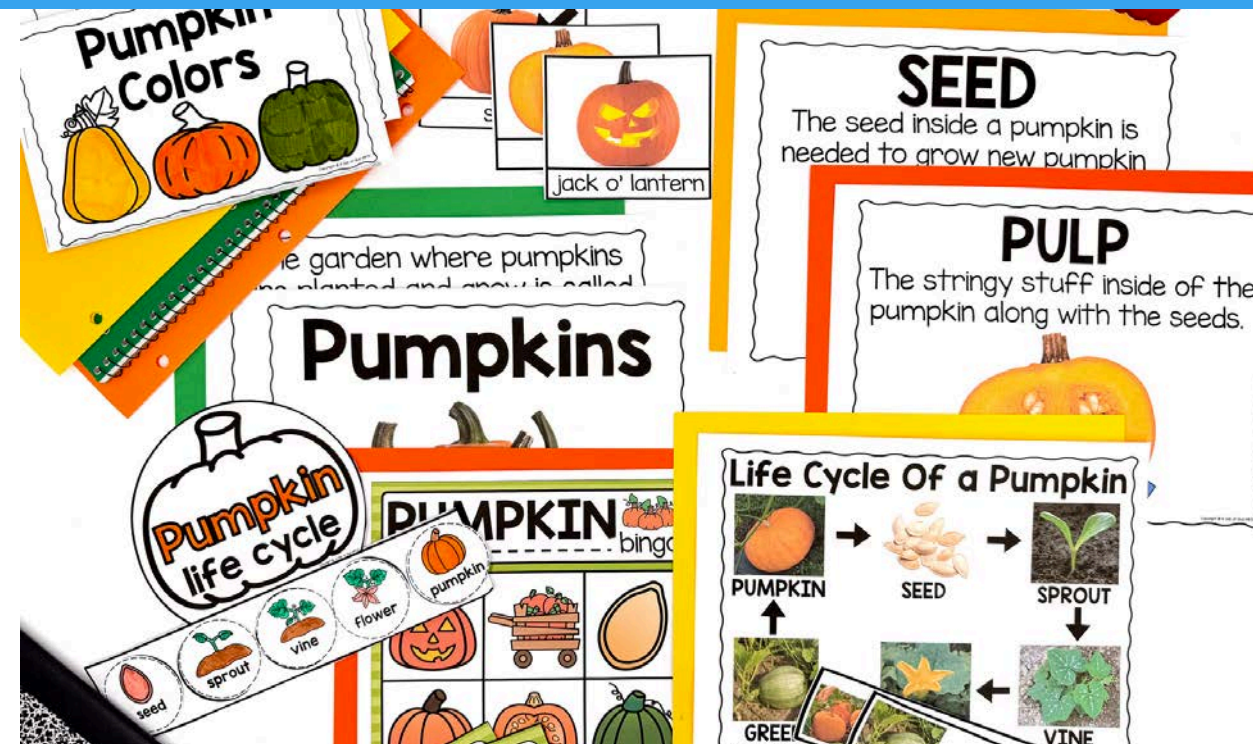


Mountain Habitat

# Take a Closer Look:



Polar Bear Animal Study




Pumpkins



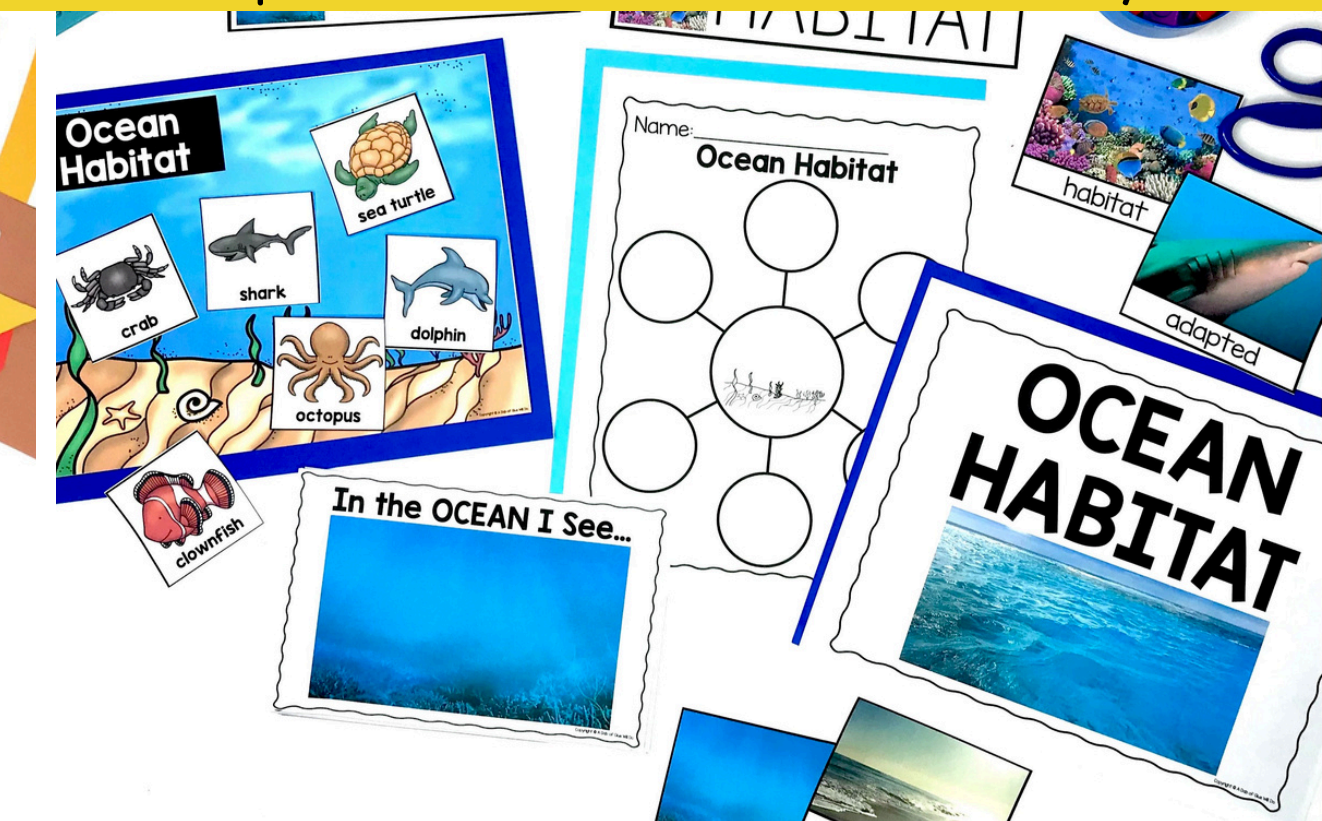
Spider Animal Study



Rainforest Habitat



Turkey Animal Study



Ocean Habitat

# Take a Closer Look:



Rabbits Animal Study

Fall Season

Summer Season



Reindeer Animal Study

Savannah Habitat

Sea Turtle Animal Study

# Take a Closer Look:

WOULD YOU LIKE TO GO TO OUTER SPACE? YES NO

SUN MOON EARTH PLANETS

An astronaut is a person who travels to and works in

## ASTRONAUTS

## THE SUN

The sun is a star that sits at the center of the solar system.

Traveling to Space

I'm going to space to see the moon (point to self and to space)  
Want to come? I'm leaving soon! (point to a friend)

The engines are beginning to roar and r (hold hands over ears)  
We are on our way, just watch us so (hand motions up to the sky)

Faster and faster through the sky (pretend to run in place)  
Isn't it cool to be able to fly? (hand motions up to the sky)

There's the moon as we turn around (turnaround in a circle one time)  
Returning to earth as we go down. (hand motions like a rocket going down)

Aries Capricorn



Space

I Can See Clouds

GIS es the

## I am a Meteorologist!


Draw a picture to help complete the forecast.

yesterday's weather	today's weather	I think tomorrow's weather will be

Name: \_\_\_\_\_

## I know about the weather

SUNNY CLOUD



Weather

bitter

chocolate

sour

lemon

salty

sweet

Name: \_\_\_\_\_

Taste	Food	Taste
bitter		chocolate
salty		pretzel
sweet		sweet



And so much more!

# Here's What You'll Get:

**BUTTERFLY science**

**ADAPTATIONS science**

**MATERIALS needed**

- Adaptations books (see list)
- Construction paper
- Glue
- Scissors
- Coloring tools
- Stapler

**M Monday**

**ADAPTATIONS INTRODUCTION**

- Read a nonfiction animal adaptations book.
- Complete behavioral and structural adaptations sort (see directions page).
- Each day please use our selection of Animal Adaptation songs, books, and videos!

**T Tuesday**

**STRUCTURAL ADAPTATIONS**

- Read a nonfiction animal adaptations book.
- Complete Structural Adaptations PowerPoint.
- Complete Structural Adaptations Flipbook.

**W Wednesday**

**BEHAVIORAL ADAPTATIONS**

- Read a nonfiction animal adaptations book.
- Complete Behavioral Adaptations PowerPoint.
- Complete Behavioral Adaptations Worksheet.

**Th Thursday**

**ANIMAL ADAPTATIONS BY HABITAT**

- Read a nonfiction animal adaptations book.
- Complete the Animal Adaptations Compare Activity (see activity directions for more information).
- Complete Animal Adaptations Writing Response.
- Optional: Complete the Rubber Experiment.

**F Friday**

**BUILD YOUR OWN ANIMAL**

- Read a nonfiction animal adaptations book.
- Review the adaptation picture cards.
- Complete Build Your Own Animal Craft.

**MATERIALS needed**

- Butterfly books (see list)
- Glue
- Coloring tools
- Stapler

**M Monday**

**BUTTERFLY INTRODUCTION**

- Read a nonfiction butterfly book.
- Introduce butterflies by completing the Butterfly Facts PowerPoint.
- Answer the question of the week.
- Read and complete the Butterfly Emergent Reader.
- Complete Can-Have-Are Activity.
- Each day please use our selection of butterfly songs, books, and videos!

**T Tuesday**

**PARTS OF A BUTTERFLY**

- Read a nonfiction butterfly book.
- Using the Parts of a Butterfly poster, introduce the different parts that make up a butterfly.
- Complete Parts of a Butterfly worksheet.

**W Wednesday**

**BUTTERFLY LIFE CYCLE**

- Read a nonfiction butterfly book.
- Introduce the Butterfly Life Cycle poster.
- Complete the Butterfly Life Cycle worksheet and/or hat.

**Th Thursday**

**BUTTERFLY FACT OR FICTION**

- Read the Butterfly Fact or Fiction book.
- Complete the Butterfly Fact or Fiction activity as a whole group or individually.
- Optional: Craft out portion of Frisby's research craft.

**F Friday**

**BUTTERFLY FACT OR RESEARCH CRAFT**

- Read a nonfiction butterfly book.
- Complete the Butterfly Craft and Fact book or Reader's book.

**MATERIALS needed**

- Space books (see list)
- Glue
- Coloring tools
- Construction paper
- Stapler
- Scissors
- Paper Plate
- White Flour
- Glitter
- Flour Brush

**M Monday**

**SPACE AND SOLAR SYSTEM INTRODUCTION**

- Read a nonfiction space book.
- Answer the question of the week: What do you like to go to outer space?
- Complete the Planets PowerPoint.
- Complete the Planets Flipbook or Planets Hat.
- Complete Solar System Craft.
- Each day please use our selection of Space songs, books, and videos!

**T Tuesday**

**THE SUN**

- Read a nonfiction book about the sun.
- Complete the Sun PowerPoint.
- Complete the Sun Craft Hat.

**W Wednesday**

**THE MOON**

- Read a nonfiction book about the moon.
- Complete the Moon PowerPoint.
- Complete the Moon Craft Hat.

**Th Thursday**

**THE STARS**

- Read a nonfiction book about stars.
- Complete the Stars PowerPoint.
- Complete the Stars Craft Hat.

**F Friday**

**ASTRONAUTS**

- Read a nonfiction book about astronauts.
- Complete the Astronaut PowerPoint.
- Complete Astronaut Craft Hat.

**science: ANTS**

Dear Families,

We are learning all about ants in the classroom this week. We will be exploring the different parts of an ant, the life cycle of an ant, and other fun ant facts. Ask your child to share ant facts with you this week!

**At-Home Activity:**

You can learn all about ants at home! Go on an "ant walk" with your child. Walk around the outside of your home or around your neighborhood and look for ants. If you find some, look for their anthills/holes and spend a few minutes observing ants. Ask your child what they think the ants are doing. Watch for a long time, you may even see an ant carrying something back to its nest!

**science: I AM A SCIENTIST**

Dear Families,

We are learning all about being a scientist in the classroom this week. A scientist's job is very important, as well as the tools they use. This week we will learn all about those tools, such as a microscope, hand lens, and balance, and how to be safe while using them. We also will be learning how to investigate, explore, and do experiments - just like real scientists!

**At-Home Activity:**

There are lots of ways to learn about scientists and science at home! This week, head to your collection of books or the local library and find some non-fiction science books to read together with your child. Talk about how science is everywhere and involve them in things like cooking and baking, or even search for a simple science experiment online to do together.

**TEACHER GUIDE for PENGUINS**

**PENGUINS**

- Penguins are a type of aquatic bird. Birds are classified by being warm blooded, laying eggs, and by having an outer covering of feathers and wings.
- Penguins differ from other birds since they can't fly.
- There are 18 different species of penguins.

**WHERE DO PENGUINS LIVE**

- All 18 species of penguins live in the Southern Hemisphere. Any penguins living in other parts of the world are typically in zoos, aquariums, or other type of human-made animal habitats.
- Penguins are found on every continent in the Southern Hemisphere. Many well-known species like the emperor penguin can be found in Antarctica. Other penguins like blue penguins, can be found in Australia and New Zealand.
- Most penguins live on islands and remote parts of continents that are free from land predators.
- Penguins live in different climates depending on the species. Some penguins, like the Galapagos penguins, live on tropical islands and others, like emperor penguins, live on pack ice and in the waters of Antarctica.
- Penguins are adapted for living in the sea and on land. Some species can spend months at a time at sea.
- Penguins are often found near nutrient-rich, cold-water currents that have a large supply of food available.

**CHARACTERISTICS**

They are known for their stocky, short-legged bodies. Species of penguins like the blue penguin, are only 16 inches tall and weigh about 2 pounds. Other species like the emperor penguin can be up to 45 inches tall and weigh between 50-100 pounds. Most penguins are black on top and white on the bottom. Some have lines of white on their upper chest and spots of white on their wings.

Most penguins have orange and yellow on the sides of their heads. They have wings, but their wings are not used for flying. They are adapted to be long flippers to help them swim. They have short, stiff, wedge-shaped legs and feet that are set far back on their bodies. This helps them stay upright. They have webbed feet that help them swim. They have a bill that helps them catch their prey. They have a long, hooked beak that helps them catch their prey. They have a long, hooked beak that helps them catch their prey.

**DIET**

Most penguins eat either krill, squid, or fish. Some penguins, like the emperor penguin, eat krill, while others, like the king penguin, eat fish. They have a long, hooked beak that helps them catch their prey. They have a long, hooked beak that helps them catch their prey.

lesson plans

at-home letters

teacher guides

**SCIENCE CENTER for ANTS**

**GETTING STARTED**

Fill your center with lots of fun materials that your students can use to investigate and explore ants. Suggested materials to include are ant life cycle cards, toy ants, etc. Another option is to order an ant farm online and set it up in your science center for students to observe real ants! You can search on Google and find many options. Make sure to include some books and vocabulary cards in your center as well.

**SHARING TIME**

Students who went to the science center that day can tell the class what they discovered or observed and any questions they may have. We have a list of open-ended questions in this unit.

If a child makes an exciting discovery in the science center, you can ask classmates to join you near the science center so your little scientist can share their findings and enthusiasm in just a short minute or two. Use a sign or chart that designates it is time for the kids to congratulate the scientist and return to their center. It can be as simple as a fist bump, high five, thumbs up, or a saying like, "Good Job, Good Job, Hey! Your student's enthusiasm in the science center will entice others to go there tomorrow."

**SCIENCE CENTER for APPLES**

**GETTING STARTED**

Fill your center with lots of fun materials that your kids can use to investigate and explore apples. Suggested materials to include are different color apples, whole apples and slices, separated pieces of an apple including the stem, core, flesh, seeds, and skin, magnifying glasses, etc. Make sure to include some books and vocabulary cards in your center as well.

**SHARING TIME**

Have the students who went to the science center that day tell the class what they discovered or observed and any questions they may have. We have a list of open-ended questions in this unit.

If a child makes an exciting discovery in the science center, you can ask classmates to join you near the science center so your little scientist can share their findings and enthusiasm in just a short minute or two. Use a sign or chart that designates it is time for the kids to congratulate the scientist and return to their center. It can be as simple as a fist bump, high five, thumbs up, or a saying like, "Good Job, Good Job, Hey! Your student's enthusiasm in the science center will entice others to go there tomorrow."

**BUTTERFLY BOOKS**

To help with the planning of your Butterfly Unit, we have curated a list of our favorite butterfly books!

Click a picture to be taken to the book on Amazon.

**APPLE VIDEOS**

To help with the planning of your Five Senses Unit, we have curated a list of our favorite apple videos!

**I AM A SCIENTIST SONGS**

To help with the planning of your Scientist Unit, we have curated a list of our favorite science songs!

**QUESTIONS TO ASK for BUTTERFLIES**

- Can you draw a picture of a butterfly and label its parts?
- A butterfly is an insect, what do you know about it?
- What is different about butterflies and other insects?
- Where might you see butterflies?
- Why do butterflies have such proboscises?
- Why are butterflies helpful to the earth?
- Do butterflies remind you of insects or animals?
- Can you retell the steps of a butterfly's life cycle?
- Do all caterpillars turn into butterflies?
- Why do you think butterflies eat?

**SCIENCE talk**

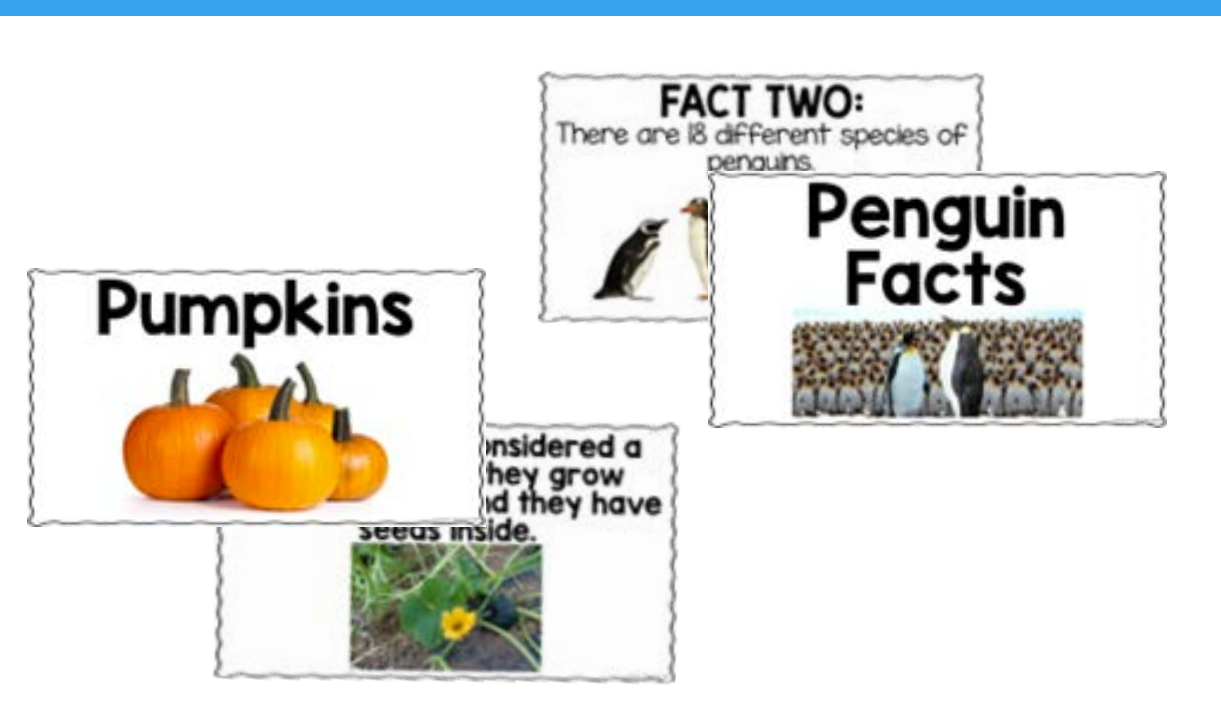
How would you know \_\_\_\_\_? Why do you think that \_\_\_\_\_? What else might have caused \_\_\_\_\_? How can you explain your findings? Recall in your own words \_\_\_\_\_? How was it different than \_\_\_\_\_? Do you know if \_\_\_\_\_? Do you think you could \_\_\_\_\_? How did you decide \_\_\_\_\_? Can you tell me about that? How does that work? Can you draw me a picture of your findings? What will happen if \_\_\_\_\_? What do you think is most important? What happened when \_\_\_\_\_? What would you change if \_\_\_\_\_? How is this similar to something else you know? Can you think of another way \_\_\_\_\_? Create a new solution. How would you handle this problem/challenge/question?

teacher guides

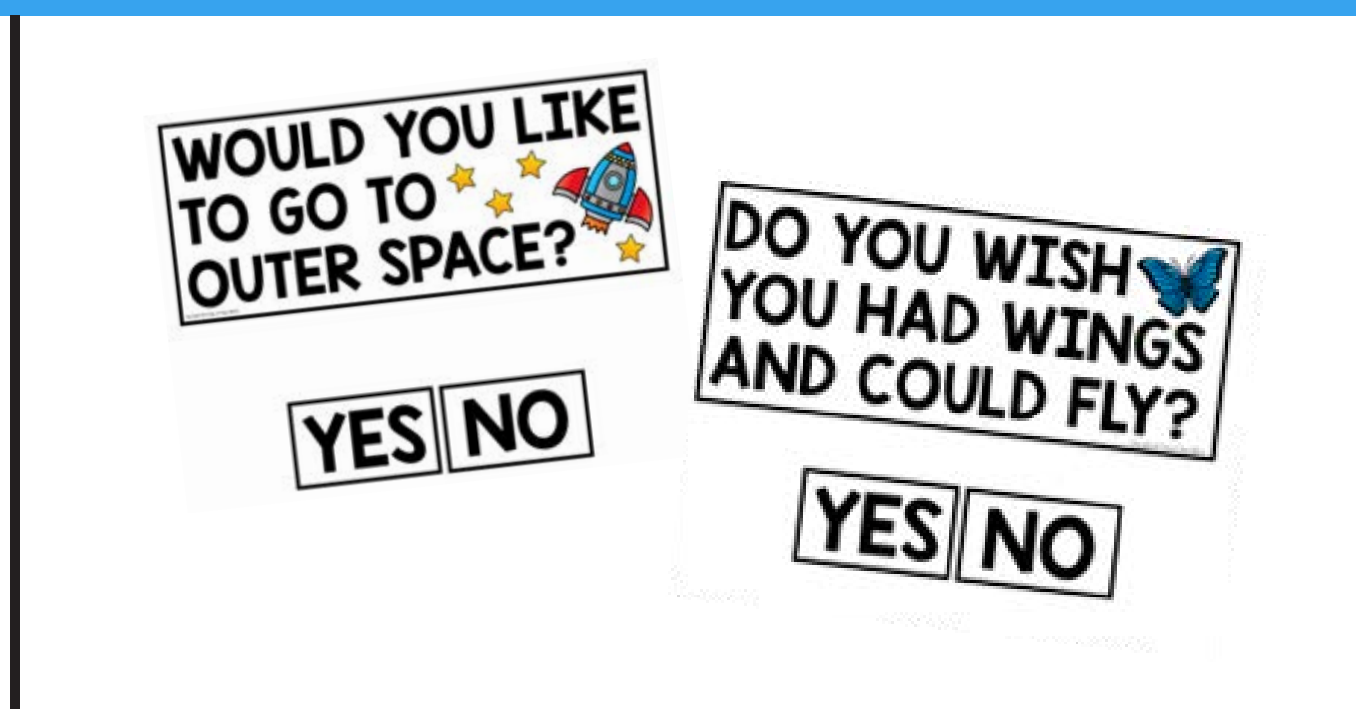
resource lists

science questions

# Here's What You'll Get:



PowerPoints



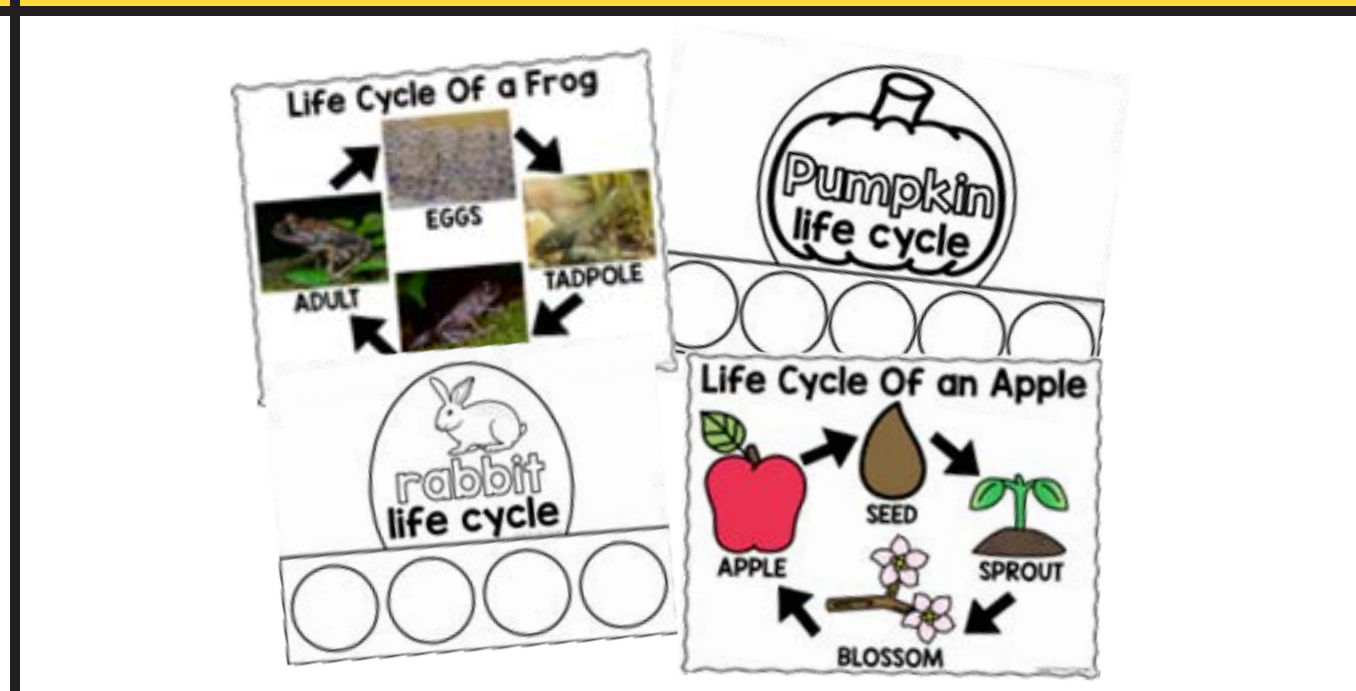
weekly questions



centers



parts activities


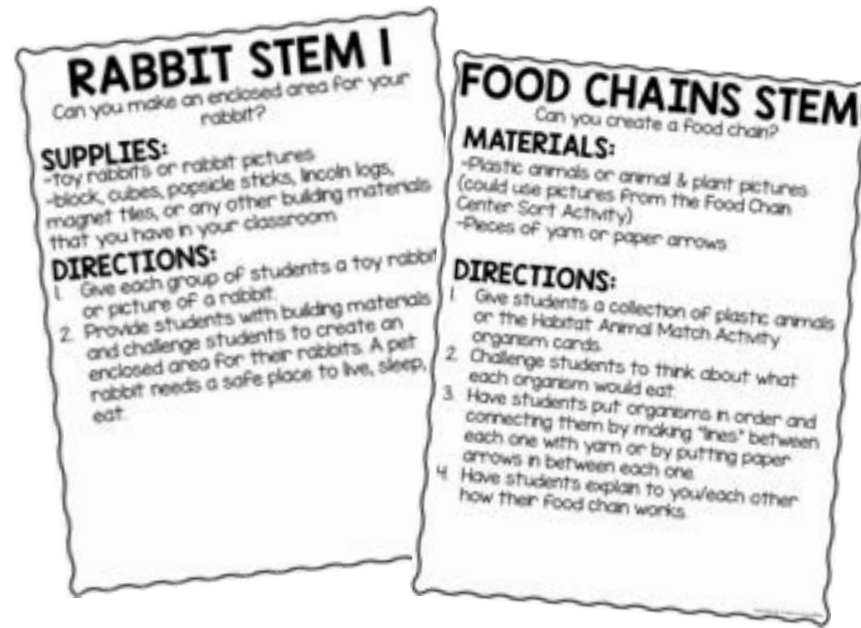


life cycle activities



crafts



# Here's What You'll Get:



STEM activities

sorts

bingo games




fingerplays


emergent readers

experiments


# Here's What You'll Get:




worksheets



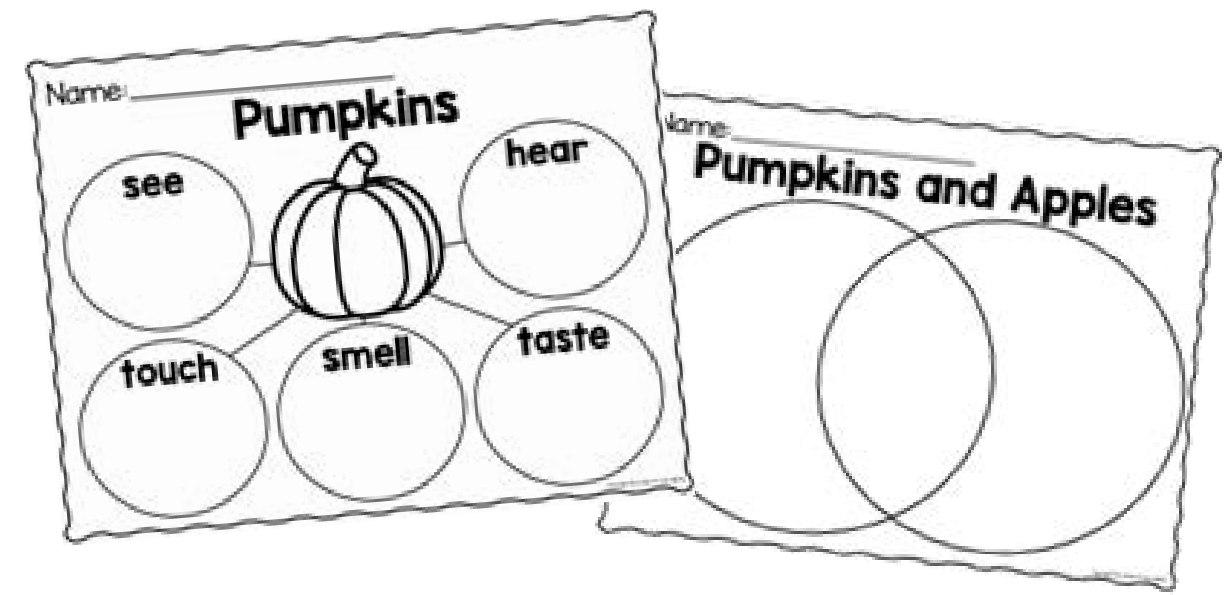
flip and mini-books



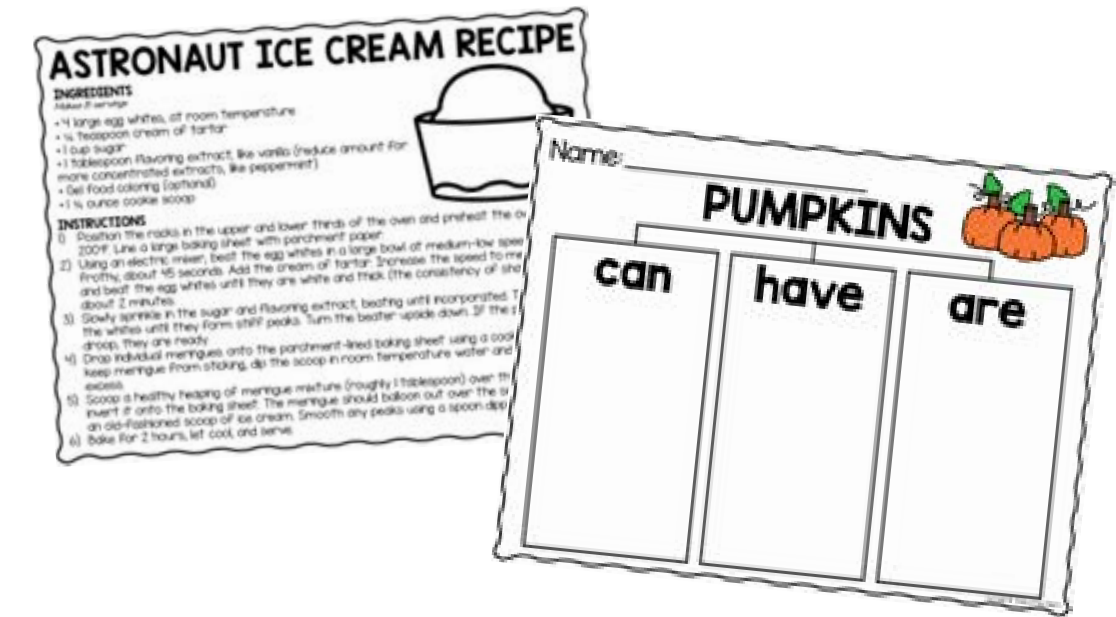
fact crafts



class journals & books



graphic organizers



and SO much more!

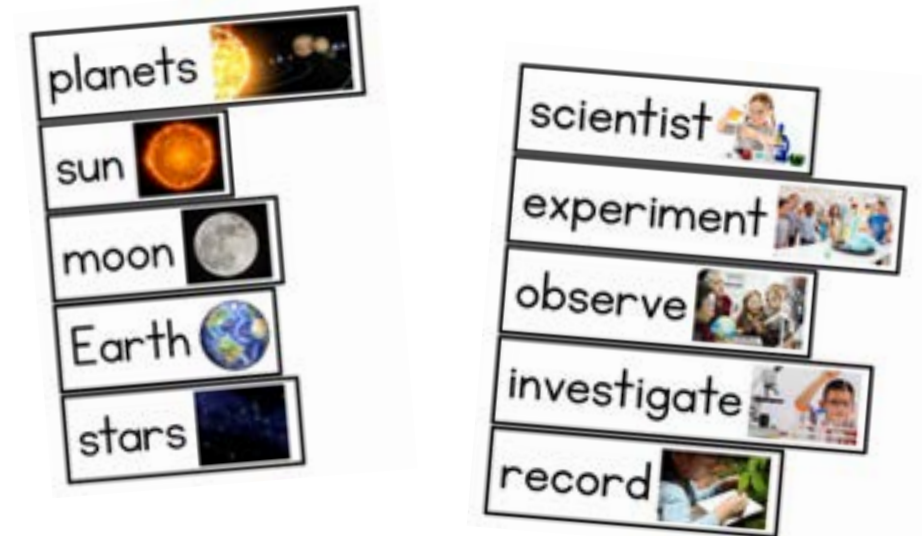
# Here's What You'll Get:




writing centers



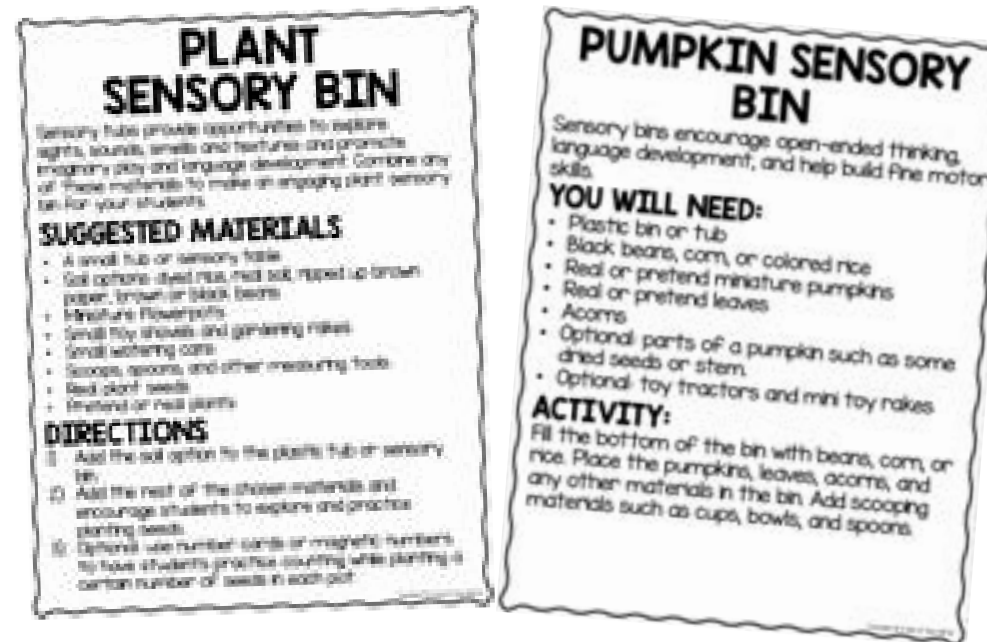
definition posters



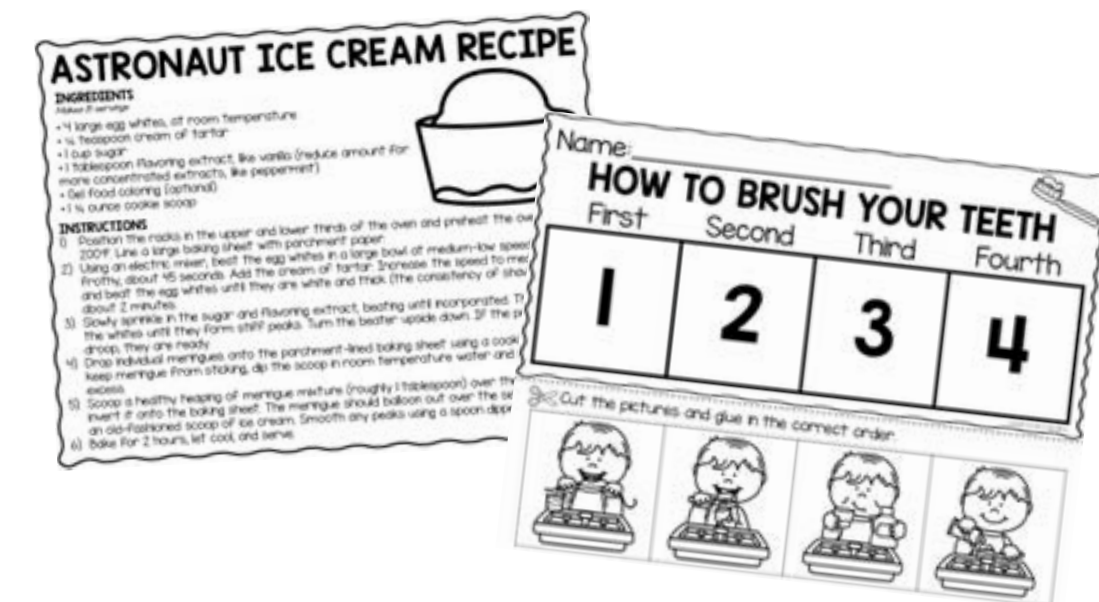
word walls



circle maps

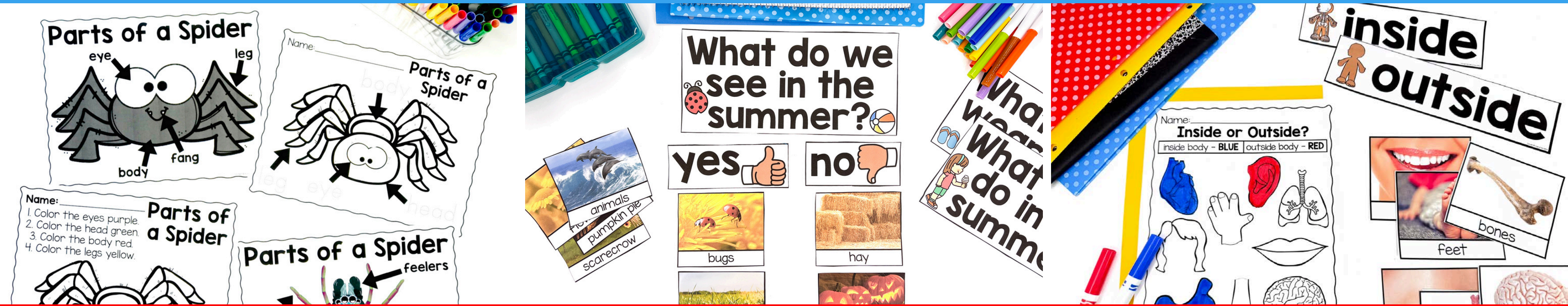


sensory bins



and so much more!

# These are Perfect for:



unit studies

centers or stations

independent work



cross-curricular plans

homeschool curriculum

brain breaks

# Why Teachers LOVE it:



## OPTIONS

- ✓ Variations for differentiating
- ✓ Printables in color and B&W



## EASY TO USE

- ✓ Teacher Guide
- ✓ Lesson Plans
- ✓ Cross-curricular activities



## ENGAGING

- ✓ Real Pictures
- ✓ Fun Crafts
- ✓ Hands-on Activities



# What Teachers Are Saying



“I love this resource. It includes a variety of topics to use throughout the year and has been a great addition to the science center!”



“The information included is accurate and the images used in each unit are wonderful and realistic. I can’t wait to see what is added next!”



“Your resources are literally my go-to for every science concept that I teach. Thank you so much for creating such amazing content!”



# meet the team

I'm Jennifer... I am the founder and creator of A Dab of Glue Will Do and Dollar Teachers Club. I taught Kindergarten and 1st grade. I have a stash of chocolate in my desk and a Starbucks tea in my hand to keep me going. I love reading and watching my kiddos play soccer and do taekwondo.

*jennifer*



Here at A Dab of Glue Will Do, our team makes the lives of busy teachers a little easier by creating meaningful classroom resources to engage, encourage, and meet the needs of their little learners.

When you purchase from us, know that you're getting quality products made by teachers, for teachers. Customer service is our top priority, so please reach out to us with any questions or concerns.



# Join the Club!

When you join the Dollar Teachers Club, you get access to all of the printable AND digital products we've ever made, all of our freebies, exclusive members-only monthly resources, and lots more, all in ONE place. Save money, stress, and lots of time, and join the Dollar Teachers Club today!

**DOLLAR TEACHERS** club 



# Let's Connect!



Did you know we send out freebies and teacher tips every Sunday? Want to be the first to know when we have a new product, sale, or special event?

Click the button below to join our community.

