

FIVE SENSES

A SCIENCE UNIT

Teach your young learners all about the five senses!



scroll
to take a
peek
inside

PRE-K 28 activities

Here is what is included:

- ✔ Week-long lesson plans
- ✔ PowerPoints and posters for all five senses
- ✔ Teacher resources to make instruction easier
- ✔ Hands-on, engaging five senses centers
- ✔ Five senses worksheets and crafts
- ✔ Emergent readers and bingo game
- ✔ Five senses sort and writing center

...and SO much more!

Here is a Sneak Peek:



Engage your young learners with hands-on and exciting learning activities all about the five senses!

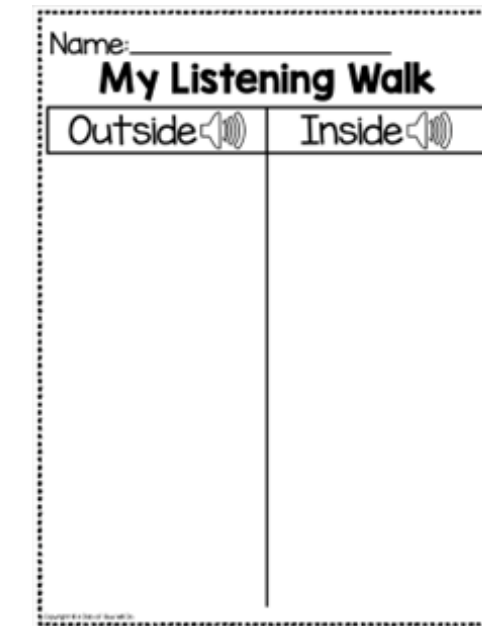
Take a Closer Look:



5 senses powerpoint



hearing powerpoint



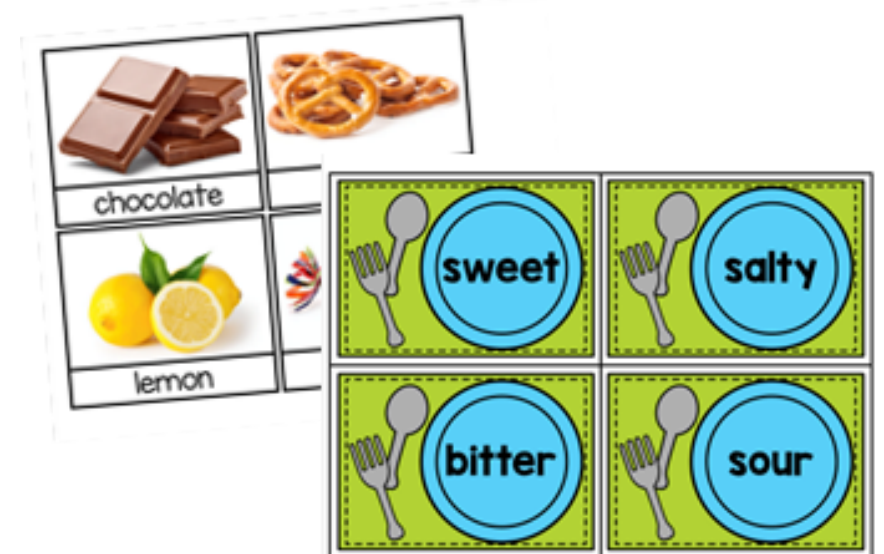
listening walk



hearing worksheet



taste powerpoint



taste activity


Take a Closer Look:




taste worksheet



smell powerpoint



smell activity



smell worksheet

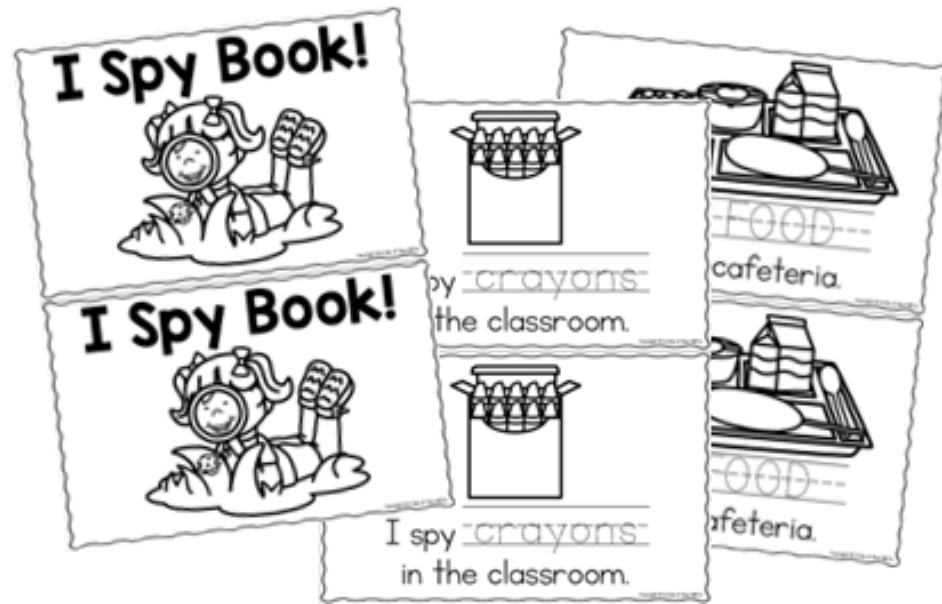


sight powerpoint



camera craft

Take a Closer Look:




I spy book



touch powerpoint



touch activity



taste center




touch center



five senses craft

Take a Closer Look:



FIVE SENSES science

MATERIALS needed

• Paper plates	• Glue	• Scissors	• Five Senses books (see list)
• Paper bags	• Craft sticks	• Glue	• Glue
• Glue	• Sandpaper	• Glue	• Glue
• Glue	• Cotton balls	• Glue	• Glue

M **FIVE SENSES INTRODUCTION AND HEARING**
-Read a nonfiction five senses book.
-Complete Five Senses Introduction and Hearing PowerPoint.
-Read The Listening Walk or write online and go for your own Listening Walk.
-Complete Can you hear 27 Worksheet.
Each Day please see our selection of Five Senses songs, books, and videos!

T **TASTE**
-Read a nonfiction five senses book about taste.
-Sing Five Senses Song.
-Complete Taste PowerPoint.
-Complete the Taste Activity Experiment.
-Complete the Taste Worksheet.

W **SMELL**
-Read a nonfiction five senses book about smell.
-Sing Five Senses Song.
-Complete Smell PowerPoint.
-Complete the Smell Activity Experiment.
-Complete the Smell Worksheet.

Th **SIGHT**
-Read a nonfiction five senses book about sight.
-Sing Five Senses Song.
-Complete Sight PowerPoint.
-Complete Camera Craft.
-Walk around the school and take pictures of things they see.
-Complete I Spy Book.

F **TOUCH**
-Read a nonfiction five senses book about touch.
-Sing Five Senses Song.
-Complete Touch PowerPoint.
-Complete the Touch Activity Experiment.
-Complete the How Does It Feel Worksheet.

lessons plans



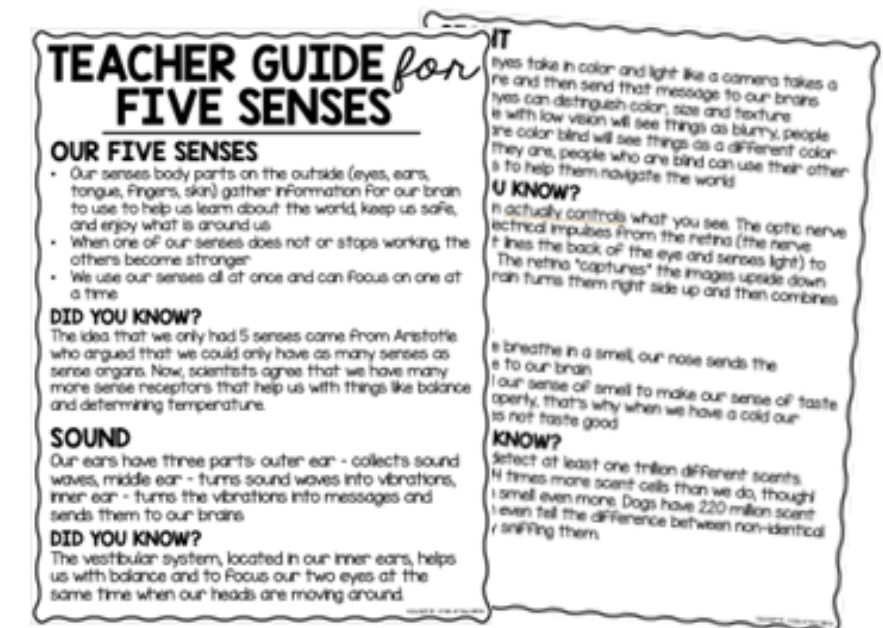
science: **FIVE SENSES**

Dear Families,
We are learning All About our Five Senses in the classroom this week. We are studying our sense of smell, sight, sound, taste, and touch. Using our five senses we are guessing and describing what objects are...just like real scientists!

At Home Activity:
To learn about the five senses at home - you can find an empty box with a lid and cut a small hole in it, just big enough for a hand to fit. Fill the box with different items and pass the box around having family members use their five senses to try and guess what the object is without seeing it.

Copyright © All of the 4th Gr.

at-home letter



TEACHER GUIDE for FIVE SENSES

OUR FIVE SENSES

- Our senses body parts on the outside (eyes, ears, tongue, fingers, skin) gather information for our brain to use to help us learn about the world, keep us safe, and enjoy what is around us.
- When one of our senses does not or stops working, the others become stronger.
- We use our senses all at once and can focus on one at a time.

DID YOU KNOW?
The idea that we only had 5 senses came from Aristotle who argued that we could only have as many senses as sense organs. Now, scientists agree that we have many more sense receptors that help us with things like balance and determining temperature.

SOUND
Our ears have three parts: outer ear - collects sound waves, middle ear - turns sound waves into vibrations, inner ear - turns the vibrations into messages and sends them to our brain.

DID YOU KNOW?
The vestibular system, located in our inner ears, helps us with balance and to focus our two eyes at the same time when our heads are moving around.

IT
Eyes take in color and light like a camera takes a picture and then send that message to our brains. Eyes can distinguish color, size and texture. People with low vision will see things as blurry, people who are blind will see things as different colors. They are, people who are blind can use their other senses to help them navigate the world.

U KNOW?
It actually controls what you see. The optic nerve carries electrical impulses from the retina (the nerve at the back of the eye and senses light) to the brain. The retina "captures" the images upside down and then turns them right side up and then combines them.

KNOW?
It breathes in a smell, our nose sends the message to our brain. Our sense of smell to make our sense of taste is not taste good.

KNOW?
Detect at least one trillion different scents. It smells even more. Dogs have 220 million scent receptors. Even tell the difference between non-identical scents.

teacher guide



SCIENCE CENTER for FIVE SENSES

GETTING STARTED
Fill your center with lots of fun materials that your kids can use to investigate and explore their five senses. Include things to touch and smell, different things that are interesting to look at, and items that students can make noise with. We recommend leaving "taste" items out of your science center and instead doing a supervised taste activity. Make sure to include some books and vocabulary cards in your center as well.

SHARING TIME

- Have the students who went to the science center that day tell the class what they discovered or observed and any questions they may have. We have a list of open-ended questions in this unit.
- If a child makes an exciting discovery in the science center, you can ask classmates to join you near the science center so your little scientist can share their findings and enthusiasm in just a short minute or two.
- Use a sign or chant that designates it is time for the kids to congratulate the scientist and return to their center. It can be as simple as a fist bump, high five, thumbs up, or a saying like, "Good Job, Good Job, Hey!"
- Your student's enthusiasm in the science center will entice others to go there tomorrow.

science center



QUESTIONS TO ASK for FIVE SENSES

SCIENCE talk

FIVE SENSES
Why are our 5 senses important to us?

What do you think would happen if I couldn't use our sense of: touch, to smell, sight, hearing. This may lead to discussion of visually and hearing-impaired people.

Can you recall what sense you use to see a rainbow in the sky, to know someone is popping popcorn, to pet a soft puppy, to eat? Describe what happens to your sense when you have a cold.

TOUCH
Can you explain the difference between a piece of rough sandpaper or cotton ball?

How would you know _____?
Why do you think that _____?
What else might have caused _____?
How can you explain your findings? Recall in your own words.
How was it different than _____?
How will you know if _____?
Do you think you could _____?
How did you decide _____?
Can you tell me about that? How does that work?
Can you draw me a picture of your findings?
What will happen if? _____?
What do you think is most important? _____?
What happened when _____?
How would you change if? _____?
How is this similar to something else you know?
Can you think of another way _____?
Create a new solution.
How would you handle this problem/challenge/question?

science questions



FIVE SENSES VIDEOS
To help you with your planning of your Five Senses Unit, we have curated a list of our favorite Five Senses VIDEOS!

FIVE SENSES SONGS
To help you with your planning of your Five Senses Unit, we have curated a list of our favorite Five Senses SONGS!

FIVE SENSES BOOKS
To help you with your planning of your Five Senses Unit, we have curated a list of our favorite Five Senses BOOKS!

Click anywhere on the page to be taken to our Amazon Favorites.

resource lists

Take a Closer Look:




definition posters




writing center



word wall



sight center



circle maps



bingo game


Take a Closer Look:



draw 4 things




smell center



matching sheet



5 senses sort



drawing worksheet



and so much more!

Why Teachers LOVE it:



OPTIONS

- ✓ Variations for differentiating
- ✓ Printables in color and B&W



EASY TO USE

- ✓ Teacher Guide
- ✓ Lesson Plans
- ✓ Cross-curricular activities



ENGAGING

- ✓ Real Pictures
- ✓ Fun Crafts
- ✓ Hands-on Activities



What Teachers Are Saying



“This was a great resource for our 5 senses week. I love the colorful photographs and the 5 senses Potato Head craft was PERFECT!”



“Such a great unit! There were plenty of activities and we stretched it out over two weeks.”




“Plenty of great activities to choose from to suit the needs of all students. Perfect for planning our 5 senses unit.”



Buy the bundle and SAVE!

- ✔ Save over \$190
- ✔ Get over 50 units
- ✔ Includes over 20 animal studies

CLICK HERE



SCIENCE ENDLESS BUNDLE



PRE-K Over 40 units

meet the team

I'm Jennifer... I am the founder and creator of A Dab of Glue Will Do and Dollar Teachers Club. I taught Kindergarten and 1st grade. I have a stash of chocolate in my desk and a Starbucks tea in my hand to keep me going. I love reading and watching my kiddos play soccer and do taekwondo.

jennifer



Here at A Dab of Glue Will Do, our team makes the lives of busy teachers a little easier by creating meaningful classroom resources to engage, encourage, and meet the needs of their little learners.

When you purchase from us, know that you're getting quality products made by teachers, for teachers. Customer service is our top priority, so please reach out to us with any questions or concerns.



Join the Club!

When you join the Dollar Teachers Club, you get access to all of the printable AND digital products we've ever made, all of our freebies, exclusive members-only monthly resources, and lots more, all in ONE place. Save money, stress, and lots of time, and join the Dollar Teachers Club today!

DOLLAR TEACHERS club 



Let's Connect!



Did you know we send out freebies and teacher tips every Sunday? Want to be the first to know when we have a new product, sale, or special event?

Click the button below to join our community.

