


MARY HAD A LITTLE LAMB ACTIVITY PACK

Encourage early literacy skills with popular stories!



scroll
to take a
peek
inside


Here is what is included:

- ✔ Over 254 printable pages
- ✔ Large teacher books for presenting
- ✔ Half-page students readers in color and B&W
- ✔ Rhyming, syllable, and sequencing activities
- ✔ Math centers and STEM activities
- ✔ Interactive journal and pocket chart center
- ✔ Engaging crafts and popsicle stick puppets
...and SO much more!

Take a Closer Look:



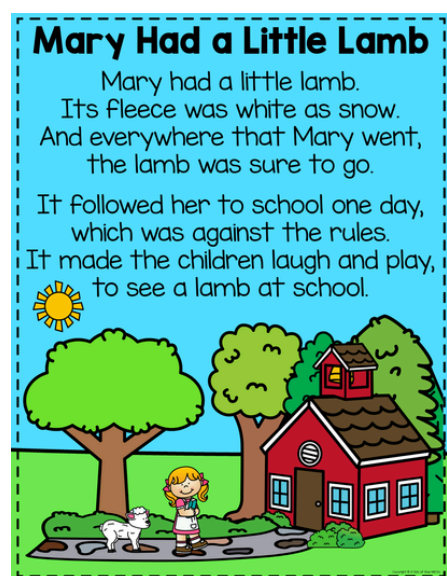
teacher books




student readers




interactive reader



full page posters



sequence cards



mini cards

Take a Closer Look:

Name: _____

Mary Had a Little Lamb

Mary had a little lamb.
Its fleece was white as snow.
And everywhere that Mary went,
the lamb was sure to go.
It followed her to school one day,
which was against the rules.
It made the children laugh and play,
to see a lamb at school.

Name: _____

Mary Had a Little Lamb

Mary had a little lamb.
Its fleece was white as snow.
And everywhere that Mary went,
the lamb was sure to go.
It followed her to school one day,
which was against the rules.
It made the children laugh and play,
to see a lamb at school.

trace and write

Name: _____

Mary Had a Little Lamb Sequencing

First Second Third Fourth

2	3	4
---	---	---

Name: _____

Mary Had a Little Lamb Sequencing

Cut out the pictures and glue in the correct order.

beginning middle end

Mary lamb. a little had

cut & paste sequencing

Name: _____

Mary Had a Little Lamb

If I were a lamb, I would....

writing prompts

Name: _____

True or False

- The lamb followed Mary. 😊 ☹️
- Children cried at school. 😊 ☹️
- Mary's lamb stayed at school. 😊 ☹️
- Lambs aren't allowed in school. 😊 ☹️
- The children laughed. 😊 ☹️
- Mary's lamb was little. 😊 ☹️
- The teacher took the lamb. 😊 ☹️
- The lamb has black fleece. 😊 ☹️

true or false



crafts

Name: _____

What's Missing

Cut and glue the words in the correct order.

Mary had a _____ lamb.

Its _____ was white as snow.

And everywhere that _____ went,

the lamb was sure to _____.

It followed her to _____ one day,

which was _____ the rules.

It made the _____ laugh and play,

to see a _____ at school.

- fleece
- go
- against
- children
- Mary
- lamb
- little
- school

what's missing

Take a Closer Look:

Name: _____

Fix It Up!

Read the sentence, edit, and rewrite it correctly.

1. my teacher is nice
2. i made a sweater with fleece
3. what time does the bell ring
4. are pets allowed at school
5. should we walk to school today



fix it up

Name: _____

Unscramble It

Put the sentence in order.



1. one It her school day, followed to
2. the against Which rules. was
3. and children play, It the laugh made
4. lamb To school. a at see

Name: _____

Unscramble It

Put the sentence in order.







1. little Mary lamb. a had
2. as fleece white Its snow. was
- went, And Mary everywhere that
- to The go. lamb sure was





unscramble it

Name: _____

Roll, Read & Color

	snow	grow	show	mow
	play	day	may	gray
	see	bee	tree	knee
	school	pool	tool	fool
	white	kite	bite	quite
	lamb	ham	clam	ram




roll, read, & color

Name: _____

Fleecy Rhymes


Draw a line from the Fleece to the matching sweater.



Name: _____

Does it Rhyme?

Color the picture that rhymes.



rhyming worksheets

Name: _____

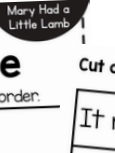
Sequence Rhyme

Cut and glue the phrases in the correct order.

- 1
- 2
- 3
- 4
- 5
- 6
- 7
- 8

Cut and glue in the correct order on previous page.

It made the children laugh and play,
And everywhere that Mary went,
Mary had a little lamb,
which was against the rules.
Its fleece was white as snow.
the lamb was sure to go.
It followed her to school one day,
to see a lamb at school.




sentence sequencing

Name: _____

Word Family Books

Complete each book by writing words for the word family.

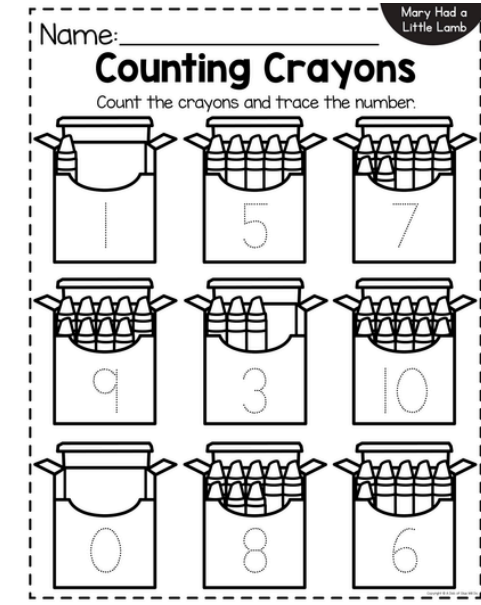
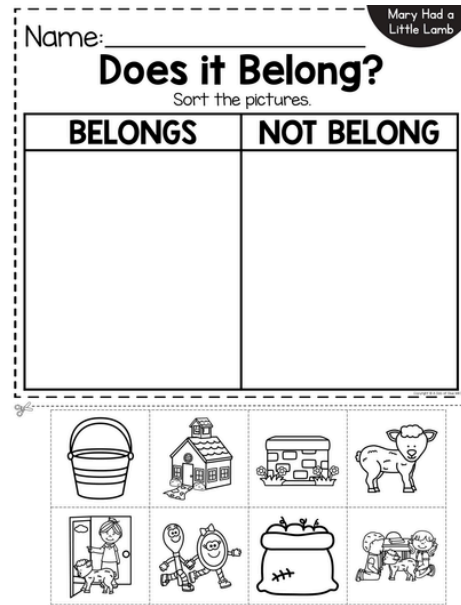



_ow

_ee

word family review



Take a Closer Look:



syllable review

does it belong? sort

counting worksheet



letter puzzles


syllable sort

I have, who has


Take a Closer Look:



rhyming memory



Show the Number



puppet crafts

PREK: Sensory STEM Activity
MATERIALS:
• Large bin
• Beans
• Soft items- cotton balls, pom poms, felt
• Hard items- shapes, Legos, aquarium rocks
• Stuffed lamb
• Hard lamb toy
DIRECTIONS:
Place items in the large bin. Have student touch items as soft or hard using the different example.

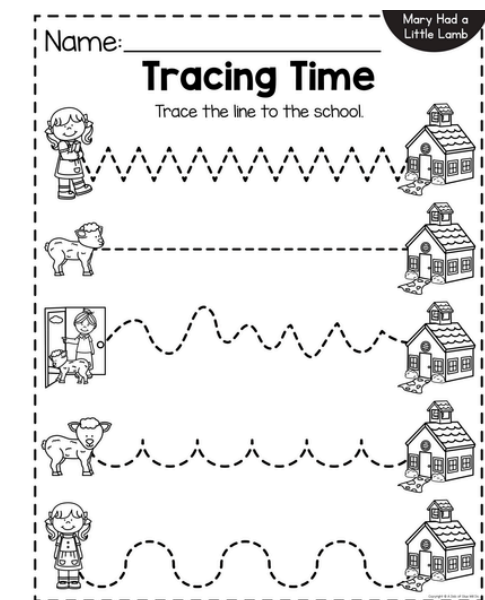
KINDER: Sensory STEM Activity
MATERIALS:
• Small toy lamb
• Popsicle sticks
• Legos
• Pipe cleaners
• Blocks
DIRECTIONS:
Sweet little lamb loves Mary so much he follows her to school. But lams are NOT allowed at school! Students will create a house for the lamb to stay in while Mary is at school.
Challenge: Lams love to climb! Can you add levels to your lamb's house?

FIRST: Sensory STEM Activity
MATERIALS:
• Lamb sticks
• Pipe cleaners
• Blocks
DIRECTIONS:
Sweet little lamb REALLY wants to go to school with his teacher. But lams are NOT allowed at school! Students will create a pen for the lamb to stay in while Mary is at school.
Challenge: Can you construct a pen that has one door where the children can't see out?

STEM activities



find the number









tracing practice

Take a Closer Look:

Name: _____

Color Sort
Match the color word to the picture.











		
		

brown	white	yellow
red	orange	purple

color sort

Name: _____



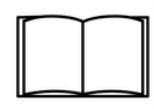









What's Next?
Cut and glue the pictures to match the pattern.

pattern practice

Name: _____

Book Stack Adding
Add the books in each stack.

	+		=	
	+		=	
	+		=	
	+		=	

addition practice

Name: _____

Label the Picture

bush	school	path
lamb	sun	Mary

Name: _____

Label the Picture

fleece	ear	tail
nose	hoof	leg

label the picture

Mary had a little lamb.
Its fleece was white as snow.











pocket chart activity

Name: _____

Sequencing
Cut and glue the pictures in the correct order.

Mary had a little lamb.
Its fleece was white as snow.
And everywhere that Mary went,
the lamb was sure to go.
It followed her to school one day,
which was against the rules.
It made the children laugh and play,
to see a lamb at school.

	1	
	4	
	3	
	2	

and so much more!

Why Teachers LOVE it:



VARIETY

- ✓ Covers many literacy skills
- ✓ Math and STEM activities included



EASY TO USE

- ✓ Teach once or a complete unit
- ✓ Zero-prep, just print and go!



ENGAGING

- ✓ Cute crafts
- ✓ Fun centers
- ✓ Hands-on Activities



What Teachers Are Saying



“My students loved these nursery rhyme activities and there was such a wide variety of skills targeted”



“My students and I loved these activities to use to learn nursery rhymes!”



“My students loved this resource. I love that there are different levels of printable books for my kiddos.”



Buy the bundle and SAVE!

- ✓ Save over \$100
- ✓ 10 nursery rhyme units
- ✓ 7 fable and fairytale units

CLICK HERE 

NURSERY RHYMES FABLES & FAIRYTALES



GROWING  **17 UNITS**

meet the team

I'm Jennifer... I am the founder and creator of A Dab of Glue Will Do and Dollar Teachers Club. I taught Kindergarten and 1st grade. I have a stash of chocolate in my desk and a Starbucks tea in my hand to keep me going. I love reading and watching my kiddos play soccer and do taekwondo.

jennifer



Here at A Dab of Glue Will Do, our team makes the lives of busy teachers a little easier by creating meaningful classroom resources to engage, encourage, and meet the needs of their little learners.

When you purchase from us, know that you're getting quality products made by teachers, for teachers. Customer service is our top priority, so please reach out to us with any questions or concerns.



Join the Club!

When you join the Dollar Teachers Club, you get access to all of the printable AND digital products we've ever made, all of our freebies, exclusive members-only monthly resources, and lots more, all in ONE place. Save money, stress, and lots of time, and join the Dollar Teachers Club today!

DOLLAR TEACHERS club 



Let's Connect!



Did you know we send out freebies and teacher tips every Sunday? Want to be the first to know when we have a new product, sale, or special event?

Click the button below to join our community.

