

LITTLE RED RIDING HOOD ACTIVITY PACK

Encourage early literacy skills with popular stories!



scroll
to take a
peek
inside

PK-1ST 40 activities

Here is what is included:

- ✔ Over 300 printable pages
 - ✔ Large teacher book for presenting
 - ✔ Sequencing activities and writing projects
 - ✔ Math and literacy worksheets
 - ✔ Readers theatre scripts, hats, and puppets
 - ✔ Sorts and pocket chart centers
 - ✔ Crafts and popsicle stick puppets
- ...and SO much more!

Here is a Sneak Peak:

Name: _____

ABC Order

Write the words from the list in ABC order.

1. axe	basket
2. basket	wolf
3. _____	grandma
_____	flower
_____	axe
_____	tree
_____	muffin
_____	house

I See Little Red Riding Hood

Little Red Riding Hood

I see Little Red. I see a basket. I see a forest.

I see a path. I see flowers. I see a wolf. I see a house.

Wood Count

Fill in the missing number.

33	34	35
97	98	99
20	21	22
84	85	86
111	112	113
49	_____	51

Little Red Riding Hood Sequencing

Name: _____

First Second Third Fourth

Little Red Riding Hood

Fill in the missing number.

FIRST

NEXT

THEN

LAST

Little Red Riding Hood Sequencing

Name: _____

First Second Third Fourth



Have everything you need to teach a cross-curricular Little Red Riding Hood unit!

Take a Closer Look:

Little Red Riding Hood's mom sees

RED RIDING HOOD


Name: _____

First, _____

Next, _____

Then, _____

Finally, _____



Name: _____

Sequencing

Little Red Riding Hood Sequencing

First Second Third Fourth

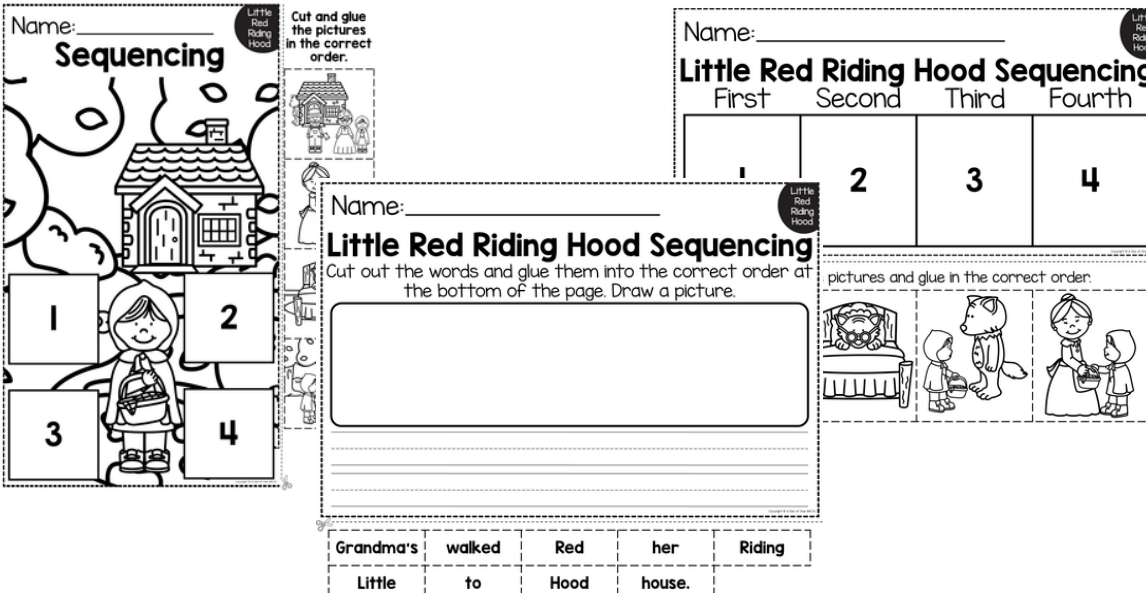
1	2	3	4
---	---	---	---

Name: _____

Little Red Riding Hood Sequencing

Cut out the words and glue them into the correct order at the bottom of the page. Draw a picture.

Grandma's walked Red her Riding
Little to Hood house.



I See Little Red Riding Hood

I see Little Red Riding Hood.

I see Little Red Riding Hood.



sequencing activity

cut & paste sequencing


“I see” reader

Little Red Riding Hood

I see Little Red. I see a basket. I see a forest.

I see a path. I see flowers. I see a wolf. I see a h

I see a bed. I see a woodcutter. I see Grandma. I see



I see Little Red.

I see a basket

I see a fore

I see a path



“I see” cut & paste

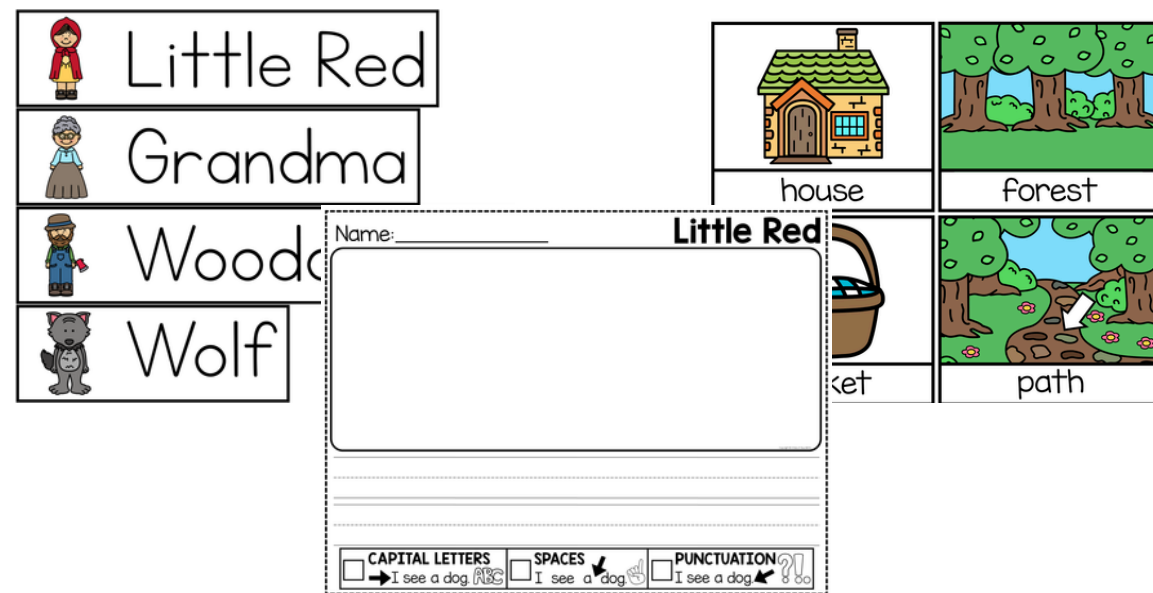
“I see” pocket chart

craft stick puppets

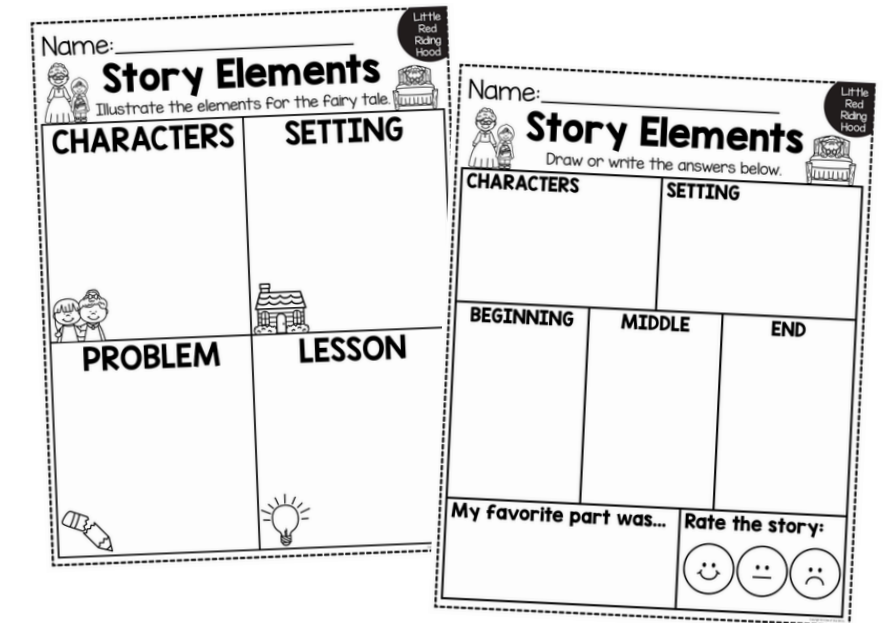
Take a Closer Look:




crafts



word wall & writing




elements worksheets



spin & retell wheel






sequencing books



character worksheets

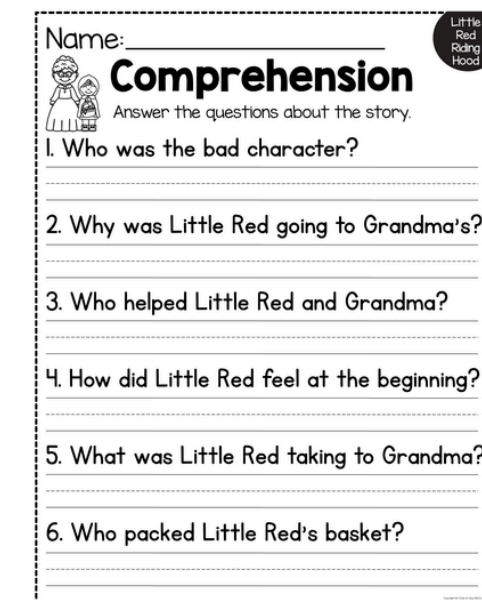
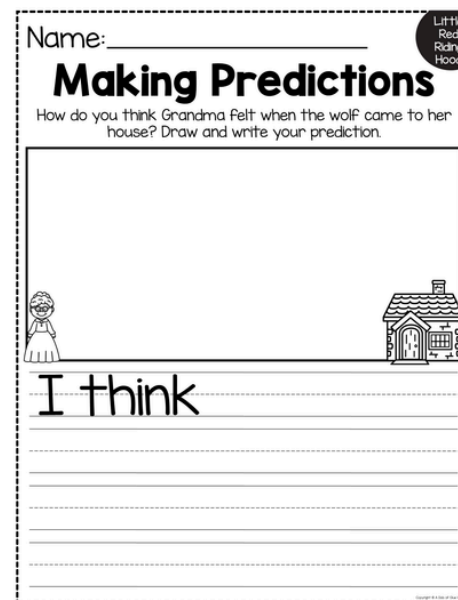

Take a Closer Look:



character sort

character trait maps

setting worksheets



moral worksheet

predictions worksheet

comprehension

Take a Closer Look:

Name: _____

Vocabulary

Write the word to match the picture.

Woodcutter	basket	Grandma
wolf	path	Little Red

Name: _____

Vocabulary

Cut and glue the picture to match the word.

Grandma	path	Little Red
Woodcutter	wolf	basket

Name: _____

CVC Match

Circle the word to match the picture.

Name: _____

ABC Order

The words from _____

Name: _____

Graphing with Grandma

Count the items and complete the bar graph.

Name: _____

Addition Stories

Solve the addition problems.

Mom put 8 muffins and 7 cookies in the basket. For Grandma. How many treats are in the basket?

$$8 + 7 = \underline{\quad}$$

Wolf has 4 sharp top teeth and 10 sharp bottom teeth. How many sharp teeth does Wolf have in all?

$$4 + 10 = \underline{\quad}$$

Mr. Woodcutter cut down 13 trees on Saturday and 6 trees on Sunday. How many trees did he cut down over the weekend?

$$13 + 6 = \underline{\quad}$$

Little Red picked 5 red flowers and 7 pink flowers. How many flowers did she pick in all?

$$5 + 7 = \underline{\quad}$$

PREK: Sensory STEM Activity

MATERIALS:

- Paper plates
- Masking tape
- Rice
- Pony beads
- Bells
- Plastic cups
- Rubber bands
- Balloons

DIRECTIONS: Grandma is so sick, she cannot talk! Warn Little Red about the wolf by creating a basket of food for Grandma.

Challenge: How many different items can you create?

FIRST: Sensory STEM Activity

MATERIALS:

- Pipe cleaners
- Yarn
- Manila paper
- Scissors
- Paperclips
- Wooden Food
- Masking tape
- Scissors

DIRECTIONS: Students will create a basket to hold a picnic lunch for Grandma. You must be able to skip 20 feet to Grandma's house with your basket.

Challenge: Can you skip 20 feet back home with your basket?

IS: NOT want to meet the wolf! Help her get without the wolf stopping her. Create a basket of food for Grandma. Your travel 5 feet on the zipline. travel more than 5 feet?

vocab practice

math & ELA pages

STEM activities

Name: _____

Label the Picture

flower	path	wolf
Little Red	basket	

Name: _____

Wolf's Way

Help Wolf find his way back to the forest. Color the pictures that start with /w/.

Name: _____

True or False

1. Grandma was sick.	😊	😞
2. Little Red carried a basket.	😊	😞
3. The wolf has big eyes.	😊	😞
4. Grandma has a big dog.	😊	😞
5. Little Red picked apples.	😊	😞
6. The ax was in the basket.	😊	😞
7. The woodcutter has big teeth.	😊	😞
8. The wolf was nice.	😊	😞

MORAL

A moral is the lesson the author is teaching the reader.

Steps to finding the moral of a story:

1. What is the problem in the story?
2. What do the characters do to solve the problem?
3. What lesson is the author teaching?
4. What is the moral of the story?

GENRES

FAIRY TALES	FABLES
A fairy tale is a type of folktale with magical characters, places, or events.	A fable is a short story that usually involves animals and teaches a lesson or moral.
Once upon a time	Short story
Talking animals	A lesson or moral to learn
Good and evil characters	2-3 characters
Patterns of 3 or 7	Setting is outside
Castles and forests	A character with a weakness
Magic	Animals talk and act like people
Happily ever after	

ANIMAL

PERSON

fun activity pages

element posters

element posters

Why Teachers LOVE it:



VARIETY

- ✓ Covers many literacy skills
- ✓ Math and STEM activities included



EASY TO USE

- ✓ Teach once or a complete unit
- ✓ Zero-prep, just print and go!



ENGAGING

- ✓ Cute crafts
- ✓ Fun centers
- ✓ Hands-on Activities



What Teachers Are Saying



“This pack had everything (and more) to teach a great fairytale unit! Thanks for putting together this resource!”



“I’m so glad that I bought this and that I’ll have it on hand every year after this. My students loved it and it was so easy to use it!”




“What a great resource! My students have enjoyed doing many of the activities!”



Buy the bundle and SAVE!

- ✓ Save over \$100
- ✓ 10 nursery rhyme units
- ✓ 7 fable and fairytale units

CLICK HERE



NURSERY RHYMES FABLES & FAIRYTALES



GROWING

17 UNITS

meet the team

I'm Jennifer... I am the founder and creator of A Dab of Glue Will Do and Dollar Teachers Club. I taught Kindergarten and 1st grade. I have a stash of chocolate in my desk and a Starbucks tea in my hand to keep me going. I love reading and watching my kiddos play soccer and do taekwondo.

jennifer



Here at A Dab of Glue Will Do, our team makes the lives of busy teachers a little easier by creating meaningful classroom resources to engage, encourage, and meet the needs of their little learners.

When you purchase from us, know that you're getting quality products made by teachers, for teachers. Customer service is our top priority, so please reach out to us with any questions or concerns.



Join the Club!

When you join the Dollar Teachers Club, you get access to all of the printable AND digital products we've ever made, all of our freebies, exclusive members-only monthly resources, and lots more, all in ONE place. Save money, stress, and lots of time, and join the Dollar Teachers Club today!

DOLLAR TEACHERS club 



CLICK HERE 



Let's Connect!



Did you know we send out freebies and teacher tips every Sunday? Want to be the first to know when we have a new product, sale, or special event?

Click the button below to join our community.

