


LITTLE MISS MUFFETT ACTIVITY PACK

Encourage early literacy skills with popular stories!



scroll
to take a
peek
inside

PK-1ST 223 PAGES

Here is what is included:

- ✔ Over 254 printable pages
- ✔ Large teacher books for presenting
- ✔ Half-page students readers in color and B&W
- ✔ Rhyming, syllable, and sequencing activities
- ✔ Math centers and STEM activities
- ✔ Interactive journal and pocket chart center
- ✔ Engaging crafts and popsicle stick puppets
...and SO much more!

Take a Closer Look:



teacher books




student readers




interactive reader



full page posters



sequence cards



mini cards

Take a Closer Look:

Name: **Little Miss Muffet**

Little Miss Muffet
 Sat on a tuffet,
 Eating her curds and whye
 Along came a spider,
Who sat down beside her
 And frightened Miss Muffet
away

Name: **Little Miss Muffet**

Little Miss Muffet
 Sat on a tuffet,
 Eating her curds and whye
 Along came a spider,
Who sat down beside her
 And frightened Miss Muffet
away

trace and write

Name: **Sequencing**

Little Miss Muffet
 Sat on a tuffet,
 Eating her curds and whey.
 Along came a spider,
 Who sat down beside her
 And Frightened Miss Muffet away.

Cut and glue the pictures in the correct order.

Name: **Little Miss Muffet Sequencing**

Cut out the words and glue them into the correct order at the bottom of the page. Draw a picture.

Muffet on Little a tuffet.
 Miss sat

cut & paste sequencing

Name: **Little Miss Muffet**

If I sat on a tuffet
 I would eat....

Name: **Little Miss Muffet**

If a spider sat
 beside me, I would...

writing prompts

Name: **True or False**

1. A tuffet is a stool. 😊 ☹️

2. A fly scared Miss Muffet. 😊 ☹️

3. Miss Muffet sat on a couch. 😊 ☹️

4. The spider climbed up her leg. 😊 ☹️


5. Miss Muffet ran away. 😊 ☹️

6. Little means small. 😊 ☹️

7. The spider was beside her. 😊 ☹️

8. Miss Muffet likes spiders. 😊 ☹️

true or false



crafts

Name: **What's Missing**

Cut and glue the words in the correct space.

_____ Miss Muffet

Sat on a _____,

Eating her _____ and _____.

Along _____ a spider,

_____ sat _____ beside her

And frightened Miss Muffet _____

curds
 down
 Who
 came
 Little
 whey
 tuffet
 her

what's missing

Take a Closer Look:

Name: _____

Fix It Up!

Read the sentence, edit, and rewrite it correctly.

1. may i have some curds and whey
2. a tuffet is a stool
3. is the spider in the tree
4. she was frightened
5. this is delicious

fix it up

Name: _____

Unscramble It

Put the sentence in order.

1. sat Little a tuffet, Muffet on Miss
2. came her whey. Eating Along and curds spider, a
3. beside down Who her sat
4. Muffet And away, Miss frightened

unscramble it

Name: _____

Roll, Read & Color

•	sat	flat	splat	chat
••	away	pay	lei	whey
•••	miss	hiss	kiss	this
••••	came	fame	same	flame
•••••	curd	heard	bird	third
••••••	beside	ride	hide	tried

roll, read, & color

Name: _____

Webs of Rhymes

Draw a line from the spider to the matching web.

Name: _____

Does it Rhyme?

Color the picture that rhymes.

Name: _____

Rhyming Webs

the pictures that rhyme with the picture in each web.

rhyming worksheets

Name: _____

Sequence Rhyme

Cut and glue the phrases in the correct order.

- 1
- 2
- 3
- 4
- 5
- 6

Cut and glue in the correct order on previous page.

Along came a spider,
Little Miss Muffet
And frightened Miss Muffet away.
Sat on a tuffet,
Eating her curds and whey.
Who sat down beside her

sentence sequencing




Name: _____

Tracing Time

Trace the line to Miss Muffet.

tracing page

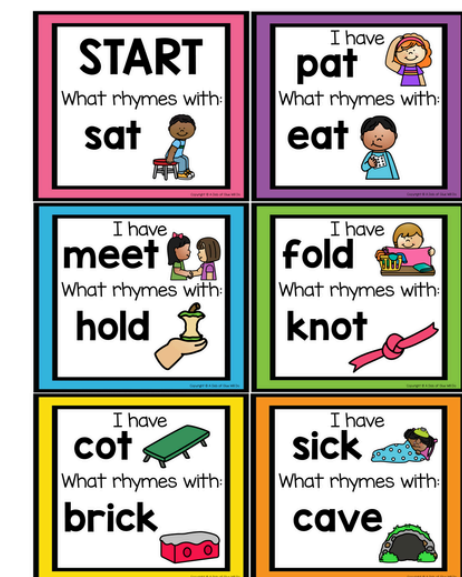


Take a Closer Look:



syllable review

does it belong? sort

counting worksheet



letter puzzles


syllable sort

I have, who has


Take a Closer Look:



rhyming memory



Show the Number



puppet crafts

PREK: Sensory STEM Activity
MATERIALS: Large bin, Fake spiders, White beans, Small bowls, Fine motor tools- tweezers, tongs, etc., Scoops, Small tuffet (stool), Small doll toy to represent Miss Muffet.
DIRECTIONS: Miss Muffet is afraid of spiders! Find Miss Muffet her tuffet in the bin of curds (beans) and spiders. Use the tongs, tweezers and scoops to sort the curds and spiders until you find Miss Muffet and her tuffet.


FIRST: Sensory STEM Activity
MATERIALS: Small doll to represent Miss Muffet, Toilet paper rolls, Paper, Fabric, Popsicle sticks, Tape, Scissors, Stopwatch.
DIRECTIONS: Oh! Miss Muffet needs a new tuffet far away from all the spiders. Students will design and build a tuffet that will support Miss Muffet.
Challenge: How long can your tuffet support Miss Muffet?

KINDER: Sensory STEM Activity
MATERIALS: Fake spiders, string, sticks and pieces.
DIRECTIONS: Miss Muffet enjoy her curds and whey by the tuffet. Design a trap for the spider that frightened her. How many spiders can your trap hold?

STEM activities



pocket chart activity



and so much more!

Why Teachers LOVE it:



VARIETY

- ✓ Covers many literacy skills
- ✓ Math and STEM activities included



EASY TO USE

- ✓ Teach once or a complete unit
- ✓ Zero-prep, just print and go!



ENGAGING

- ✓ Cute crafts
- ✓ Fun centers
- ✓ Hands-on Activities



What Teachers Are Saying



“My students loved these nursery rhyme activities and there was such a wide variety of skills targeted”



“My students and I loved these activities to use to learn nursery rhymes!”



“My students loved this resource. I love that there are different levels of printable books for my kiddos.”



Buy the bundle and SAVE!

- ✓ Save over \$100
- ✓ 10 nursery rhyme units
- ✓ 7 fable and fairytale units

CLICK HERE 

NURSERY RHYMES FABLES & FAIRYTALES



GROWING  **17 UNITS**

meet the team

I'm Jennifer... I am the founder and creator of A Dab of Glue Will Do and Dollar Teachers Club. I taught Kindergarten and 1st grade. I have a stash of chocolate in my desk and a Starbucks tea in my hand to keep me going. I love reading and watching my kiddos play soccer and do taekwondo.

jennifer



Here at A Dab of Glue Will Do, our team makes the lives of busy teachers a little easier by creating meaningful classroom resources to engage, encourage, and meet the needs of their little learners.

When you purchase from us, know that you're getting quality products made by teachers, for teachers. Customer service is our top priority, so please reach out to us with any questions or concerns.



Join the Club!

When you join the Dollar Teachers Club, you get access to all of the printable AND digital products we've ever made, all of our freebies, exclusive members-only monthly resources, and lots more, all in ONE place. Save money, stress, and lots of time, and join the Dollar Teachers Club today!

DOLLAR TEACHERS club 



Let's Connect!



Did you know we send out freebies and teacher tips every Sunday? Want to be the first to know when we have a new product, sale, or special event?

Click the button below to join our community.

