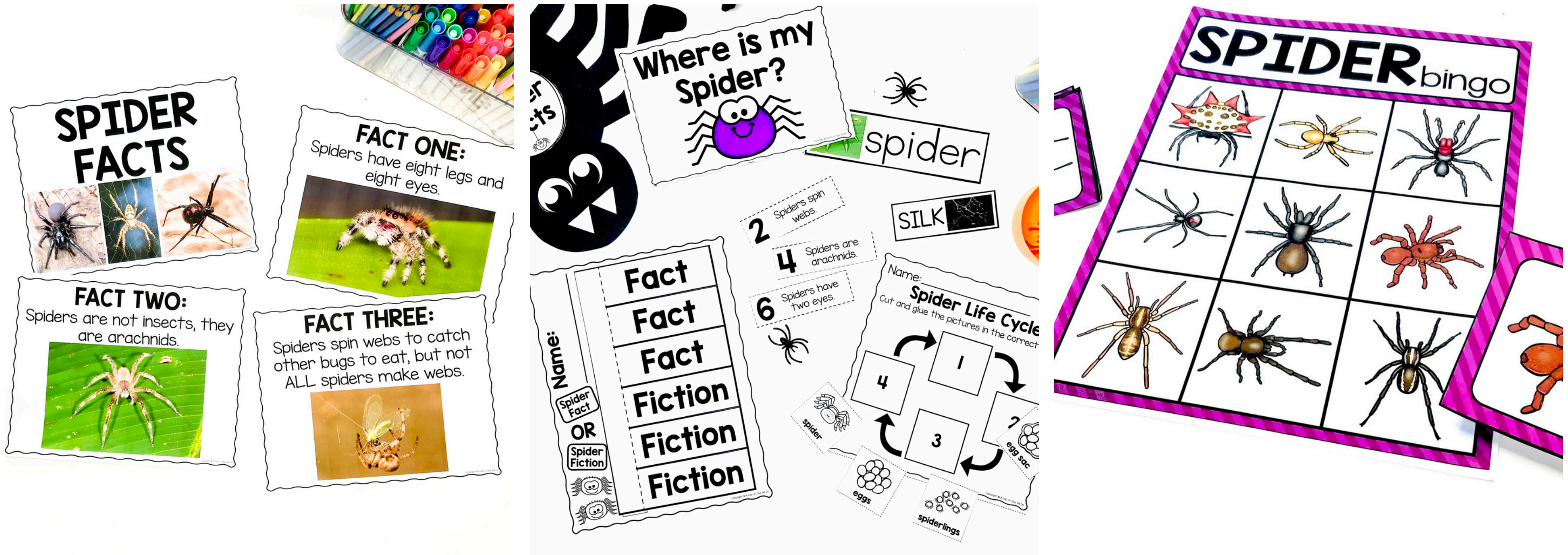


Here is what is included:

- ✔ Lesson plans for a week
 - ✔ PowerPoints and printable posters
 - ✔ Teacher resources to make instruction easier
 - ✔ Life cycle posters and worksheet
 - ✔ Hands-on activities and STEM center
 - ✔ Bonus animal compare activities
 - ✔ Emergent readers
- ...and SO much more!

Here is a Sneak Peak:



Engage your students in hands-on learning and exploration all about spiders!


Take a Closer Look:




spider powerpoint



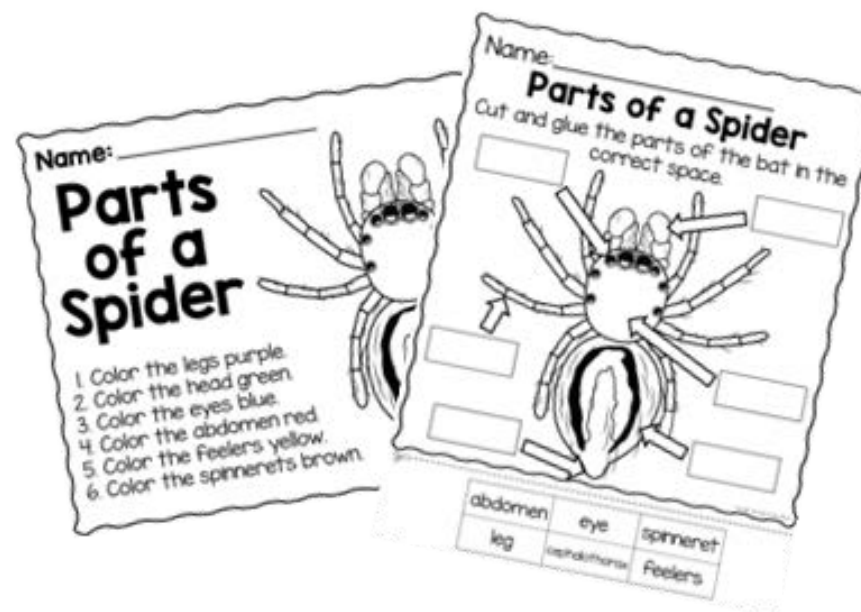
facts emergent reader




research craft



parts of a spider

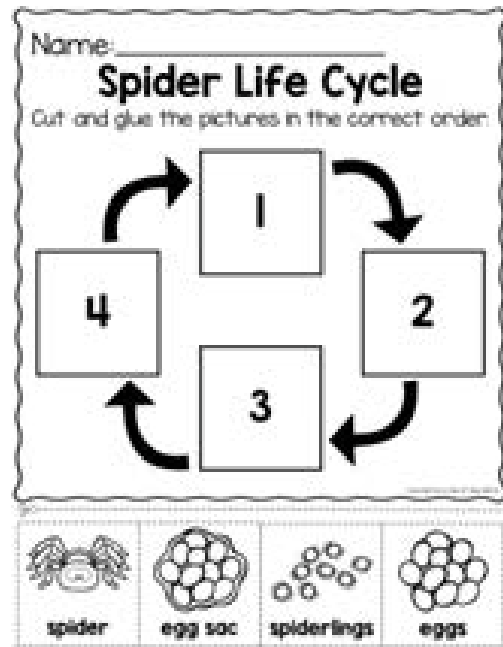


parts worksheets



spider life cycle

Take a Closer Look:



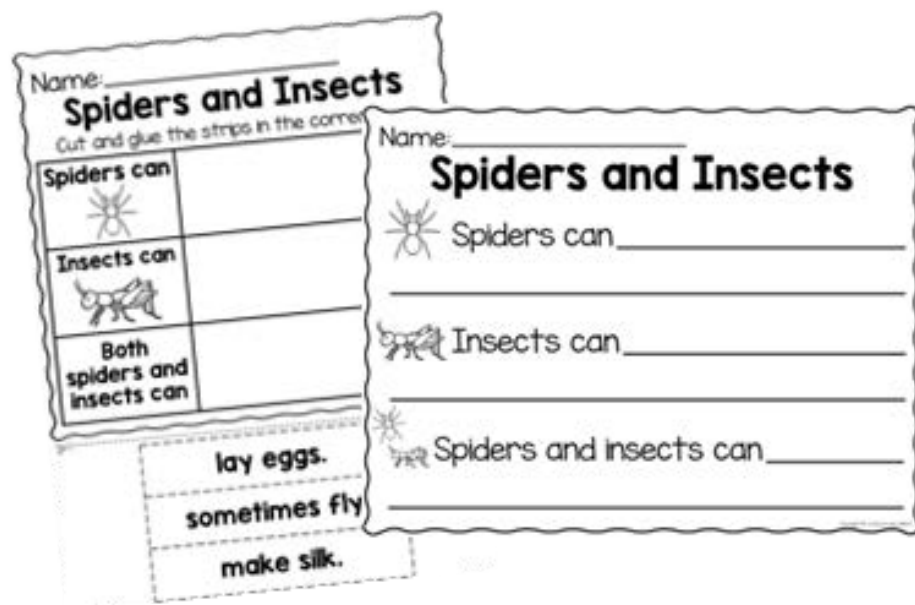
life cycle worksheet




fact or fiction




compare powerpoint



compare worksheets




insect/spider sort




can-have-are


Take a Closer Look:



definition posters



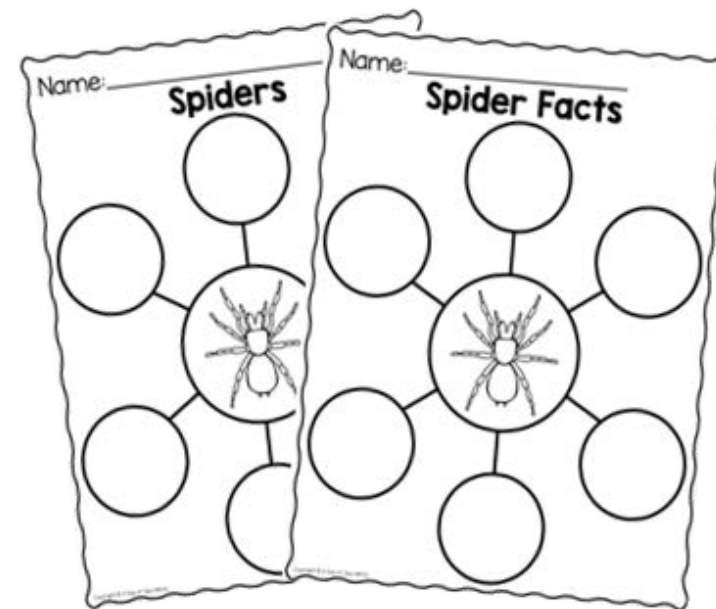
writing center




word wall



weekly question



circle maps



bingo game

Take a Closer Look:



SPIDERS science

MATERIALS needed

- Spider books (see list)
- Construction paper
- Cardstock
- Cray paper
- Scissors
- Glue
- Coloring tools

M Monday **SPIDER INTRODUCTION**

- Read a nonfiction spider book.
- Introduce spiders with the Spider Facts PowerPoint.
- Answer question of the week (use provided readers).
- Read the What Can a Spider Do emergent reader.
- Complete Spiders Can-Have-Are activity.

Each day please see our selection of spider songs, books, and videos!

T Tuesday **PARTS OF A SPIDER**

- Read a nonfiction spider book.
- Use the Parts of a Spider posters to introduce the different parts that make up a spider.
- Complete Parts of a Spider Worksheet.

W Wednesday **SPIDER LIFE CYCLE**

- Read a nonfiction spider book.
- Introduce the Spider Life Cycle posters.
- Complete Spider Life Cycle worksheet.

Th Thursday **SPIDER FACT OR FICTION**

- Answer the Spider Facts PowerPoint.
- Complete the Spider Fact or Fiction activity as a whole group or individually.
- Optional: Start fact portion of Friday's research craft.

F Friday **SPIDER FACT OR RESEARCH CRAFT**

- Read a nonfiction spider book.
- Students will complete the Spider Craft and fact book or research book.

lesson plans



science: Spiders

Dear Families,

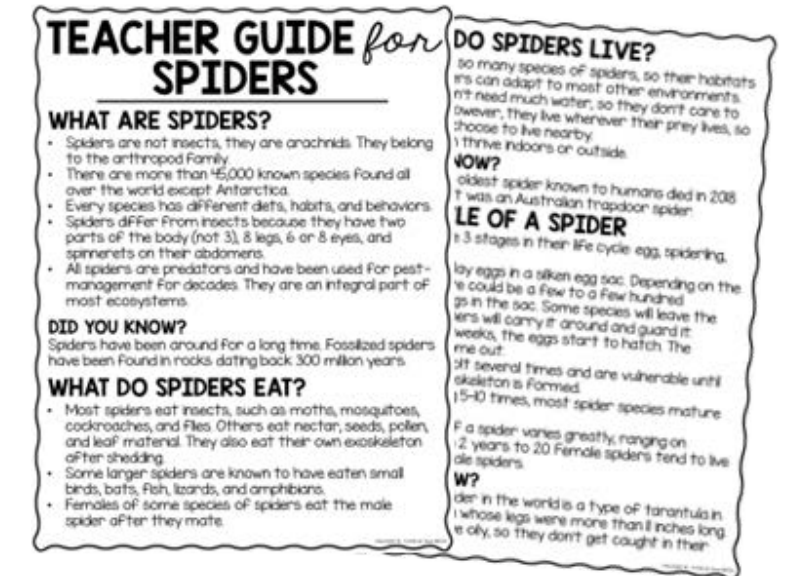
We are learning all about Spiders in the classroom this week. These eight-legged creatures are so interesting, and we will be learning about the different parts of a spider and the spider life cycle.

At-Home Activity:

To learn about spiders at home - walk around the neighborhood on a spider web hunt. See if you can identify some on your walk. Do they look the same? Different? Do they have insects and spiders on them? Are they large or small? Do you see them in a wooded area or in a neighborhood setting?

Copyright © All in One for One With It

at-home letter



TEACHER GUIDE for SPIDERS

WHAT ARE SPIDERS?

- Spiders are not insects, they are arachnids. They belong to the arthropod family.
- There are more than 45,000 known species found all over the world except Antarctica.
- Every species has different diets, habits, and behaviors.
- Spiders differ from insects because they have two parts of the body (not 3), 8 legs, 6 or 8 eyes, and spinnerets on their abdomens.
- All spiders are predators and have been used for pest-management for decades. They are an integral part of most ecosystems.

DID YOU KNOW?

Spiders have been around for a long time. Fossilized spiders have been found in rocks dating back 300 million years.

WHAT DO SPIDERS EAT?

- Most spiders eat insects, such as moths, mosquitoes, cockroaches, and flies. Others eat nectar, seeds, pollen, and leaf material. They also eat their own exoskeleton after shedding.
- Some larger spiders are known to have eaten small birds, bats, fish, lizards, and amphibians.
- Females of some species of spiders eat the male spider after they mate.

DO SPIDERS LIVE?

So many species of spiders, so their habitats can adapt to most other environments. They need much water, so they don't come to deserts. They live wherever their prey lives, so choose to live nearby!

HOW?

oldest spider known to humans died in 2008. It was an Australian trapdoor spider.

LE OF A SPIDER

3 stages in their life cycle: egg, spiderling, and adult.

lay eggs in a silken egg sac. Depending on the species, it could be a few to a few hundred eggs in the sac. Some species will leave the egg sac and guard it around and guard it for several weeks, the eggs start to hatch. The spiderling will shed its skin several times and are vulnerable until a skeleton is formed.

15-10 times, most spider species mature.

F a spider varies greatly, ranging from 2 years to 20. Female spiders tend to live longer than males.

W?

der in the world is a type of tarantula in whose legs were more than 10 inches long in only, so they don't get caught in their

teacher guide



SCIENCE CENTER for SPIDERS

GETTING STARTED

Fill your center with lots of fun materials that your kids can use to investigate and explore spiders. Don't forget to include some books and vocabulary cards.

SHARING TIME

In a group setting of your choice ask, "Who were my scientists today?" At this time those who went to the science center have a chance to tell the class what they discovered or observed and any questions they may have. We have a list of open-ended questions in this unit.

If a child makes an exciting discovery in the science center, they will surely want to share it with everyone, and it just can't wait! At this time, you can ask classmates to join you near the science center so your little scientist can share their findings and

science center



QUESTIONS TO ASK for SPIDERS

1. If spiders do not have teeth, how do they eat their prey?
2. Why do you think spiders trap their prey in a web?
3. Spiders webs are made of silk. How do you think the silk is made from? What does it come from?
4. Generally speaking, a lot of people are scared of spiders. Why do you think so?
5. Many books, movies, and news stories have spiders as main characters. What is your favorite spider? What is your favorite spider with a partner?
6. Can you use some different materials to describe a web?
7. Why do you think spiders have 8 legs? What are they used for?

SCIENCE talk

How would you know _____?

Why do you think that _____?

What else might have caused _____?

How can you explain your findings? Recall in your own words.

How was it different than _____?

How will you know if _____?

Do you think you could _____?

How did you decide _____?

Can you tell me about that? _____?

How does that work? _____?

Can you draw me a picture of your findings? _____?

What will happen if? _____?

What do you think is most important? _____?

What happened when _____?

What would you change if? _____?

How is this similar to something else you know? _____?

Can you think of another way _____?

Create a new solution.

How would you handle this problem/challenge/question?

science questions



SPIDER BOOKS

To help with the planning of your Spiders Unit, we have curated a list of our favorite spider books.

Click anywhere on the page to be taken to our Amazon Favorites.

SPIDER VIDEOS

To help with the planning of your Spider Unit, we have curated a list of our favorite spider videos.

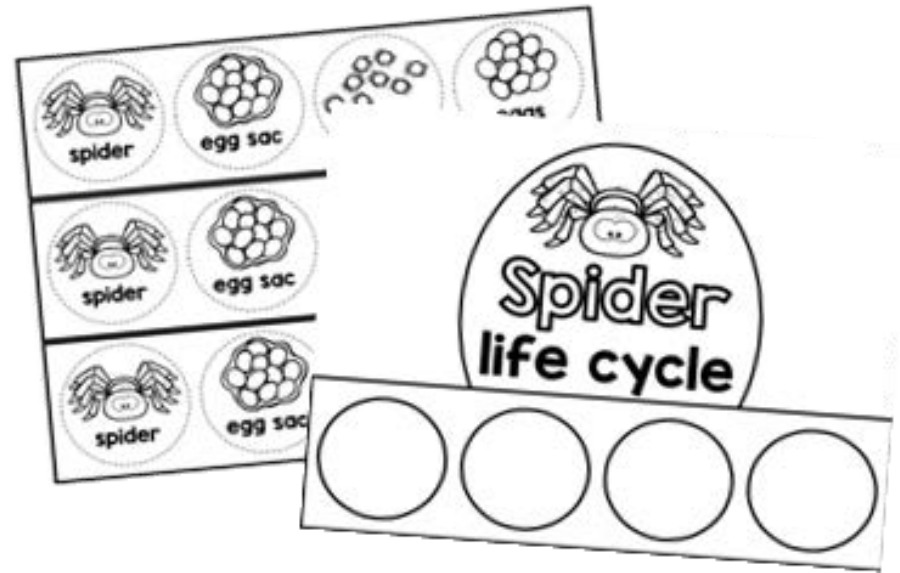
SPIDER SONGS

To help with the planning of your Spider Unit, we have curated a list of our favorite spider songs.


Books shown: *Diary of a Spider*, *Spiders*, *Don't Be Afraid of Spiders!*, *World's Biggest Spider*, *Itsy Bitsy Spider by Song For Children*, *There's a Spider on the Floor by The Kiboomers - Kids Music Channel*, *I AM A SPIDER*, *The Itsy Bitsy Spider by Super Simple Play*, *I am a Spider by Kids Edge*, *The Itsy Bitsy Spider by Storybots | Netflix Jr.*

resource lists

Take a Closer Look:



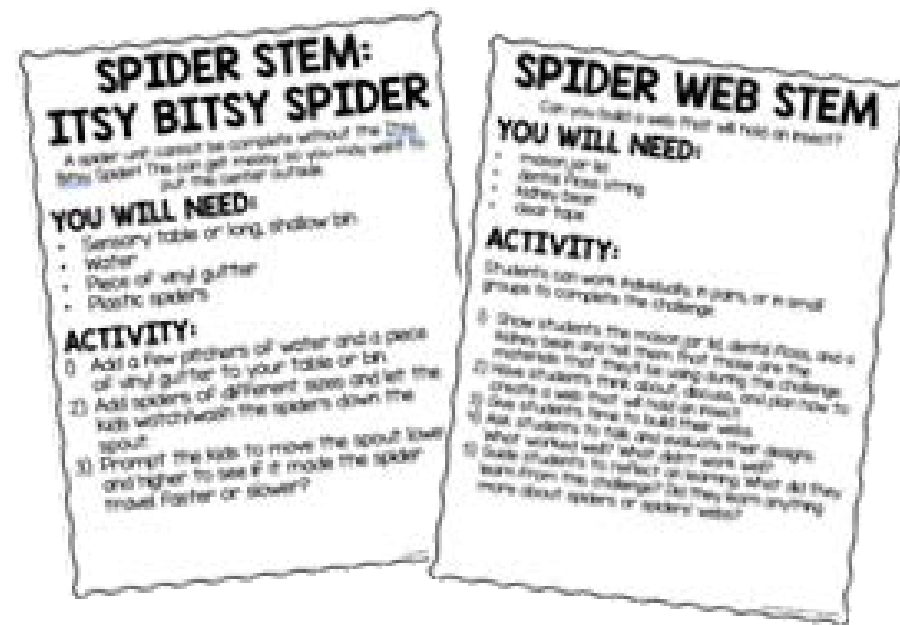
life cycle hat



spider web crafts



math centers



STEM center



spider types posters



and so much more!

Why Teachers LOVE it:



OPTIONS

- ✓ Variations for differentiating
- ✓ Printables in color and B&W



EASY TO USE

- ✓ Teacher Guide
- ✓ Lesson Plans
- ✓ Cross-curricular activities



ENGAGING

- ✓ Real Pictures
- ✓ Fun Crafts
- ✓ Hands-on Activities



What Teachers Are Saying




“A great unit to use during the scary months! A great alternative to traditional Halloween themed units.”



“I ended up tying this into the science standard for how organisms use their body parts to survive. Perfect way to kick off October!!”




“This was a great resource that I can use during the month of October but I used it during a creative curriculum unit about bugs.”



Buy the bundle and SAVE!

- ✔ Save \$320
- ✔ Get over 50 units
- ✔ 12 months of science experiments

CLICK HERE



ENDLESS SCIENCE mega bundle



meet the team

I'm Jennifer... I am the founder and creator of A Dab of Glue Will Do and Dollar Teachers Club. I taught Kindergarten and 1st grade. I have a stash of chocolate in my desk and a Starbucks tea in my hand to keep me going. I love reading and watching my kiddos play soccer and do taekwondo.

jennifer



Here at A Dab of Glue Will Do, our team makes the lives of busy teachers a little easier by creating meaningful classroom resources to engage, encourage, and meet the needs of their little learners.

When you purchase from us, know that you're getting quality products made by teachers, for teachers. Customer service is our top priority, so please reach out to us with any questions or concerns.




Join the Club!

When you join the Dollar Teachers Club, you get access to all of the printable AND digital products we've ever made, all of our freebies, exclusive members-only monthly resources, and lots more, all in ONE place. Save money, stress, and lots of time, and join the Dollar Teachers Club today!

DOLLAR TEACHERS club 



CLICK HERE



Let's Connect! ❤️



Did you know we send out freebies and teacher tips every Sunday? Want to be the first to know when we have a new product, sale, or special event?

Click the button below to join our community.

