

SPACE

A SCIENCE UNIT

Make learning
about space fun
and engaging!



scroll
to take a
peek
inside

KINDER 28 activities

Here is what is included:

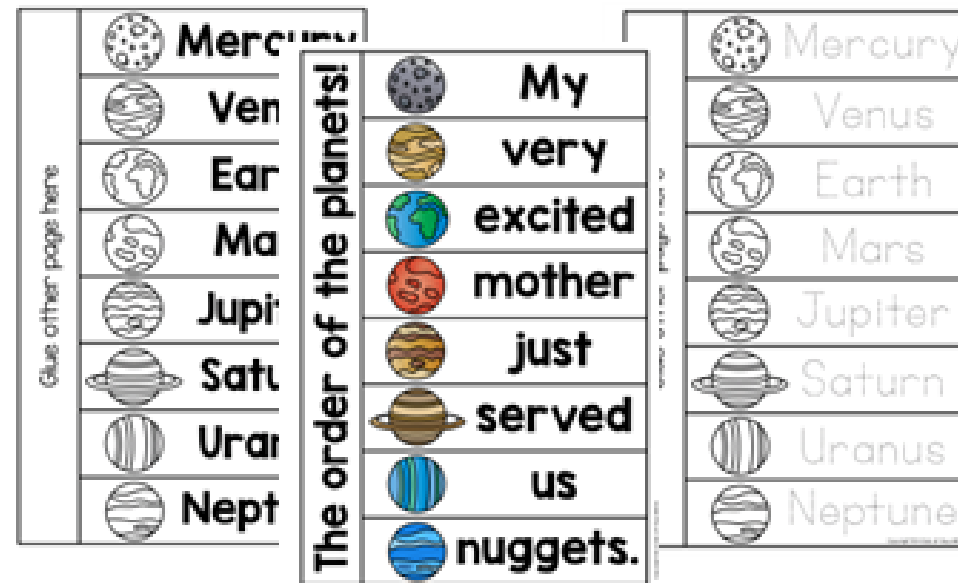
- ✔ Lesson plans for a week
 - ✔ PowerPoints and printable posters
 - ✔ Teacher resources to make instruction easier
 - ✔ Crafts and informational writing prompts
 - ✔ Emergent readers
 - ✔ Sensory bins and STEM activities
 - ✔ Bingo game and snack recipe
- ...and SO much more!

Here is a Sneak Peak:



Engage your students in hands-on learning and exploration all about space!

Take a Closer Look:



planets powerpoint

planets flipbook

sun powerpoint



sun craftivity

moon powerpoint

moon craftivity


Take a Closer Look:



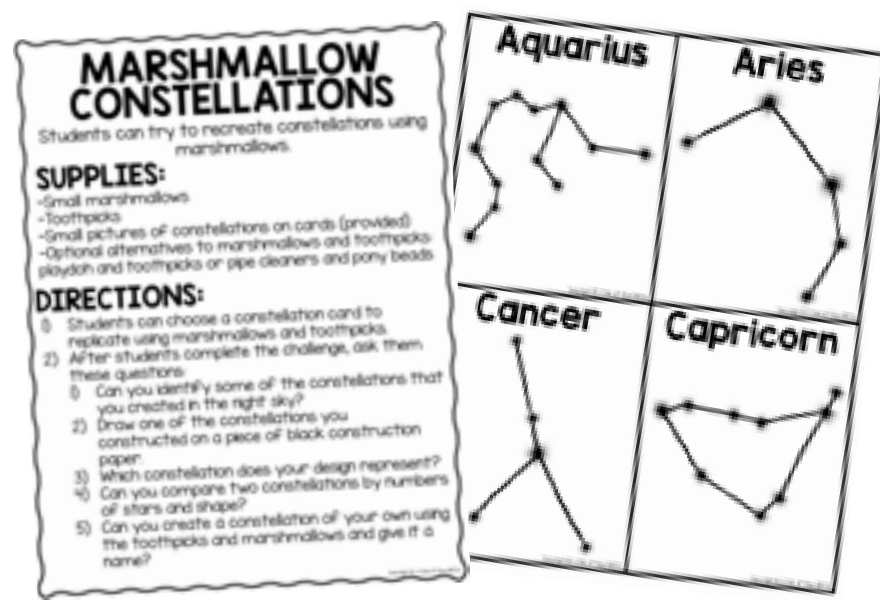
astronauts powerpoint



astronaut craft



planets hat



STEM activity




stars powerpoint




star craftivity

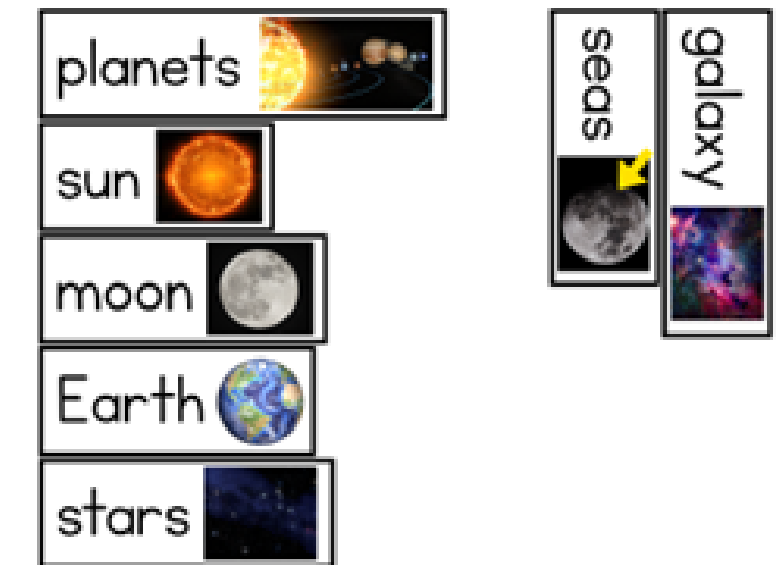
Take a Closer Look:



definition posters



writing center

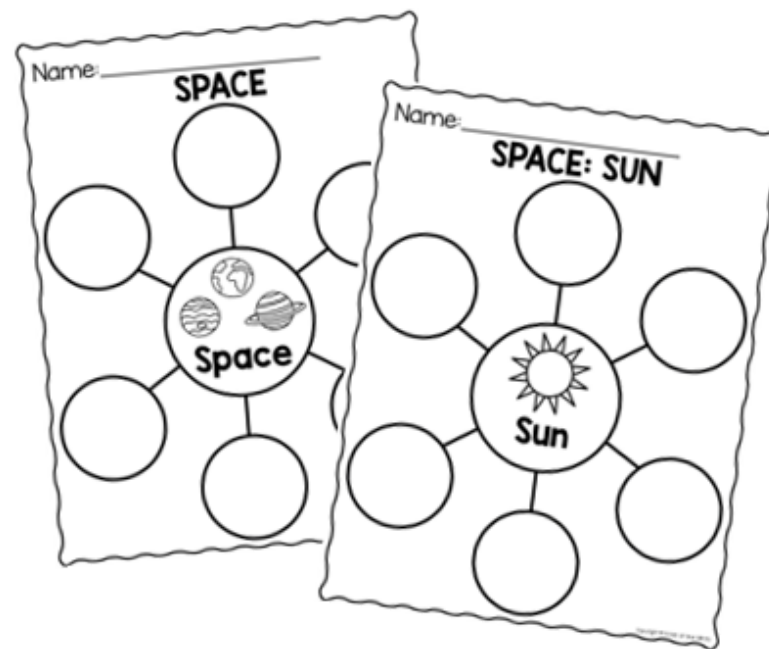


word wall


WOULD YOU LIKE TO GO TO OUTER SPACE?

YES **NO**

weekly question



circle maps



bingo game

Take a Closer Look:

SPACE science

MATERIALS needed

- Space books (see list)
- Copy paper
- Construction paper
- Scissors
- Glue
- Coloring tools
- White paint
- Paper plates
- Paper bags
- White flour
- Crayons
- Paint brush

M Monday
SPACE AND SOLAR SYSTEM INTRODUCTION
-Read a nonfiction space book.
-Answer the question of the week: Would you like to go to outer space?
-Complete the Planets PowerPoint.
-Complete the Planets Flipbook or Planets Hat.
-Complete Solar System Craft.
(Each day please see our selection of Space songs, books, and videos!)

T Tuesday
THE SUN
-Read a nonfiction book about the sun.
-Complete The Sun PowerPoint.
-Complete The Sun Craftivity.

W Wednesday
THE MOON
-Read a nonfiction book about the moon.
-Complete The Moon PowerPoint.
-Complete The Moon Craftivity.

Th Thursday
THE STARS
-Read a nonfiction book about stars.
-Complete the Stars PowerPoint.
-Complete the Stars Craftivity.

F Friday
ASTRONAUTS
-Read a nonfiction book about astronauts.
-Complete the Astronaut PowerPoint.
-Complete Astronaut Craftivity.

lesson plans

science: SPACE

Dear Families,

We are learning all about space in the classroom this week. We will be discussing the planets in our solar system, why stars shine so bright in the night sky, and learning all about the moon and the sun! We'll even be learning about astronauts and what they do and wear in space.

At-Home Activity:
To extend the learning at home, make your own galaxy sensory bottle. Using an empty plastic water bottle, combine mineral oil almost to the top, blue candy dye, star confetti, and glitter. Super glue the top on and give it a shake. Enjoy your very own galaxy!

at-home letter

TEACHER GUIDE for SPACE

OUTER SPACE FACTS

- Outer space begins about 100km, or 62 miles, above Earth, where the "shell" of air around our planet disappears.
- Since there is no air, there is no sunlight or blue sky. Space looks like a black canvas scattered with bright spots (stars).
- Gravity is the force by which a planet pulls objects towards its center. It is what keeps us on the ground and what makes things fall.

THE SOLAR SYSTEM

- The solar system is made up of the sun and all the objects that move around it. Other than the sun, the eight major planets are the biggest members of the solar system.
- The four small, rocky planets that are closest to the sun are Mercury, Venus, Earth, and Mars.
- Then come the four giant gas planets: Jupiter, Saturn, Uranus, and Neptune. These four planets are much bigger than Earth but are made completely of gas.

DID YOU KNOW?
Pluto used to be considered the 9th planet, but scientists declared it too small to be considered a true planet.

RED STARS
giant balls of hot gas made of hydrogen and helium. The sun is a star.
gravity keeps Earth and other planets in the sun's orbiting around it.
The largest object in our solar system, but not the largest of all stars.
HOW?
the closest star to Earth, but it would still take 4 years in your fastest space shuttle to get there!
The average surface temperature of the sun is 5,500 degrees Fahrenheit. Compare that to the temperature on Earth which is 68 degrees Fahrenheit.
PLANETS
of years for a star's light to reach our planet.
The stars we see now are from years ago.
MOON
a dusty ball of rock. It is about a quarter the size of Earth. It is covered in large craters and is called "seas" that are made of lava that cooled.
The moon has many moons, but Earth only has one. It takes a little more than a month for the moon to travel around Earth. It looks bright in the sky, but it does not produce its own light. It reflects light from the sun. We can only see one side of the moon at any given time.
The moon goes through 8 different phases and goes through all 8.

teacher guide

SCIENCE CENTER for SPACE

GETTING STARTED
Fill your center with lots of fun materials that your kids can use to investigate and explore space. This could include plastic planets and rockets, vocabulary cards, and non-fiction books about space.

SHARING TIME

- Have the students who went to the science center that day tell the class what they discovered or observed and any questions they may have. We have a list of open-ended questions in this unit.
- If a child makes an exciting discovery in the science center, you can ask classmates to join you near the science center so your little scientist can share their findings and enthusiasm in just a short minute or two.
- Use a sign or chart that designates it is time for the kids to congratulate the scientist and return to their center. It can be as simple as a fist bump, high five, thumbs up, or a saying like, "Good Job, Good Job, Hey!"
- Your student's enthusiasm in the science center will entice others to go there tomorrow.

science center

QUESTIONS TO ASK for SPACE

SCIENCE talk

How would you know _____?
Why do you think that _____?
What else might have caused _____?
How can you explain your findings? Recall in your own words.
How was it different than _____?
How will you know if _____?
Do you think you could _____?
How did you decide _____?
Can you tell me about that? _____?
How does that work? _____?
Can you draw me a picture of your findings? _____?
What will happen if? _____?
What do you think is most important? _____?
What happened when _____?
How would you change it? _____?
How is this similar to something else you know? _____?
Can you think of another way _____?
Create a new solution _____?
How would you handle this problem/challenge/question? _____?

science questions

SPACE BOOKS

To help with the planning of your Space Unit, we have curated a list of our favorite space books.

Click on a picture to be taken to the book on Amazon.

SPACE VIDEOS
To help with the planning of your Space Unit, we have curated a list of our favorite space videos!

SPACE SONGS
To help with the planning of your Space Unit, we have curated a list of our favorite space songs!

SPACE BOOKS:
Solar System by Nat Geo Kids
The Planets by Nat Geo Kids
Space by Nat Geo Kids
The Sun by Nat Geo Kids
The Moon by Nat Geo Kids
Astronauts by Nat Geo Kids
Space by Nat Geo Kids
The Sun by Nat Geo Kids
The Moon by Nat Geo Kids
Astronauts by Nat Geo Kids
Space by Nat Geo Kids

SPACE VIDEOS:
StoryBots Outer Space by Netflix Jr.
What Are Stars? by SciShow Kids
HERE COMES THE SUN by Nat Geo Kids
Space Compilation by Crash Course Kids
Moon Phases for Kids by GenerationGenius
Apollo 11 - The First Moon Walk by Nat Geo Kids
Sun, Moon, and Stars by The Singing Walrus

SPACE SONGS:
The Moon Song by Netflix Jr.
Planets revolve around the Sun by Banana Choons!
The Planet Song by KLT
Sun, Moon, and Stars by The Singing Walrus

resource lists

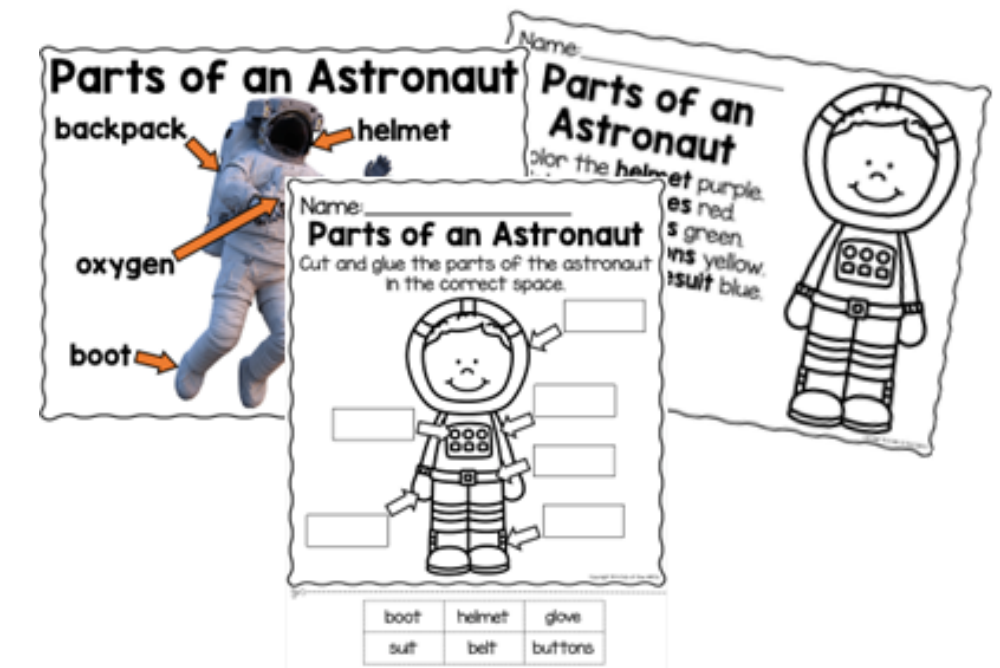
Take a Closer Look:



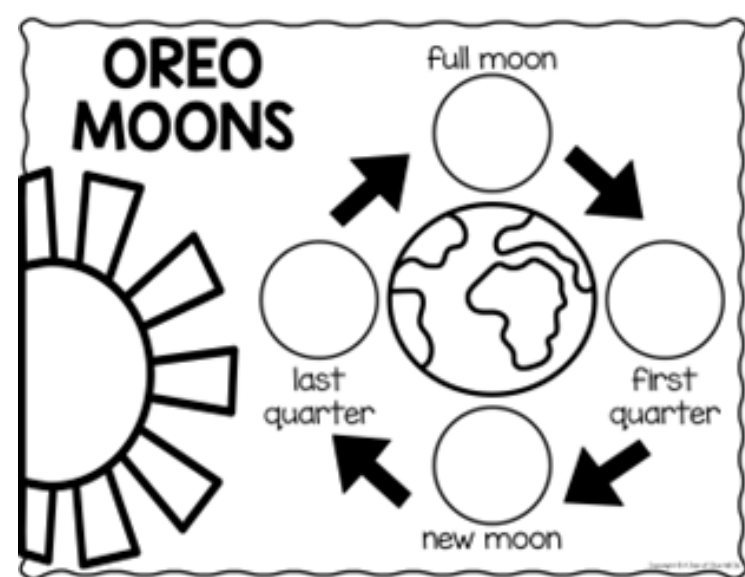
fingerplays



emergent readers



parts of an astronaut



moon phase activity



sensory bins and bag



and so much more!

Why Teachers LOVE it:



OPTIONS

- ✓ Variations for differentiating
- ✓ Printables in color and B&W



EASY TO USE

- ✓ Teacher Guide
- ✓ Lesson Plans
- ✓ Cross-curricular activities



ENGAGING

- ✓ Real Pictures
- ✓ Fun Crafts
- ✓ Hands-on Activities



What Teachers Are Saying



“My students LOVE learning about space. They were engaged, and wanting to do more. Great resource!” -Danya W.



“Loved this resource! I was looking for something that would help me out, keep me organized, and make my day run smoother!” -Natasha S.




“Love this resource so much. So fun and engaging. Anytime I’m looking for a specific unit. I always start with your store.” -Bethani R.



Buy the bundle and SAVE!

- ✔ Save \$320
- ✔ Get over 50 units
- ✔ 12 months of science experiments

CLICK HERE



ENDLESS SCIENCE mega bundle



meet the team

I'm Jennifer... I am the founder and creator of A Dab of Glue Will Do and Dollar Teachers Club. I taught Kindergarten and 1st grade. I have a stash of chocolate in my desk and a Starbucks tea in my hand to keep me going. I love reading and watching my kiddos play soccer and do taekwondo.

jennifer



Here at A Dab of Glue Will Do, our team makes the lives of busy teachers a little easier by creating meaningful classroom resources to engage, encourage, and meet the needs of their little learners.

When you purchase from us, know that you're getting quality products made by teachers, for teachers. Customer service is our top priority, so please reach out to us with any questions or concerns.



Join the Club!

When you join the Dollar Teachers Club, you get access to all of the printable AND digital products we've ever made, all of our freebies, exclusive members-only monthly resources, and lots more, all in ONE place. Save money, stress, and lots of time, and join the Dollar Teachers Club today!

DOLLAR TEACHERS club 



Let's Connect! ❤️



Did you know we send out freebies and teacher tips every Sunday? Want to be the first to know when we have a new product, sale, or special event?

Click the button below to join our community.

