

FIVE SENSES

A SCIENCE UNIT

Teach your young learners all about the five senses!



scroll
to take a
peek
inside

KINDER 28 activities

Here is what is included:

- ✔ Week-long lesson plans
- ✔ PowerPoints and posters for all five senses
- ✔ Teacher resources to make instruction easier
- ✔ Hands-on, engaging five senses centers
- ✔ Five senses worksheets and crafts
- ✔ Emergent readers and bingo game
- ✔ Five senses sort and writing center

...and SO much more!

Here is a Sneak Peek:



Engage your young learners with hands-on and exciting learning activities all about the five senses!


Take a Closer Look:



5 senses powerpoint



hearing powerpoint



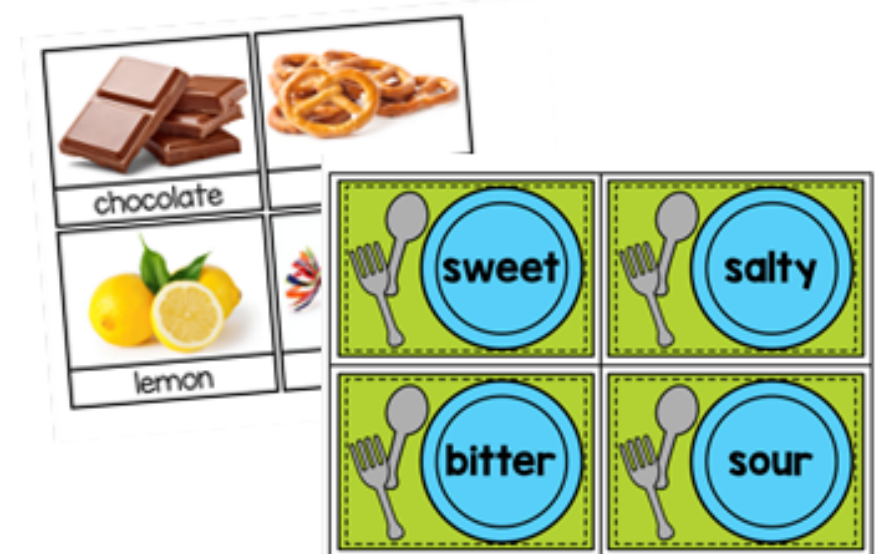
sound activity



hearing worksheets



taste powerpoint



taste activity

Take a Closer Look:

Name: _____

Taste Test

Sort the pictures and complete the sentence below.

bitter	salty	sweet	sour

My favorite thing to taste was the _____ because _____

pretzel lemon chocolate candy

taste worksheets


We use our nose to help with our sense of smell.

When we breathe in a scent, parts of our nose takes the smell and sends a message to our brain.

SMELL

Our sense of smell isn't like when we taste. Food might not usually does.

smell powerpoint



smell activity

Name: _____

Does This Smell?

Sort the pictures and complete the sentence below.

YES	NO

My favorite thing to smell was the _____ because _____

My favorite thing to smell is _____ because _____

smell worksheets

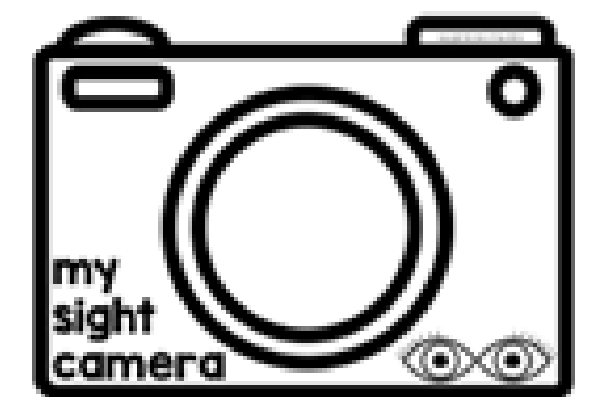
We use our eyes to help with our sense of sight.

Our eyes take the colors and lights that they're seeing and send that information to our brain.

SIGHT

When we look we can see of it. We can't see things that are far or close.

sight powerpoint



camera craft

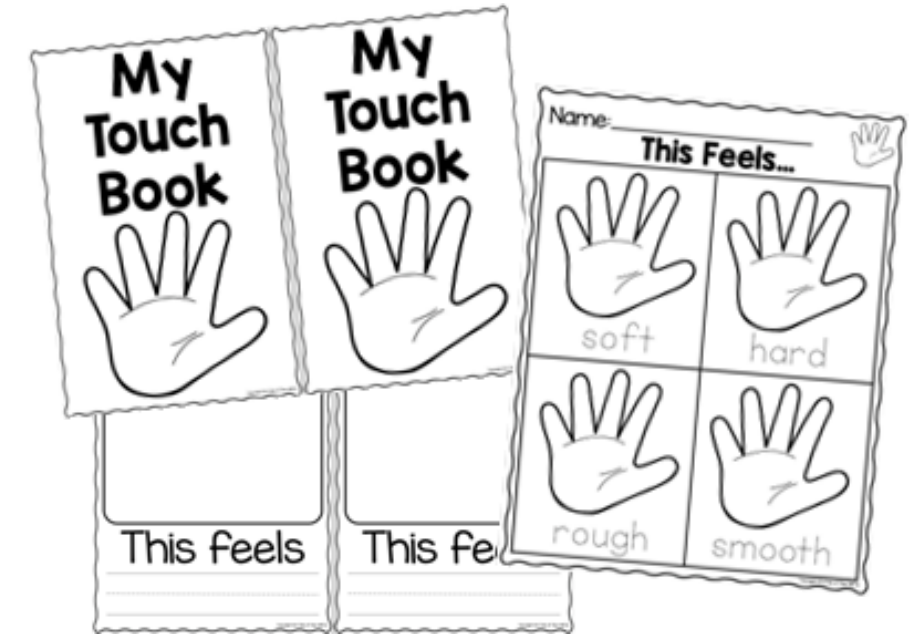
Take a Closer Look:




I spy book



touch powerpoint



touch activity



taste center




touch center



five senses craft

Take a Closer Look:



FIVE SENSES science

MATERIALS needed

- Food items
- Fabric
- Wax
- Five Senses books (see list)
- Paper plates
- Craft sticks
- Glue
- Color paper
- Paper bags
- Scissors
- Stamps
- Sticks
- Blue
- Markers
- Staple

M Monday
FIVE SENSES INTRODUCTION AND HEARING
-Read a nonfiction five senses book.
-Complete Five Senses Introduction and Hearing PowerPoint.
-Read The Listening Book or watch online and go for your own Listening Walk.
-Complete Can you Hear? Worksheet.
Each day please see our selection of Five Senses songs, books, and videos!

T Tuesday
TASTE
-Read a nonfiction five senses book about taste.
-Sing The Senses Song.
-Complete Taste PowerPoint.
-Complete the Taste Activity Experiment.
-Complete the Taste Worksheet.

W Wednesday
SMELL
-Read a nonfiction five senses book about smell.
-Sing The Senses Song.
-Complete Smell PowerPoint.
-Complete the Smell Activity Experiment.
-Complete the Smell Worksheet.

Th Thursday
SIGHT
-Read a nonfiction five senses book about sight.
-Sing The Senses Song.
-Complete Sight PowerPoint.
-Complete Camera Craft.
-Walk around the school and take pictures of things they see.
-Complete I Spy Book.

F Friday
TOUCH
-Read a nonfiction five senses book about touch.
-Sing The Senses Song.
-Complete Touch PowerPoint.
-Complete the Touch Activity Experiment.
-Complete the How Does It Feel? Worksheet.

lessons plans



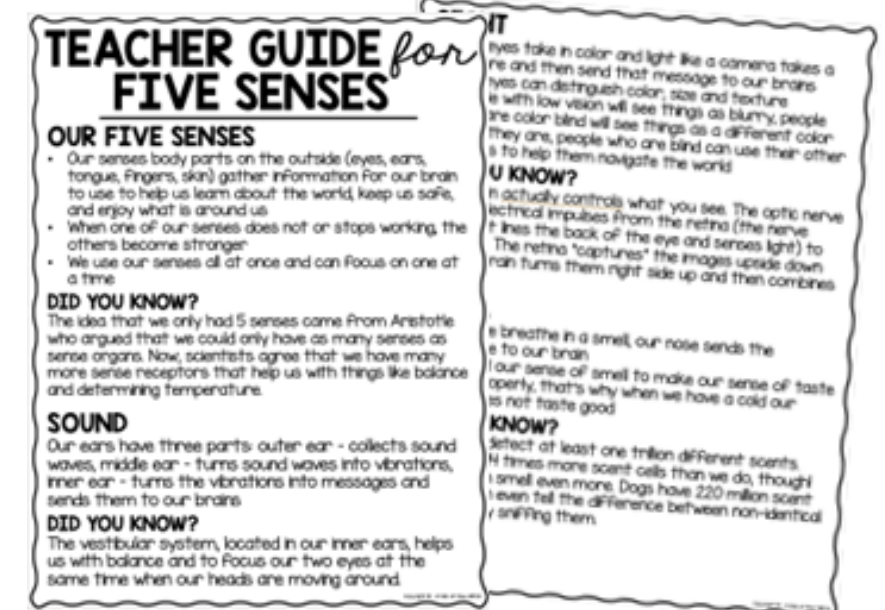
science: **FIVE SENSES**

Dear Families,
We are learning All About our Five Senses in the classroom this week. We are studying our sense of smell, sight, sound, taste, and touch. Using our five senses we are guessing and describing what objects are...just like real scientists!

At Home Activity:
To learn about the five senses at home - you can find an empty box with a lid and cut a small hole in it, just big enough for a hand to fit. Fill the box with different items and pass the box around having family members use their five senses to try and guess what the object is without seeing it.

Copyright © All of the Hill Co.

at-home letter



TEACHER GUIDE for FIVE SENSES

OUR FIVE SENSES

- Our senses body parts on the outside (eyes, ears, tongue, fingers, skin) gather information for our brain to use to help us learn about the world, keep us safe, and enjoy what is around us.
- When one of our senses does not or stops working, the others become stronger.
- We use our senses all at once and can focus on one at a time.

DID YOU KNOW?
The idea that we only had 5 senses came from Aristotle who argued that we could only have as many senses as sense organs. Now, scientists agree that we have many more sense receptors that help us with things like balance and determining temperature.

SOUND
Our ears have three parts: outer ear - collects sound waves, middle ear - turns sound waves into vibrations, inner ear - turns the vibrations into messages and sends them to our brains.

DID YOU KNOW?
The vestibular system, located in our inner ears, helps us with balance and to focus our two eyes at the same time when our heads are moving around.

IT
Eyes take in color and light like a camera takes a picture and then send that message to our brains. Eyes can distinguish color, size and texture. People with low vision will see things as blurry, people who are color blind will see things as different colors. They are, people who are blind can use their other senses to help them navigate the world.

U KNOW?
It actually controls what you see. The optic nerve carries electrical impulses from the retina (the nerve at the back of the eye and senses light) to the brain. The retina "captures" the images upside down and then turns them right side up and then combines them.

KNOW?
It breathes in a smell, our nose sends the message to our brain. Our sense of smell to make our sense of taste clearer, that's why when we have a cold our sense of taste is not as good.

KNOW?
Detect at least one trillion different scents. Humans have more scent cells than we do, though. Dogs have 220 million scent cells. Even tell the difference between non-identical scents.

teacher guide




SCIENCE CENTER for FIVE SENSES

GETTING STARTED
Fill your center with lots of fun materials that your kids can use to investigate and explore their five senses. Include things to touch and smell, different things that are interesting to look at, and items that students can make noise with. We recommend leaving "taste" items out of your science center and instead doing a supervised taste activity. Make sure to include some books and vocabulary cards in your center as well.

SHARING TIME

- Have the students who went to the science center that day tell the class what they discovered or observed and any questions they may have. We have a list of open-ended questions in this unit.
- If a child makes an exciting discovery in the science center, you can ask classmates to join you near the science center so your little scientist can share their findings and enthusiasm in just a short minute or two.
- Use a sign or chant that designates it is time for the kids to congratulate the scientist and return to their center. It can be as simple as a fist bump, high five, thumbs up, or a saying like, "Good Job, Good Job, Hey!"
- Your student's enthusiasm in the science center will entice others to go there tomorrow.

science center



QUESTIONS TO ASK for FIVE SENSES

SCIENCE talk

FIVE SENSES
Why are our 5 senses important to us?

What do you think would happen if I couldn't use our sense of: touch, to smell, sight, hearing. This may lead to discussion of visually and hearing-impaired people.

Can you recall what sense you use to... see a rainbow in the sky, kiss someone, know someone is popcorn, pet a soft puppy, eat? Describe what happens to your sense when you have a cold.

TOUCH
Can you explain the difference between a piece of rough sandpaper or cotton ball?

How would you know...?
Why do you think that...?
What else might have caused...?
How can you explain your findings? Recall in your own words.
How was it different than...?
How will you know if...?
Do you think you could...?
How did you decide...?
Can you tell me about that?
How does that work?
Can you draw me a picture of your findings?
What will happen if...?
What do you think is most important?
What happened when...?
How would you change it?
How is this similar to something else you know?
Can you think of another way...?
Create a new solution.
How would you handle this problem/challenge/question?

science questions



FIVE SENSES VIDEOS
To help you with your planning of your Five Senses Unit, we have curated a list of our favorite Five Senses VIDEOS!

FIVE SENSES SONGS
To help you with your planning of your Five Senses Unit, we have curated a list of our favorite Five Senses SONGS!

FIVE SENSES BOOKS
To help you with your planning of your Five Senses Unit, we have curated a list of our favorite Five Senses BOOKS!

Click anywhere on the page to be taken to our Amazon Favorites.

resource lists

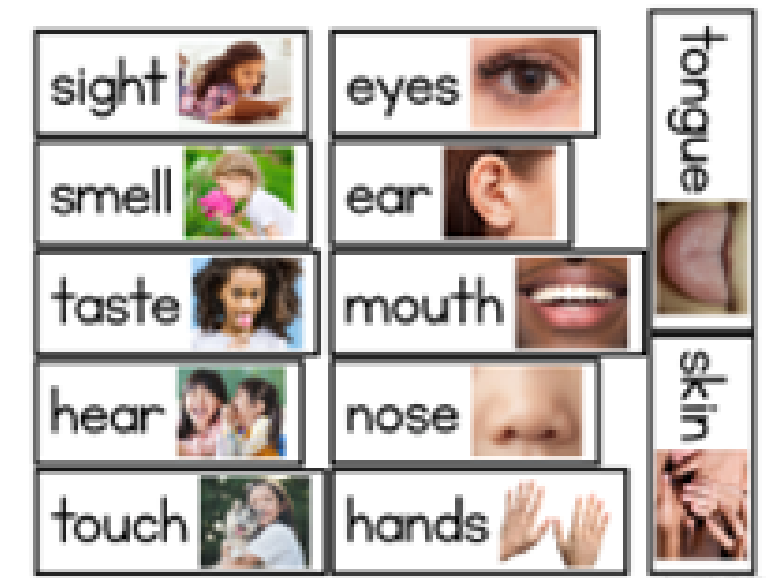
Take a Closer Look:




definition posters




writing center



word wall



sight center



circle maps



bingo game


Take a Closer Look:



draw 4 things




smell center



matching sheet



5 senses sort



drawing worksheet



and so much more!

Why Teachers LOVE it:



OPTIONS

- ✓ Variations for differentiating
- ✓ Printables in color and B&W



EASY TO USE

- ✓ Teacher Guide
- ✓ Lesson Plans
- ✓ Cross-curricular activities



ENGAGING

- ✓ Real Pictures
- ✓ Fun Crafts
- ✓ Hands-on Activities



What Teachers Are Saying



“This unit is a lifesaver! My kinders love every activity and it is little to zero prep to teach all about senses. Thank you!”



“I’m using this in Kindergarten. I was struggling to find relevant resources. This unit is so well done and I wish I had found it sooner!”




“Your resources are literally my go-to for every science concept that I teach. Thank you so much for creating such amazing content!”



Buy the bundle and SAVE!

- ✔ Save \$320
- ✔ Get over 50 units
- ✔ 12 months of science experiments

CLICK HERE



SCIENCE ENDLESS BUNDLE



KINDER over 50 units

meet the team

I'm Jennifer... I am the founder and creator of A Dab of Glue Will Do and Dollar Teachers Club. I taught Kindergarten and 1st grade. I have a stash of chocolate in my desk and a Starbucks tea in my hand to keep me going. I love reading and watching my kiddos play soccer and do taekwondo.

jennifer



Here at A Dab of Glue Will Do, our team makes the lives of busy teachers a little easier by creating meaningful classroom resources to engage, encourage, and meet the needs of their little learners.

When you purchase from us, know that you're getting quality products made by teachers, for teachers. Customer service is our top priority, so please reach out to us with any questions or concerns.



Join the Club!

When you join the Dollar Teachers Club, you get access to all of the printable AND digital products we've ever made, all of our freebies, exclusive members-only monthly resources, and lots more, all in ONE place. Save money, stress, and lots of time, and join the Dollar Teachers Club today!

DOLLAR TEACHERS club 



Let's Connect! ❤️



Did you know we send out freebies and teacher tips every Sunday? Want to be the first to know when we have a new product, sale, or special event?

Click the button below to join our community.

