

JAMIE O'ROURKE AND THE BIG POTATO BOOK COMPANION PACK

Book companion
activities to make
reading more fun!

Name: _____
If I could grow something very big I would grow a...

Name: _____
CHARACTERS
SETTING
PROBLEM
SOLUTION
WRITE PART

Name: _____
Potato Survey
Walk around the room and survey 10 people.
Cross off a number for each person you survey:
1 2 3 4 5 6 7 8 9 10

Ask 10 people:
"Do you like to eat potatoes?"

Graph the data

Most people said:
yes no

Name: _____
COMPREHENSION QUESTIONS

Name: _____
Jamie's Sequence
Cut out the pictures and glue in the correct order.

Name: _____
Vocabulary
Cut and glue the picture to match the word.

wish avoid
sprouted show wish

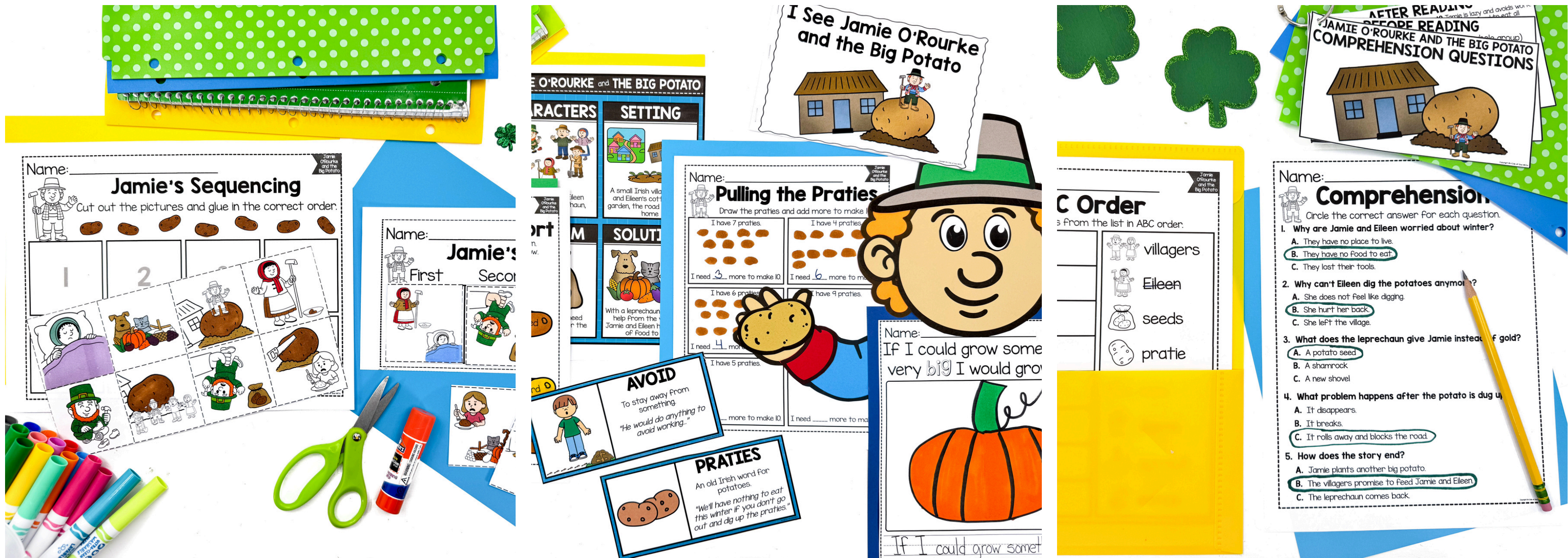
PK-2ND **365 PAGES**

scroll
**to take a
peek
inside**

Here is what is included:

- ✓ Reading comprehension worksheets
 - ✓ Vocabulary practice and emergent readers
 - ✓ Sequencing and retelling activities
 - ✓ Writing prompts and word wall cards
 - ✓ Math worksheets and centers
 - ✓ Craft and story element flipbook
 - ✓ Science connections and STEM activities
- ...and SO much more!

Here is a Sneak Peak:




Students will have a blast completing activities that go along with the read-aloud!

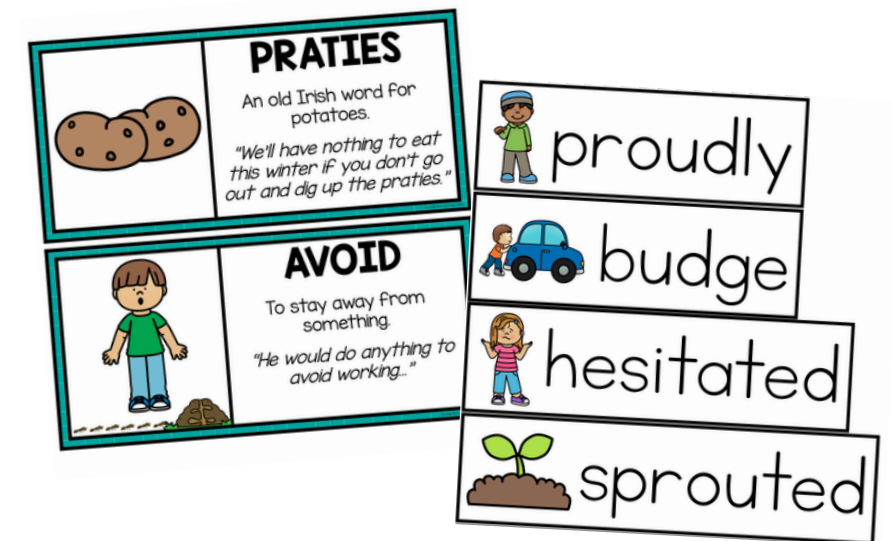
Take a Closer Look:



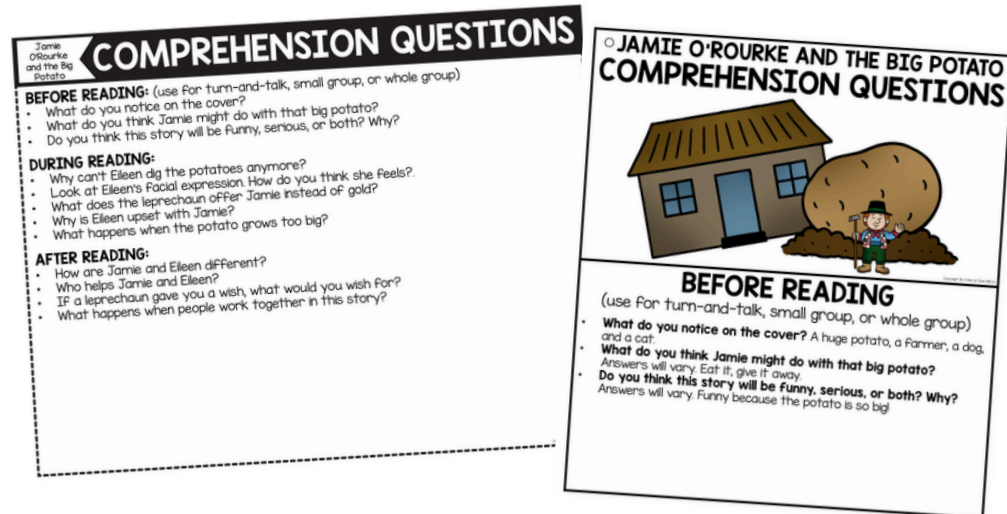
anchor chart



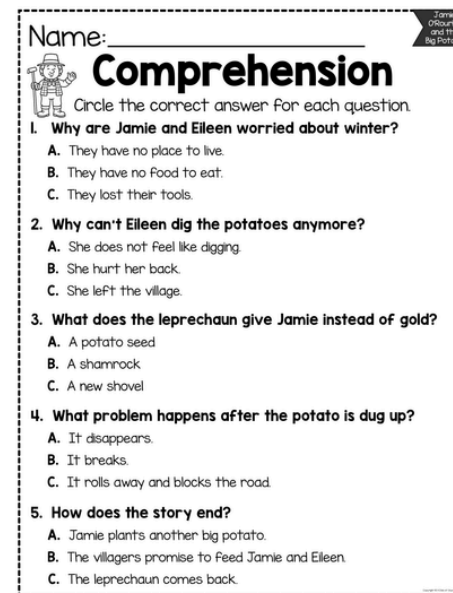
author & illustrator info



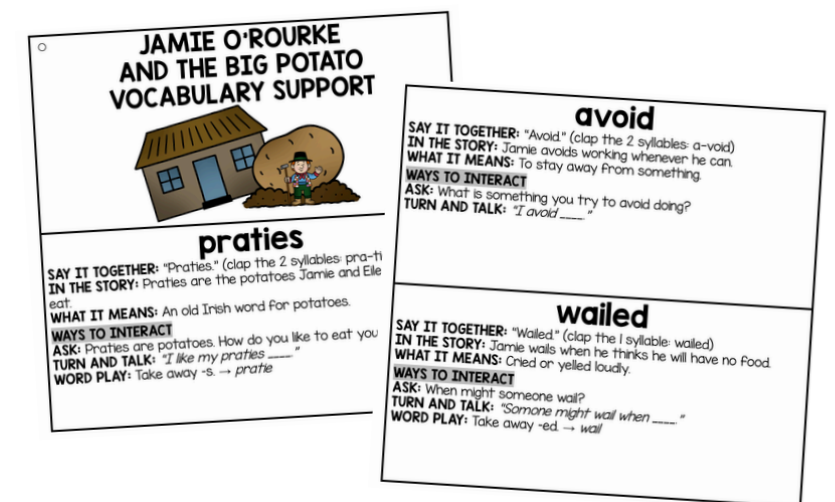
vocab & word wall



comprehension tools




comprehension worksheet

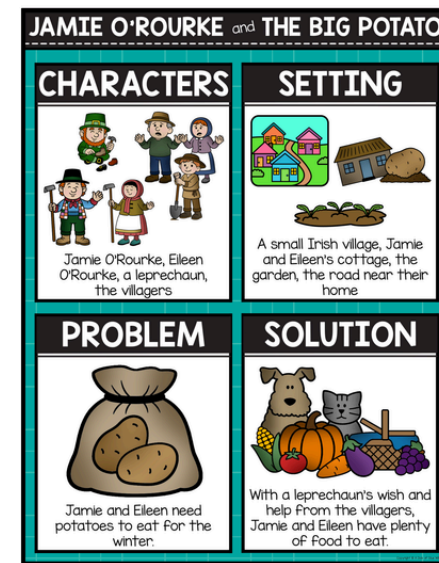


vocab support

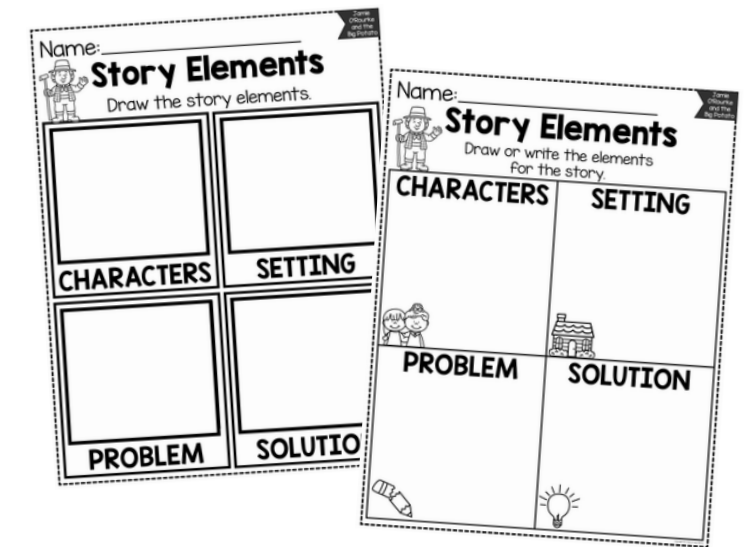
Take a Closer Look:



vocab practice



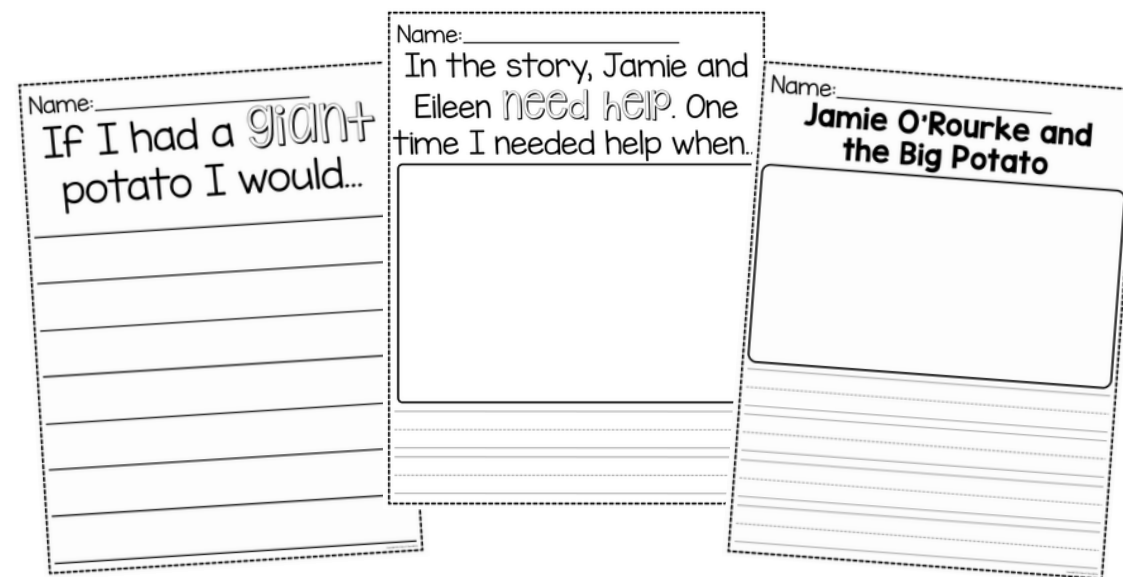
story elements poster



elements worksheets



writing craftivity



writing prompts



puppets

Take a Closer Look:



craft

Name: _____

Jamie's Sequencing

First	Second	Third	Fourth
1	2	3	4

Cut out the pictures and glue in the correct order:

Name: _____

Jamie's Sequencing

Cut out the pictures and glue in the correct order:

1	2	3	4	5
6	7	8	9	10

cut and paste sequence

Name: _____

Jamie's Sequence

Sequence the sentences and draw pictures for each event:

First	Next
Then	Last

read and sequence

Name: _____

Sequencing

Cut and glue the story events in the correct order:

1	The villagers promised to bring them Food instead. Jamie and Eileen always had enough to eat.
2	Everyone sowed and chopped the potato. They shared it and ate potatoes all winter long.
3	Jamie O'Rourke was very lazy. Eileen did all the work.
4	Eileen hurt her back digging potatoes. She had to stay in bed. Jamie was worried. They would have no Food.
5	The seed grew into a very big potato. Jamie could not pull it out.
6	Jamie saved a potato eye to plant in the spring. The villagers begged him not to plant it.
7	The villagers came to help dig. The potato popped out, rolled down the hill, and got stuck.
8	Jamie caught a leprechaun. The leprechaun gave Jamie a seed and he planted it.

sentence sequencing

I see Jamie

I see Jamie O'Rourke and the Big Potato

I see Eileen

I see Eileen

I see reader

This is a potato. It grows from the spots called eyes. The shoots grow up.

A Potato Grows

This is a potato. It grows from the spots called eyes. The shoots grow up.

A Potato Grows

This is a potato. It grows from the spots called eyes. The shoots grow up.

potato reader

Take a Closer Look:

Jamie O'Rourke and the Big Potato

Name: _____

CHARACTERS
SETTING
PROBLEM
SOLUTION
FAVORITE PART

flip book activity

Name: _____

Making Predictions
Jamie caught a leprechaun!

What do you think Jamie wish for?

Name: _____

Making Predictions
The leprechaun gave Jamie a magic seed.

What do you think will happen when Jamie plants the seed?

making predictions

Name: _____

Author's Purpose
Check the author's purpose for writing the book.

The author wrote this story...

- To persuade the reader.
- To entertain the reader.
- To inform the reader.

Draw and write to support the author's purpose.

author's purpose

Name: _____

My Opinion
Draw and write your opinion of the story.

I think...

opinion writing

Name: _____

Main Idea
Draw and write the main idea of the story.

The main idea of the story

Name: _____

Main Idea & Details
Write the main idea of the story.

Draw and write 3 supporting details for the main idea.


main idea worksheets

Name: _____

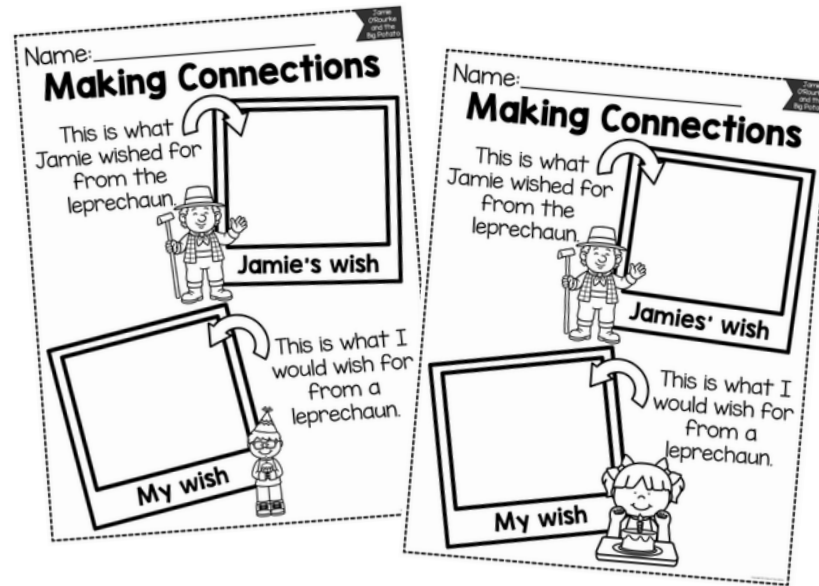
Favorite Part
Draw and write your Favorite part of the story.

favorite part

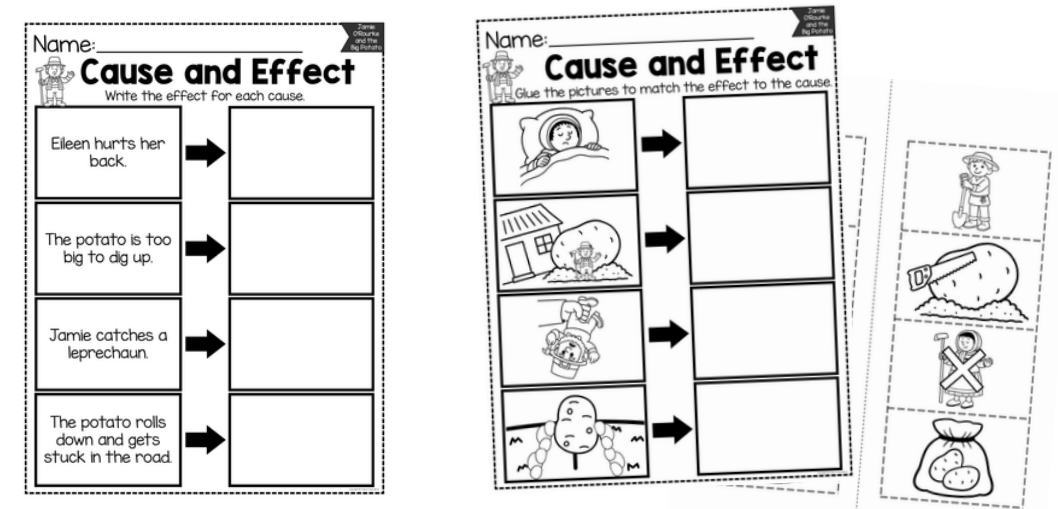
Take a Closer Look:




problem & solution



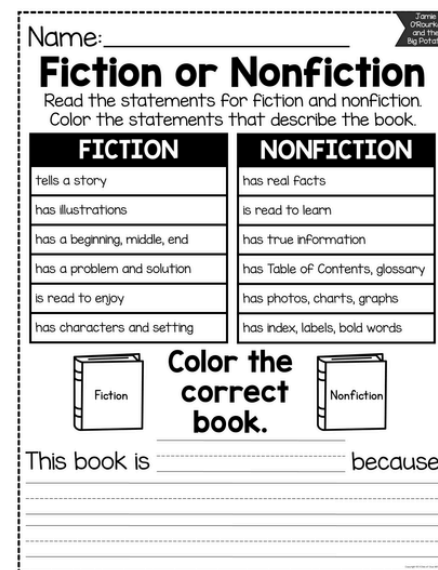
making connections




cause and effect



circle maps




fiction or nonfiction



ABC order

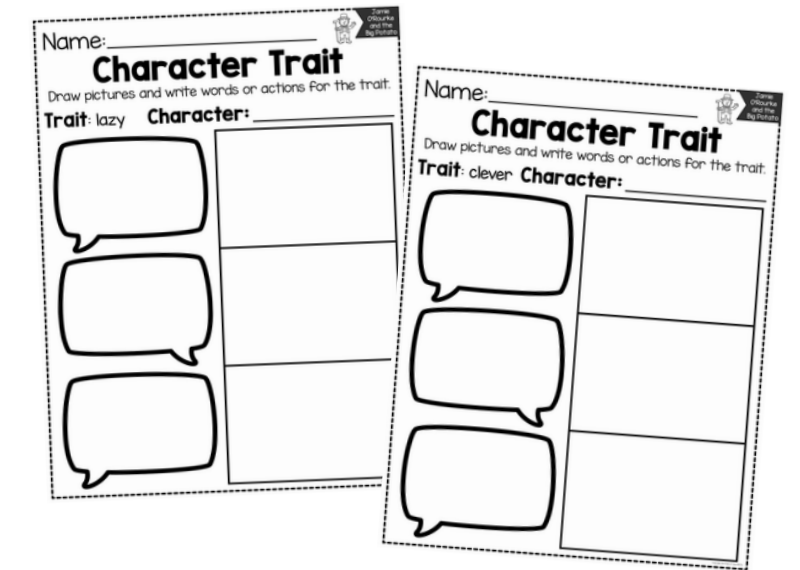
Take a Closer Look:



character analysis




traits sort




character traits



moral worksheets

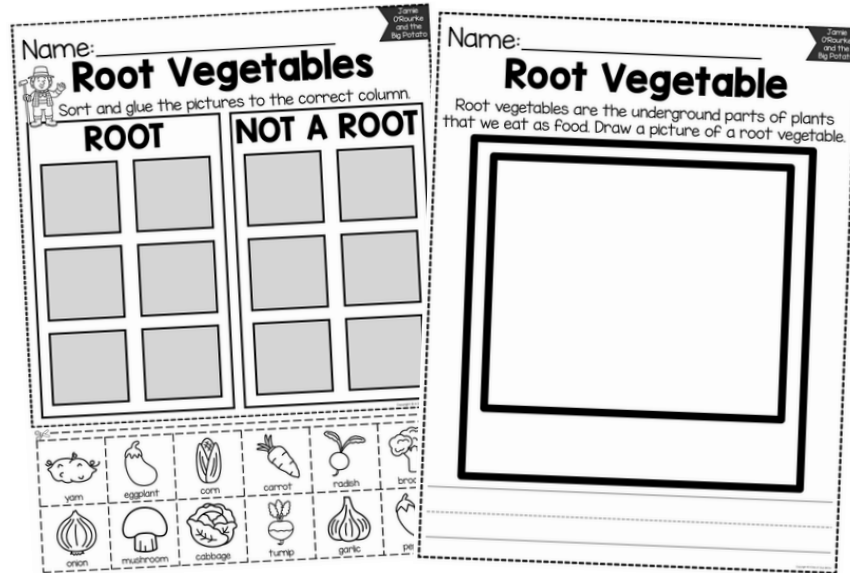


potato life cycle

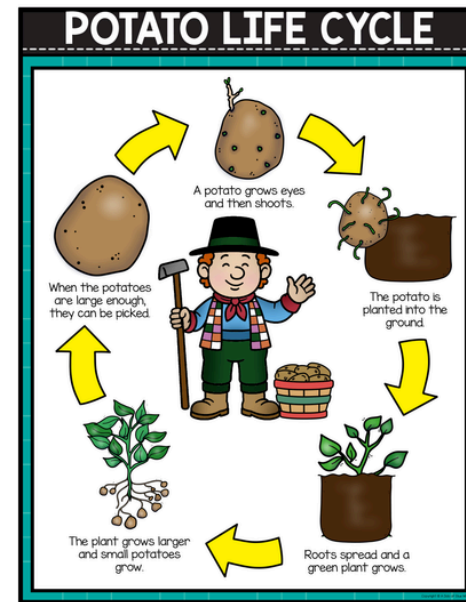


labeling

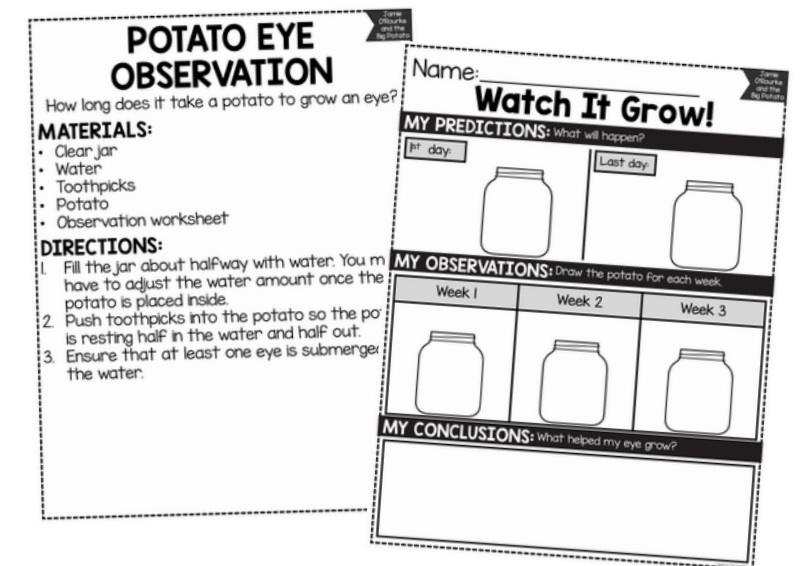
Take a Closer Look:



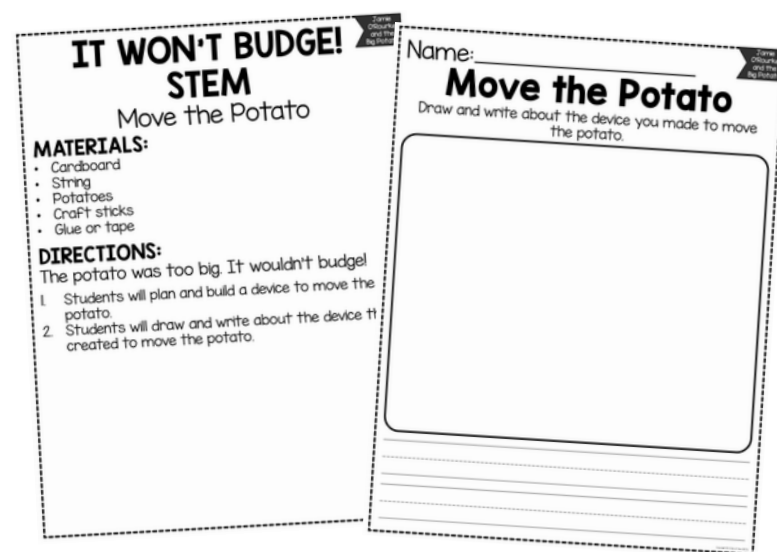
root vegetables



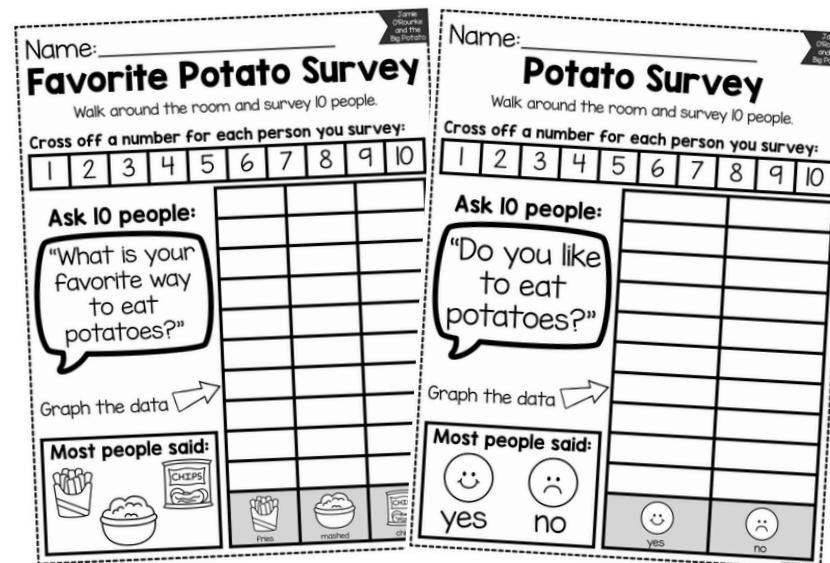
life cycle poster




eye observation



STEM challenge

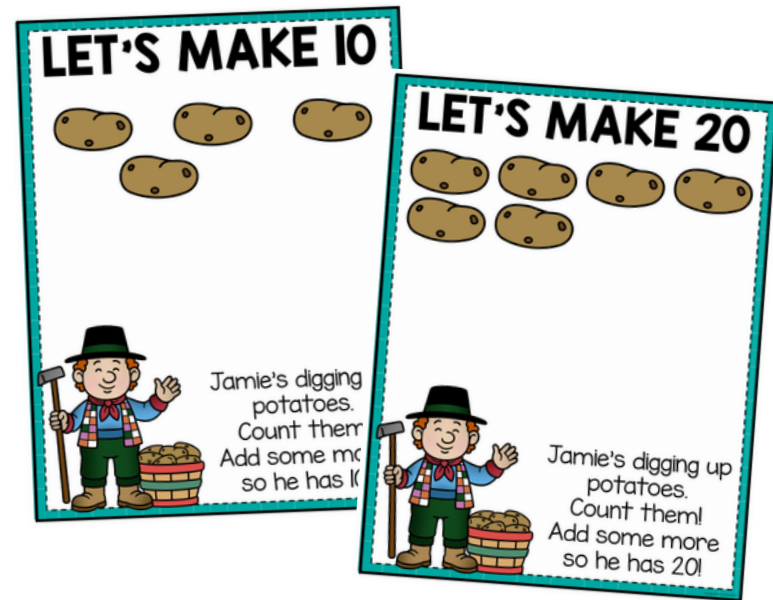


survey worksheets

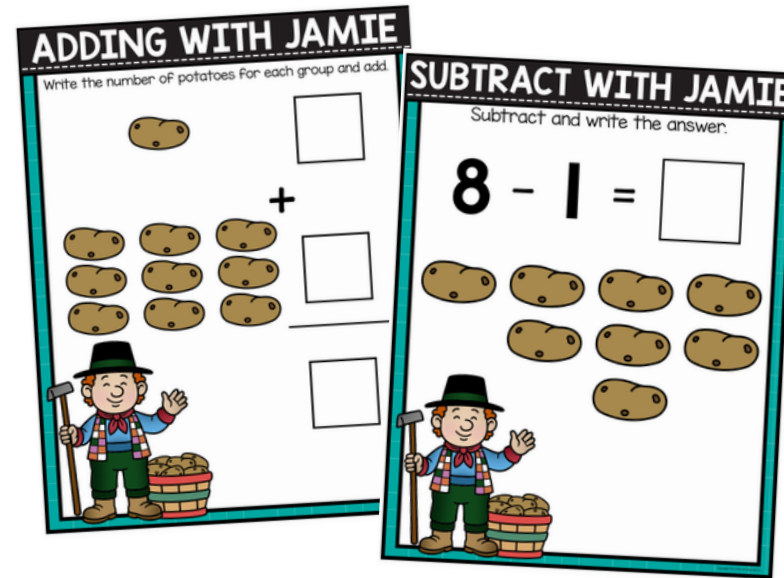


math worksheets

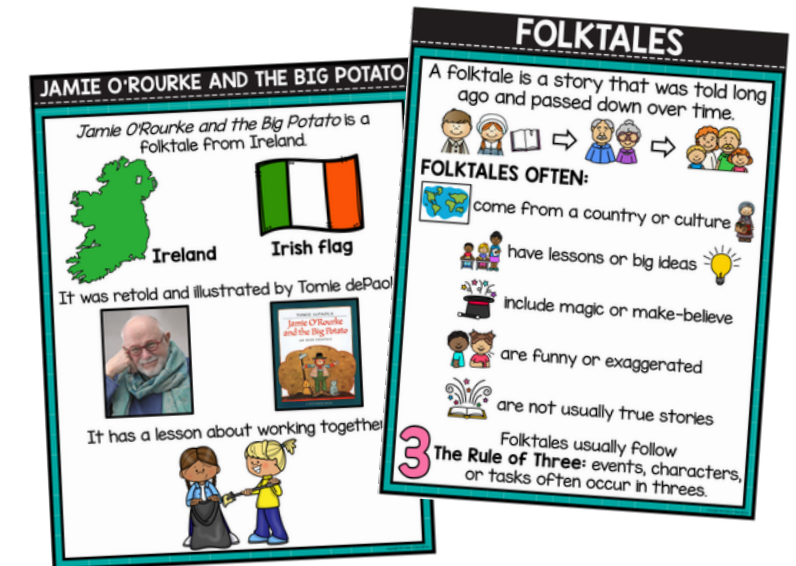
Take a Closer Look:



make 10/20 mats



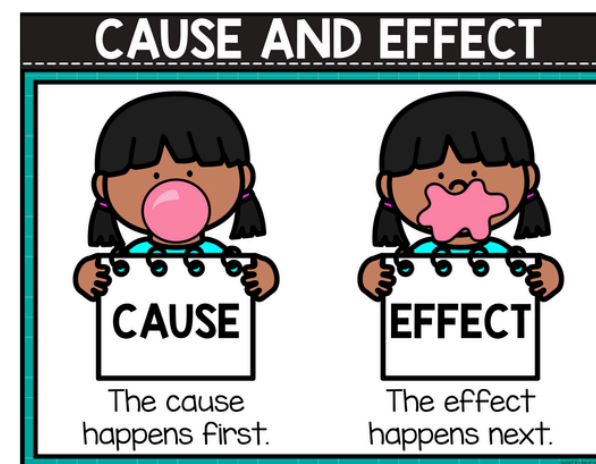
add/subtract mats



folktale posters



moral poster



cause & effect poster



cause & effect puzzles

Why Teachers LOVE it:



OPTIONS

- ✓ Variations for differentiating
- ✓ Printables in color and B&W



EASY TO USE

- ✓ Teacher Tools
- ✓ Low-prep
- ✓ Activity Directions



ENGAGING

- ✓ Real Pictures
- ✓ Fun Crafts
- ✓ Hands-on Activities



What Teachers Are Saying



“I can’t wait to use this every spring! There are so many fun things to choose from!”



“This was the perfect book companion for Jamie O’Rourke and the Big Potato!”



“These activities were the perfect companion to go with the story! Students enjoyed them very much! Thank you!”



Buy the bundle and SAVE!

- ✔ Save over \$240
- ✔ Get over 30 stories
- ✔ Get literacy, math, & science activities

CLICK HERE 

BOOK COMPANION MEGA BUNDLE



GROWING  **34 STORIES**

meet the team

I'm Jennifer... I am the founder and creator of A Dab of Glue Will Do and Dollar Teachers Club. I taught Kindergarten and 1st grade. I have a stash of chocolate in my desk and a Starbucks tea in my hand to keep me going. I love reading and watching my kiddos play soccer and do taekwondo.

jennifer



Here at A Dab of Glue Will Do, our team makes the lives of busy teachers a little easier by creating meaningful classroom resources to engage, encourage, and meet the needs of their little learners.

When you purchase from us, know that you're getting quality products made by teachers, for teachers. Customer service is our top priority, so please reach out to us with any questions or concerns.



Join the Club!

When you join the Dollar Teachers Club, you get access to all of the printable AND digital products we've ever made, all of our freebies, exclusive members-only monthly resources, and lots more, all in ONE place. Save money, stress, and lots of time, and join the Dollar Teachers Club today!

DOLLAR TEACHERS club 



CLICK HERE 



Let's Connect! ❤️



Did you know we send out freebies and teacher tips every Sunday? Want to be the first to know when we have a new product, sale, or special event?

Click the button below to join our community.

