

# JACK & THE BEANSTALK ACTIVITY PACK

Encourage early literacy skills with popular stories!



*scroll*  
to take a  
peek  
inside

**PK-1ST** 280 PAGES

# Here is what is included:

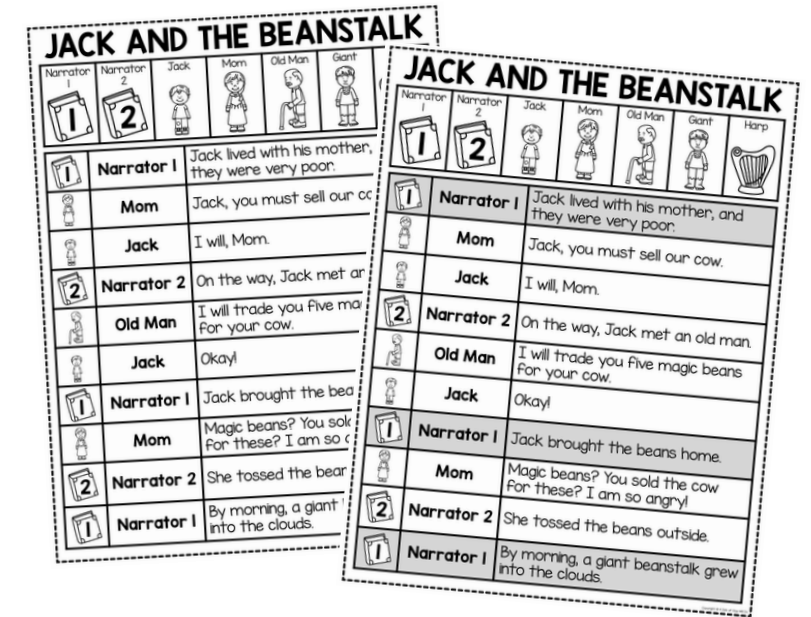
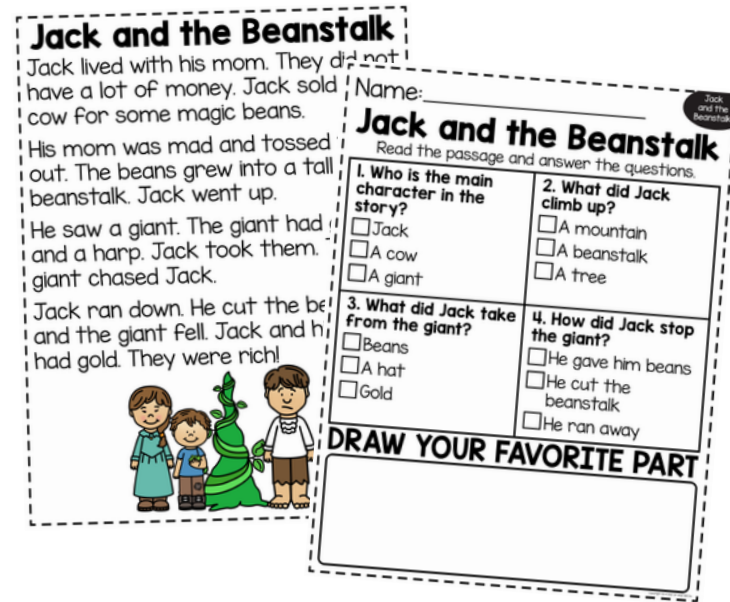

- ✔ 280 printable pages
  - ✔ Large teacher book for presenting
  - ✔ Sequencing activities and writing projects
  - ✔ Math and literacy worksheets
  - ✔ Readers theatre scripts, hats, and puppets
  - ✔ Sorts and pocket chart centers
  - ✔ Crafts and popsicle stick puppets
- ...and SO much more!

# Here is a Sneak Peak:



Have everything you need to teach a cross-curricular Jack and the Beanstalk unit!


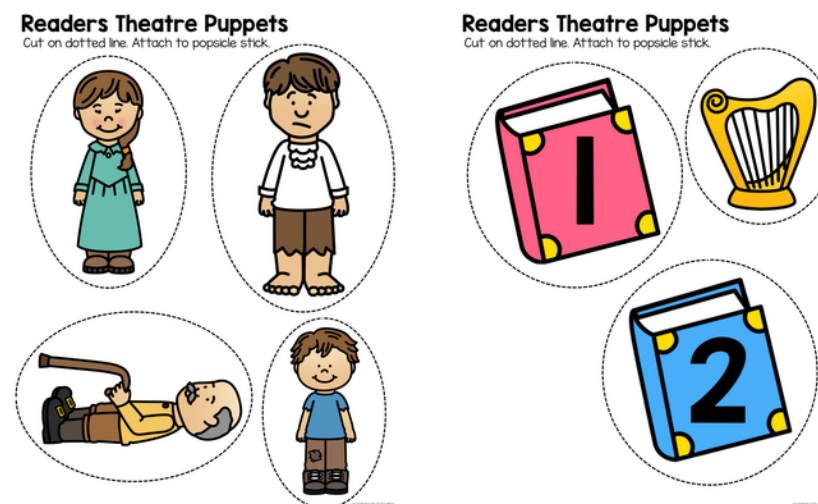
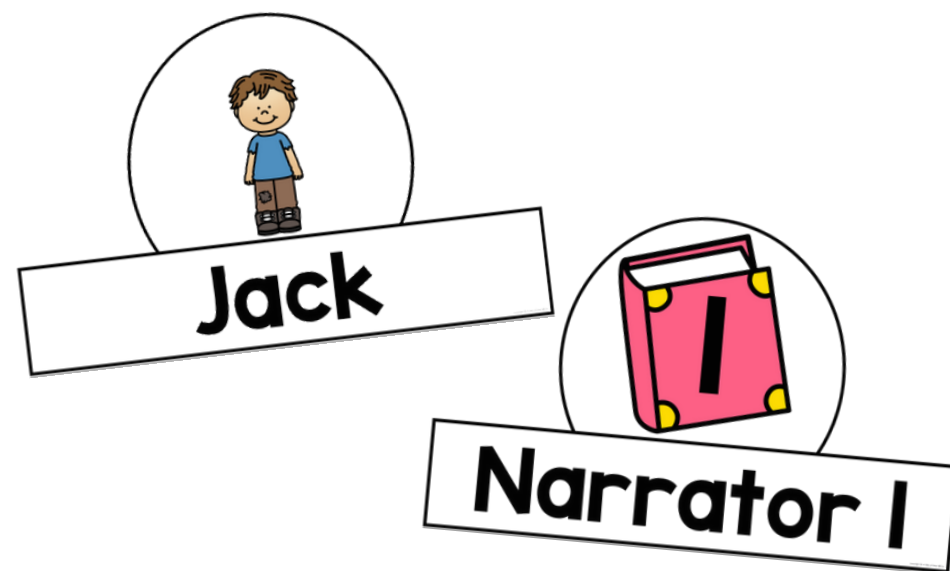
# Take a Closer Look:



teacher books

passages & questions

readers theatre




readers theatre hats

theatre puppets

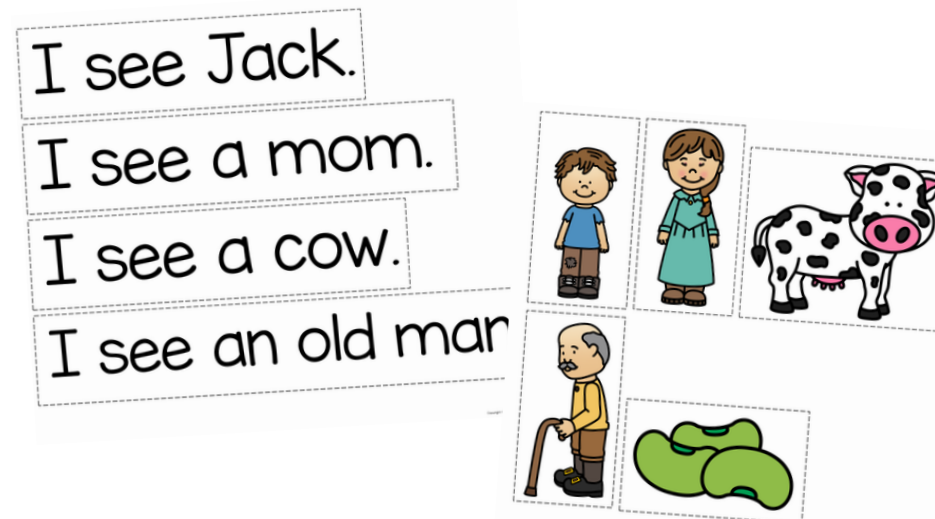

sequencing cards

# Take a Closer Look:



pocket chart sequence cut & paste sequencing

"I see" reader



"I see" cut & paste

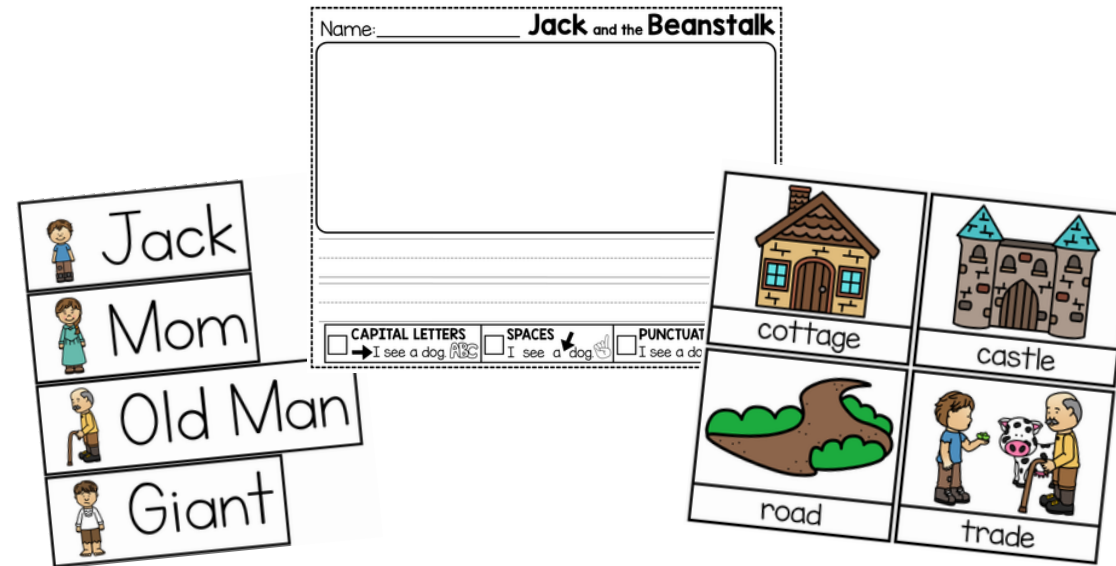
"I see" pocket chart

craft stick puppets

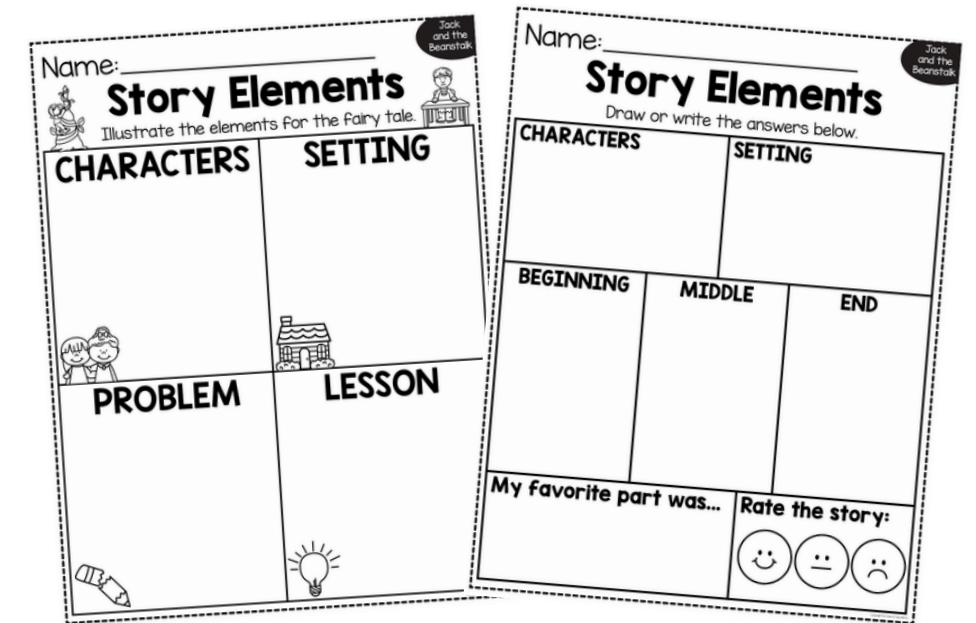
# Take a Closer Look:



crafts



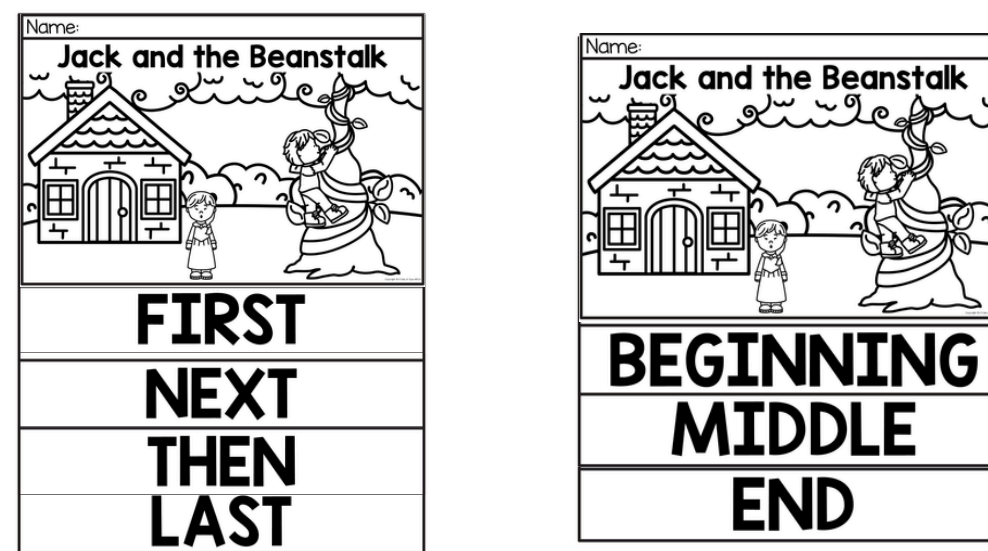
word wall & writing




elements worksheets



spin & retell wheel




sequencing books




character review

# Take a Closer Look:




vocab practice



cause and effect



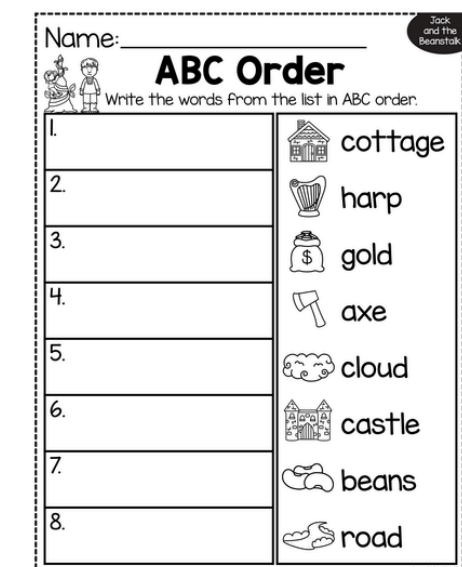
STEM activities



setting worksheets



element posters



ABC order

# Take a Closer Look:

Name: \_\_\_\_\_

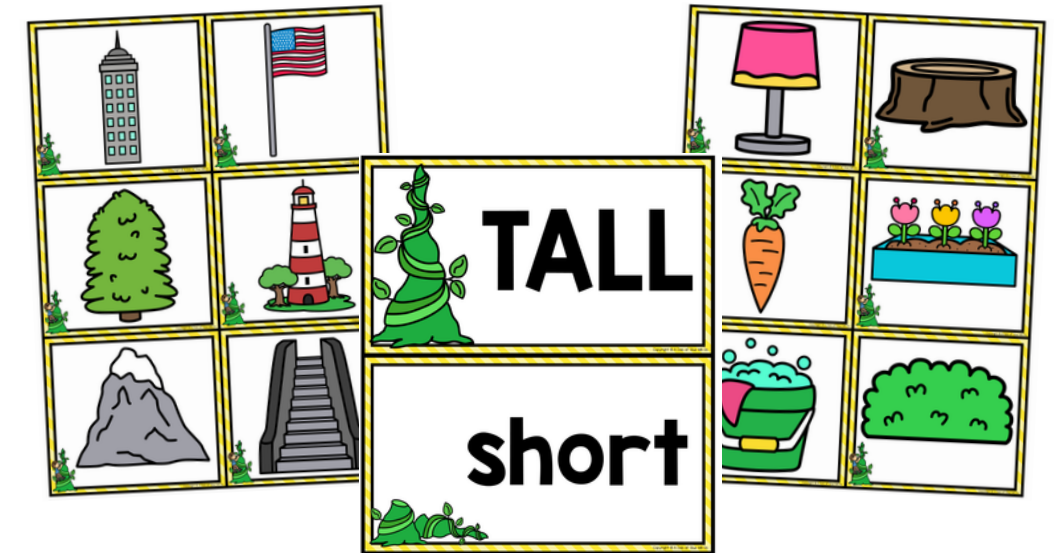
**Comprehension**  
Answer the questions about the story.

1. How many beans did Jack get?
2. Where does the giant live?
3. What did Jack take from the giant?
4. Why was Jack's mom angry?
5. Who sold Jack the magic beans?
6. Who gave Jack food?

Name: \_\_\_\_\_

**Character Traits**  
Write words to describe the giant.

Giant



comprehension

character trait maps

tall or short sort

Name: \_\_\_\_\_

**Moral of Story**  
What was the lesson the author wanted you to learn?  
Draw and write the moral of the story.

The moral

Name: \_\_\_\_\_

**Making Predictions**  
How do you think Jack's mom felt when Jack climbed the beanstalk? Draw and write your prediction.

I think

Name: \_\_\_\_\_

**Character Sort**  
Sort the pictures to match the character.

JACK	MOM
GIANT	

moral worksheet

predictions worksheet

character sort




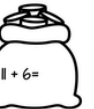






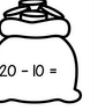




# Take a Closer Look:

Name: \_\_\_\_\_

### Add or Subtract

Solve the addition and subtraction problems.





 $12 + 4 =$	 $15 - 8 =$	 $19 - 1 =$	 $11 + 6 =$
 $10 - 6 =$	 $13 - 3 =$	 $17 + 3 =$	 $4 + 5 =$
 $18 - 6 =$			 $20 - 10 =$
 $15 + 2 =$			 $10 + 8 =$

add or subtract

Name: \_\_\_\_\_

### Addition Stories

Solve the addition problems.





 Jack climbed 8 feet in the morning and 3 feet in the afternoon. How many feet did Jack climb in all?  _____ + _____ = _____	 The giant ate 10 sandwiches one day and 7 sandwiches the next day. How many sandwiches did he eat in all?  _____ + _____ = _____
 Mom dropped 4 beans in the garden and dropped 2 beans out the window. How many beans did Mom drop in all?  _____ + _____ = _____	 Jack counted 5 gold coins and then found 9 more gold coins. How many golden coins are there in all?  _____ + _____ = _____

addition stories

Name: \_\_\_\_\_

### Subtraction Stories

Solve the subtraction problems.

 There were 15 clouds in the sky. 2 clouds floated away. How many clouds are in the sky now?  _____ - _____ = _____	 Jack counted 13 gold coins. 7 gold coins fell out of the bag. How many gold coins are left in the bag?  _____ - _____ = _____
 The harp has 10 strings. Jack did not break any strings while running. How many strings are on the harp now?  _____ - _____ = _____	 The old man had 4 magic beans. He gave Jack 5. How many magic beans does he have left?  _____ - _____ = _____

subtraction stories

Name: \_\_\_\_\_

### C, K, or CK

Write the correct ending for each word.


 du ____	 mil ____	 musi ____	 magi ____
 boo ____	 lo ____	 for ____	 si ____
 garli ____	 tru ____	 hoo ____	 shar ____

word endings

Name: \_\_\_\_\_

### ABC order


Write the letters in ABC order.

_____	_____	_____	_____	_____	_____
_____	_____	_____	_____	_____	_____
_____	_____	_____	_____	_____	_____
_____	_____	_____	_____	_____	_____
	_____	_____	_____	_____	_____

Name: \_\_\_\_\_

### ABC order

Fill in the missing letters.


_____	B	_____	E	F
_____	I	_____	L	_____
_____	N	P	_____	_____
	S	_____	V	_____
_____	X	Z	_____	_____

writing letters

Name: \_\_\_\_\_

### ABC order

Fill in the missing letters.

A	B	C	D	E	F
G	H	I	J	K	L
M	N	O	P	Q	R
	S	T	U	V	_____
_____	W	X	Y	Z	_____


tracing letters

# Take a Closer Look:

Name: \_\_\_\_\_

### Jack's Journey

Help Jack find his way back to home. Color the pictures that start with the /j/ sound.



Name: \_\_\_\_\_

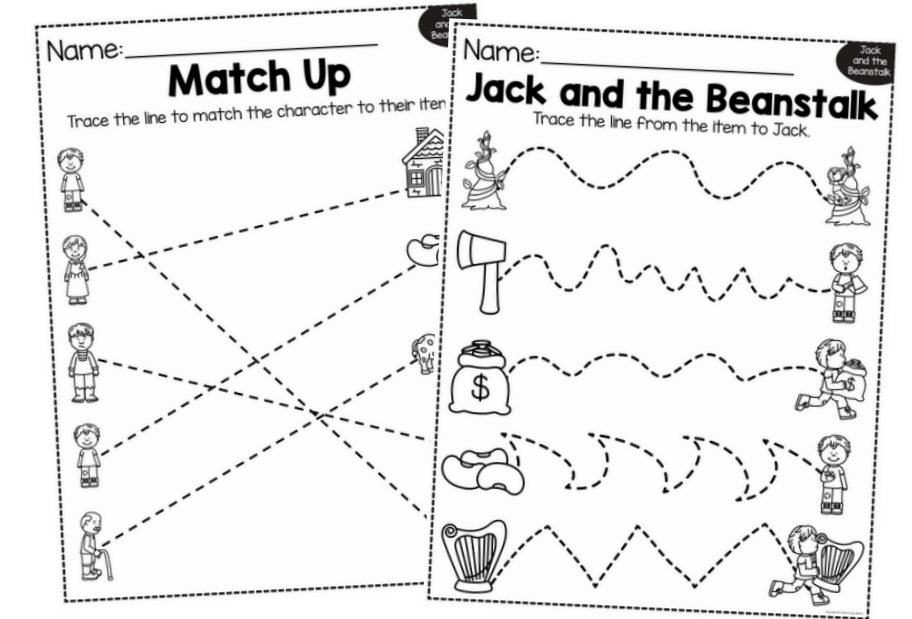
### True or False

1. Jack got money for the cow. 😊 😞
2. The giant was mean. 😊 😞
3. Jack got away from the giant. 😊 😞
4. The beans were magic. 😊 😞
5. Jack's mom climbed the stalk. 😊 😞
6. The beanstalk broke. 😊 😞
7. The old man tricked Jack. 😊 😞
8. Jack stole the giant's harp. 😊 😞

Name: \_\_\_\_\_

### Match Up

Trace the line to match the character to their item.



maze activity


true or false

tracing activity

Name: \_\_\_\_\_

### Label the Picture

castle	sky	Jack
beanstalk	road	cloud



Name: \_\_\_\_\_

### Adjectives

Color the word that describes each picture.

			
small	funny	sharp	square
tall	red	silly	pink
short	old	mad	surprised

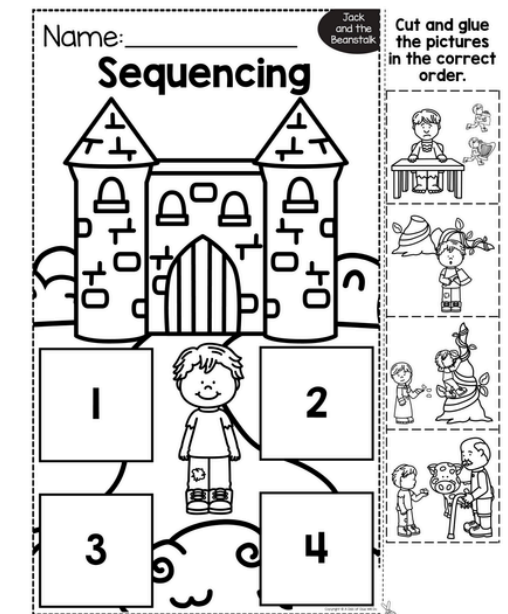


			
mean	hard	angry	sharp
nice	soft	glad	sad
happy	green	huge	long

Name: \_\_\_\_\_

### Sequencing

Cut and glue the pictures in the correct order.



label activity

adjectives

and so much more!

# Why Teachers LOVE it:



## VARIETY

- ✓ Covers many literacy skills
- ✓ Math and STEM activities included



## EASY TO USE

- ✓ Teach once or a complete unit
- ✓ Zero-prep, just print and go!



## ENGAGING

- ✓ Cute crafts
- ✓ Fun centers
- ✓ Hands-on Activities



# What Teachers Are Saying



“It was a great resource to use for this story. My students benefited from the illustrations.”



“This was such a great resource for our classroom. Students used this during our fairy tale unit. Thanks for creating a wonderful resource.”




“These activities were a great addition to our Fairytale unit. My students really enjoyed them.”



# Buy the bundle and SAVE!

- ✓ Save over \$100
- ✓ 10 nursery rhyme units
- ✓ 7 fable and fairytale units

**CLICK HERE**



## NURSERY RHYMES FABLES & FAIRYTALES



**GROWING**

**17 UNITS**

# meet the team

I'm Jennifer... I am the founder and creator of A Dab of Glue Will Do and Dollar Teachers Club. I taught Kindergarten and 1st grade. I have a stash of chocolate in my desk and a Starbucks tea in my hand to keep me going. I love reading and watching my kiddos play soccer and do taekwondo.

*jennifer*



Here at A Dab of Glue Will Do, our team makes the lives of busy teachers a little easier by creating meaningful classroom resources to engage, encourage, and meet the needs of their little learners.

When you purchase from us, know that you're getting quality products made by teachers, for teachers. Customer service is our top priority, so please reach out to us with any questions or concerns.



# Join the Club!

When you join the Dollar Teachers Club, you get access to all of the printable AND digital products we've ever made, all of our freebies, exclusive members-only monthly resources, and lots more, all in ONE place. Save money, stress, and lots of time, and join the Dollar Teachers Club today!

**DOLLAR TEACHERS club** 



# Let's Connect! ❤️



Did you know we send out freebies and teacher tips every Sunday? Want to be the first to know when we have a new product, sale, or special event?

Click the button below to join our community.

