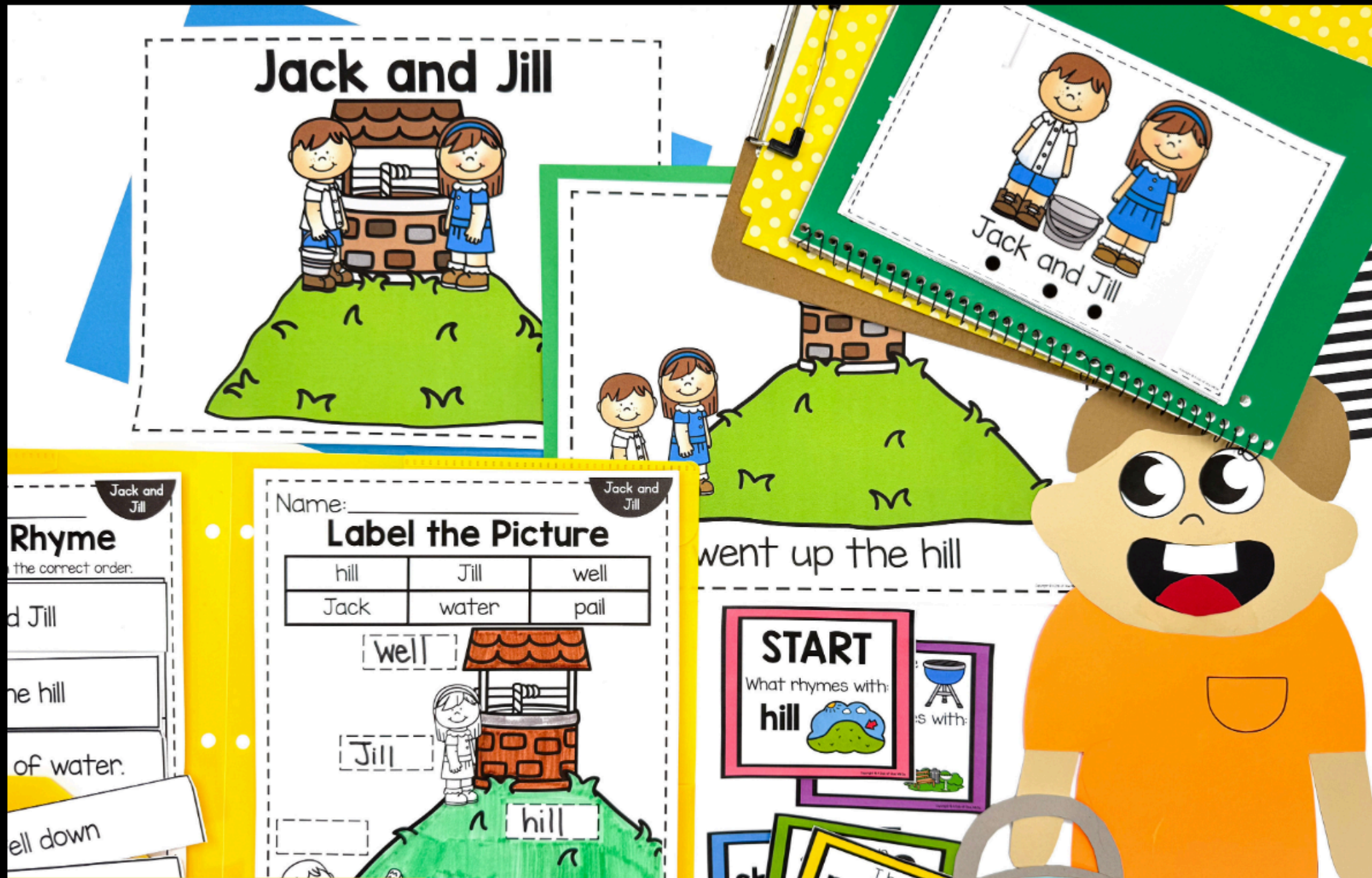


# JACK AND JILL ACTIVITY PACK

Encourage early literacy skills with popular stories!



*scroll*  
to take a  
peek  
inside

**PK-1ST** **236 PAGES**

# Here is what is included:

- ✔ Over 200 printable pages
- ✔ Large teacher books for presenting
- ✔ Half-page students readers in color and B&W
- ✔ Rhyming, syllable, and sequencing activities
- ✔ Math centers and STEM activities
- ✔ Interactive journal and pocket chart center
- ✔ Engaging crafts and popsicle stick puppets  
...and SO much more!

# Here is a Sneak Peak:

**Label the Picture**

hill	Jill	well
Jack	water	pail

**Sequence Rhyme**  
Cut and glue the phrases in the correct order.

Jack and Jill  
went up the hill  
to fetch a pail of water  
Jack fell down  
and broke his crown,  
and Jill came tumbling after.

**Jack and Jill Sequencing**  
Cut out the pictures and glue in the correct order.


**Fix It Up!**  
Read the sentence, edit, and rewrite it correctly.

- how did jack fall down the hill?
- the well is full of water
- i climbed the hill quickly
- will jill carry the pail of water
- can you get help for jack


**Water**  
Draw a line from the boy to the water.

Have everything you need to teach a cross-curricular Jack and Jill unit!


# Take a Closer Look:



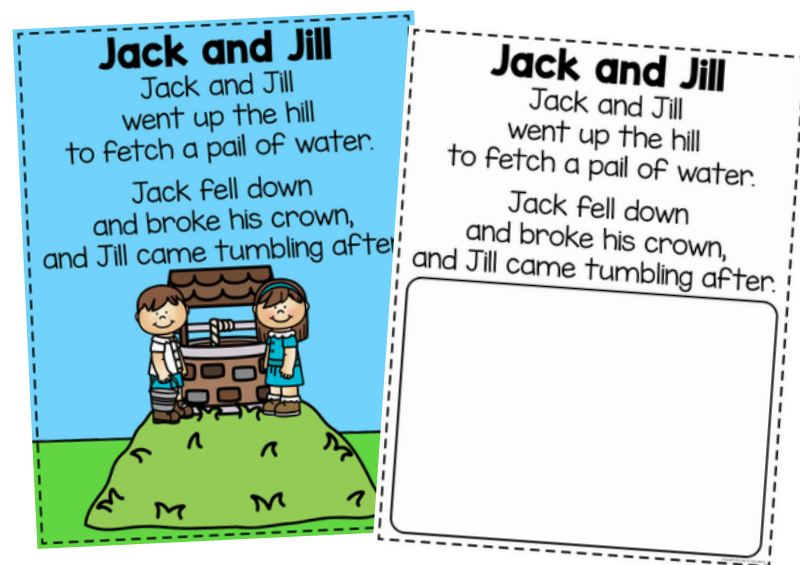
teacher books



student readers




interactive reader



full page posters



sequence cards



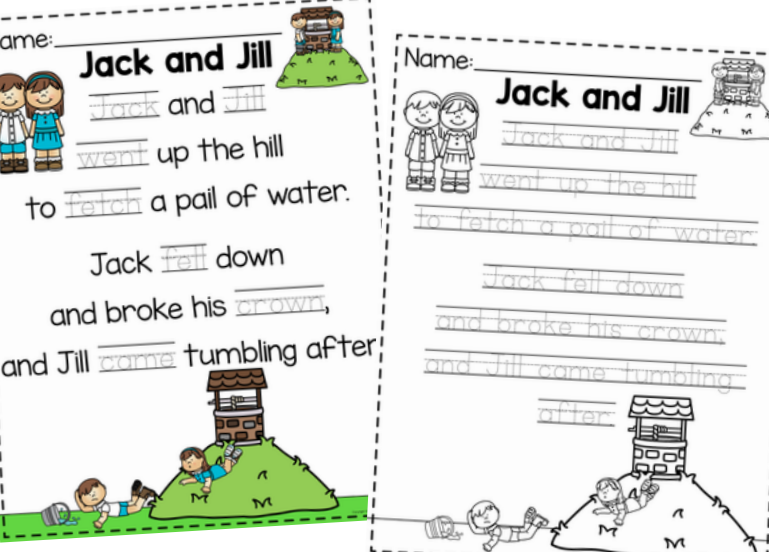
mini cards

# Take a Closer Look:

Name: \_\_\_\_\_

**Jack and Jill**

Jack and Jill  
went up the hill  
to fetch a pail of water.  
Jack fell down  
and broke his crown,  
and Jill came tumbling after.



trace and write

Name: \_\_\_\_\_

**Jack and Jill Sequencing**

Cut out the words and glue them into the correct order at the bottom of the page. Draw a picture.

Name: \_\_\_\_\_

**Jack and Jill Sequencing**

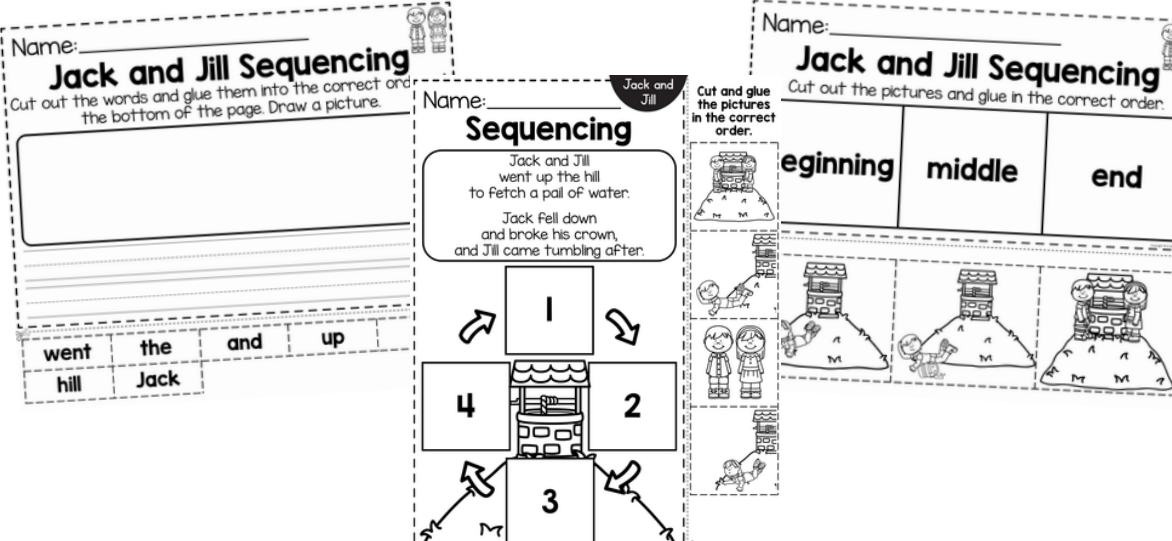
Cut out the pictures and glue in the correct order.

beginning middle end

Jack and Jill went up the hill to fetch a pail of water. Jack fell down and broke his crown, and Jill came tumbling after.

1  
2  
3  
4

went the and up  
hill Jack



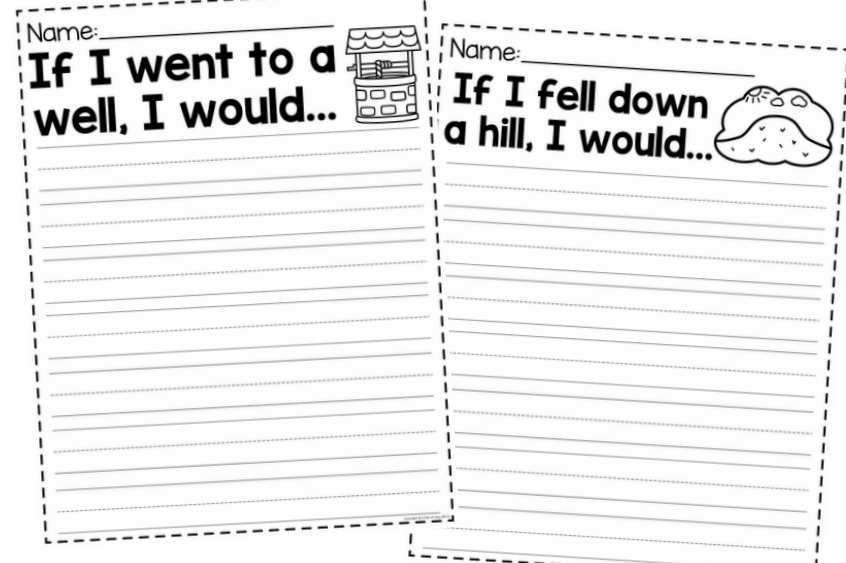
cut & paste sequencing

Name: \_\_\_\_\_

**If I went to a well, I would...**

Name: \_\_\_\_\_

**If I fell down a hill, I would...**



writing prompts

Name: \_\_\_\_\_

**True or False**

1. Jill fell down the hill first. 😊 ☹️

2. They were going to get water. 😊 ☹️

3. Jack and Jill climbed the hill. 😊 ☹️

4. The pail of water spilled. 😊 ☹️


5. The well was full of water. 😊 ☹️

6. Jack broke his crown. 😊 ☹️

7. They had 2 pails of water. 😊 ☹️

8. Jack fell down the hill first. 😊 ☹️

true or false



crafts

Name: \_\_\_\_\_

**What's Missing**

Cut and glue the words in the correct order.

\_\_\_\_\_ and Jill

climbed up the \_\_\_\_\_

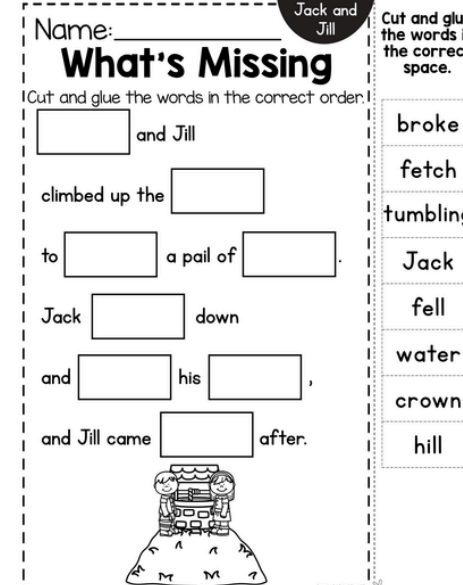
to \_\_\_\_\_ a pail of \_\_\_\_\_.

Jack \_\_\_\_\_ down

and \_\_\_\_\_ his \_\_\_\_\_,

and Jill came \_\_\_\_\_ after.

broke  
fetch  
tumbling  
Jack  
fell  
water  
crown  
hill



what's missing

# Take a Closer Look:

Name: \_\_\_\_\_

**Fix It Up!**

Read the sentence, edit, and rewrite it correctly.

1. how did jack fall down the hill
2. the well is full of water
3. i climbed the hill quickly
4. will jill carry the pail of water
5. can you get help for jack

fix it up

Name: \_\_\_\_\_

**Unscramble It**

Put the sentence in order:

1. up Jack hill. the and went Jill
2. a fetch of To water. pail
3. his crown. fell and down Jack broke
4. after. came Jill And tumbling

unscramble it

Name: \_\_\_\_\_

**Roll, Read & Color**

	Jill	hill	will	fill
	pail	sail	mail	tail
	fell	bell	tell	cell
	crown	down	brown	frown
	Jack	back	sack	pack
	broke	poke	smoke	woke

roll, read, & color

Name: \_\_\_\_\_

**Water Rhymes**

Draw a line from the pail to the matching puddle.

**Does it Rhyme?**

Color the picture that rhymes.

**Rhyming Wells**

For the pictures that rhyme with the picture on each well.

rhyming worksheets

Name: \_\_\_\_\_

**Sequence Rhyme**

Cut and glue the phrases in the correct order.

1
2
3
4
5
6

Cut and glue in the correct order on previous page.

and broke his crown,  
to fetch a pail of water.  
and Jill came tumbling after.  
Jack and Jill  
Jack fell down  
went up the hill

sentence sequencing

Name: \_\_\_\_\_

**Word Family Pails**


Fill each pail by writing words for the word family.

\_ill    \_all

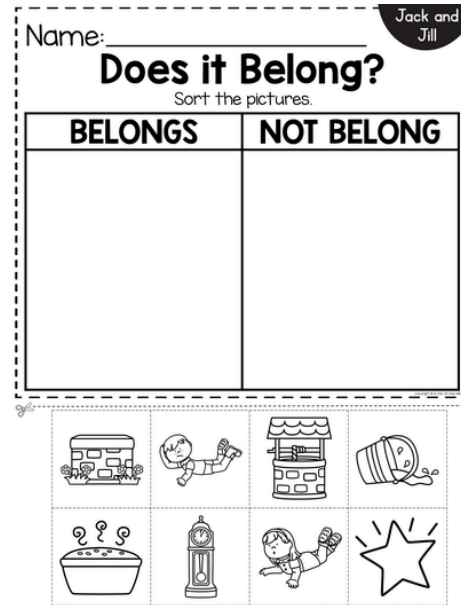
\_oke    \_ell

word family review


# Take a Closer Look:




syllable review




does it belong? sort



counting worksheet



letter puzzles



syllable sort




I have, who has


# Take a Closer Look:



rhyming memory



Show the Number



puppet crafts

**KINDER: Sensory STEM Activity**

**MATERIALS:**

- Small bucket (big enough to hold pom poms)
- Blue pom poms
- Tape
- Toilet paper rolls
- Scissors

**DIRECTIONS:**

The pail of water was so heavy, that's why Jack fell! Help Jack and Jill by building pipes to move the water (blue pom poms) down!

**Challenge:** Can you build pipes to help Jack and Jill get the water down the hill? How fast can you get the water down the pipes?

**PREK: Sensory STEM Activity**

**MATERIALS:**

- Large bin
- Pail
- Aquarium rocks (blue for rain)
- Blue pom poms
- Tongs

**DIRECTIONS:**

Oh no! Jack and Jill's pail of water spilled! Can you help them clean up the water? Spill rocks and pom poms in the large bin. Have students clean up the water and put it in the pail using the tongs.

**FIRST: Sensory STEM Activity**

**MATERIALS:**

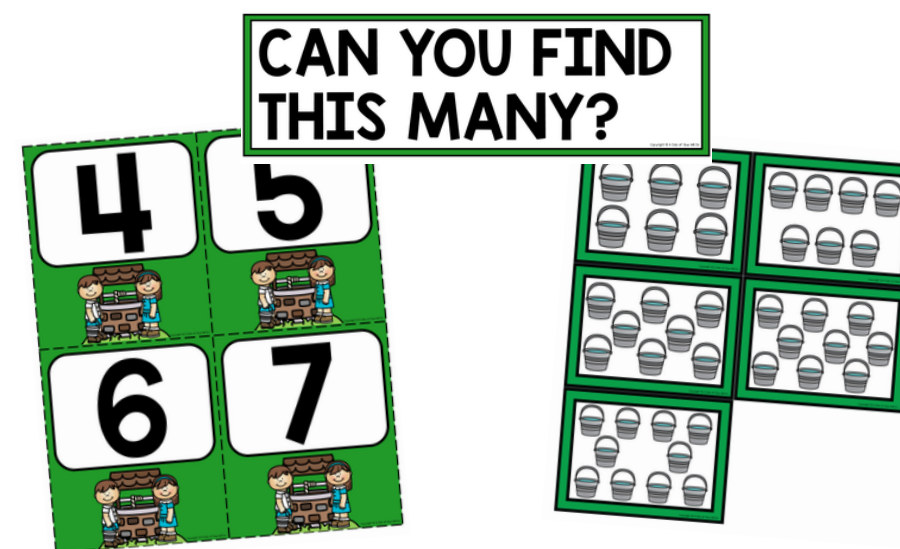
- 2 sets of paper cup measuring cup
- Marker

**DIRECTIONS:**

Jack broke his crown! Jill wants to give him a drink of water. Can you fold a piece of paper that can hold 1/4 cup of water? You may use glue, tape, or staples. You must fold the paper to form a cup.

**Challenge:** How long can your cup hold the water?

STEM activities



find the number

Name: \_\_\_\_\_

**Tracing Time**

Trace the line to the well.

tracing practice

# Take a Closer Look:

Name: \_\_\_\_\_ Jack and Jill

### How Much Time?

Write how long it took Jack and Jill to get water.

 start time end time	 start time end time	 start time end time
How many hours?	How many hours?	How many hours?
 start time end time	 start time end time	 start time end time
How many hours?	How many hours?	How many hours?
 start time end time	 start time end time	 start time end time
How many hours?	How many hours?	How many hours?

telling time review

Name: \_\_\_\_\_ Jack and Jill

### What's Next?

Cut and glue the pictures to match the pattern.


pattern practice

Name: \_\_\_\_\_ Jack and Jill

### Missing Numbers

Fill in the missing numbers.

1	2		4	
6			9	10
	12	13		
16			19	

missing numbers

Name: \_\_\_\_\_ Jack and Jill

### Label the Picture

hill	Jill	well
Jack	water	pail

label the picture

Jack and Jill  
went up the  
hill to fetch a  
pail of water.

pocket chart activity

Name: \_\_\_\_\_

### Jack and Jill Sequencing

First Second Third Fourth

1	2	3	4
---	---	---	---

Cut out the pictures and glue in the correct order.

and so much more!

# Why Teachers LOVE it:



## VARIETY

- ✓ Covers many literacy skills
- ✓ Math and STEM activities included



## EASY TO USE

- ✓ Teach once or a complete unit
- ✓ Zero-prep, just print and go!



## ENGAGING

- ✓ Cute crafts
- ✓ Fun centers
- ✓ Hands-on Activities



# What Teachers Are Saying



“My students loved doing these activities! They were engaging and easy to use and fun!”



“This is a great resource packed full of engaging activities. My kiddos really enjoy learning the nursery rhyme and doing the activities.”



“This is perfect! Lots of activities for my students, and each section meets the learning needs of all my students. Love the visuals!”



# Buy the bundle and SAVE!

- ✓ Save over \$100
- ✓ 10 nursery rhyme units
- ✓ 7 fable and fairytale units

**CLICK HERE** 

## NURSERY RHYMES FABLES & FAIRYTALES



**GROWING**  **17 UNITS**

# meet the team

I'm Jennifer... I am the founder and creator of A Dab of Glue Will Do and Dollar Teachers Club. I taught Kindergarten and 1st grade. I have a stash of chocolate in my desk and a Starbucks tea in my hand to keep me going. I love reading and watching my kiddos play soccer and do taekwondo.

*jennifer*



Here at A Dab of Glue Will Do, our team makes the lives of busy teachers a little easier by creating meaningful classroom resources to engage, encourage, and meet the needs of their little learners.

When you purchase from us, know that you're getting quality products made by teachers, for teachers. Customer service is our top priority, so please reach out to us with any questions or concerns.



# Join the Club!

When you join the Dollar Teachers Club, you get access to all of the printable AND digital products we've ever made, all of our freebies, exclusive members-only monthly resources, and lots more, all in ONE place. Save money, stress, and lots of time, and join the Dollar Teachers Club today!

**DOLLAR TEACHERS club** 



# Let's Connect!



Did you know we send out freebies and teacher tips every Sunday? Want to be the first to know when we have a new product, sale, or special event?

Click the button below to join our community.

