

JABARI JUMPS

BOOK COMPANION PACK

Book companion activities to make reading more fun!

JABARI JUMPS

CHARACTERS
Jabari, Dad, Jabari's sister

SETTING
The diving board at the pool

PROBLEM

SOLUTION

Jabari Jumps

Name: _____

Label Jabari
Write the words to label the picture.

towel shorts ladder pool Jabari

Name: _____

Let me tell you about a time that I felt **scared** but did it anyway.

Name: _____

Jump Survey
Walk around the room and survey 10 people.

Cross off a number for each person you survey:

1 2 3 4 5 6 7 8 9 10

Ask 10 people:

"How would you feel standing on the diving board?"

Graph the data

Most people said:

Name: _____

Character Analysis
Write to explain how Jabari changed throughout the story.

BEGINNING
Jabari feels ready and excited to jump off the diving board.

I See Jabari Jumps

scroll
to take a
peek
inside

PK-2ND **329 PAGES**

Here is what is included:

- ✓ Reading comprehension worksheets
 - ✓ Vocabulary practice and emergent readers
 - ✓ Sequencing and retelling activities
 - ✓ Writing prompts and word wall cards
 - ✓ Math worksheets and centers
 - ✓ Craft and story element flipbook
 - ✓ Science connections and STEM activities
- ...and SO much more!

Here is a Sneak Peak:

JABARI JUMPS

CHARACTERS **SETTING**

Jabari, Dad, Jabari's sister

The diving board

PROBLEM **SOLUTION**

Jabari wants to jump off the diving board for the first time, but he feels scared.

Dad tells him to be brave.

Vocabulary

Name: _____

Write the word to match the picture.

edge	rest	squeezed
sprang	surprise	stretching

rest edge stretching

squeezed surprise sprang

10

making jumps more 10!

CHARACTERS **SETTING** **PROBLEM** **SOLUTION**

Name: _____

Let me tell you about a time that I felt scared but did it anyway.

was scared to go down the big slide, but I did it!

Splash Compare

Name: _____

Use >, <, or = to compare the splashes.

5 < 7 11 > 1

20 6 8 15

Jump Survey

Name: _____

Walk around the room and survey 10 people.

Cross off a number for each person you survey:

<input checked="" type="checkbox"/>	<input checked="" type="checkbox"/>	<input checked="" type="checkbox"/>	<input checked="" type="checkbox"/>	<input checked="" type="checkbox"/>	<input checked="" type="checkbox"/>	<input checked="" type="checkbox"/>	<input checked="" type="checkbox"/>	<input checked="" type="checkbox"/>	<input checked="" type="checkbox"/>
-------------------------------------	-------------------------------------	-------------------------------------	-------------------------------------	-------------------------------------	-------------------------------------	-------------------------------------	-------------------------------------	-------------------------------------	-------------------------------------

Ask 10 people:

"How would you feel standing on the diving board?"

Graph the data

Most people said:

<input checked="" type="checkbox"/>	<input checked="" type="checkbox"/>	<input checked="" type="checkbox"/>	<input checked="" type="checkbox"/>	<input checked="" type="checkbox"/>	<input checked="" type="checkbox"/>	<input checked="" type="checkbox"/>	<input checked="" type="checkbox"/>
-------------------------------------	-------------------------------------	-------------------------------------	-------------------------------------	-------------------------------------	-------------------------------------	-------------------------------------	-------------------------------------

nervous excited ready nervous excited brave

Skip

Name: _____

Skip count by 5s and 10s.

5 10 15 35 40 45 65 70 75 95

I See Jabari Jumps

Students will have a blast completing activities that go along with the read-aloud!

Take a Closer Look:

THIS WEEK WE ARE READING

Jabari Jumps


Author:
Gaia Cornwall

Illustrator:
Gaia Cornwall



anchor chart

GAIA CORNWALL



Gaia wrote and illustrated *Jabari Jumps*, her first picture book.


She also wrote and illustrated *Jabari Tries*, another story about Jabari.

She studied art and animation in school.

She starts her drawings with paper and pencil and finishes them on a computer.



She lives in Connecticut with her husband and two children.

More books by Gaia Cornwall:





author & illustrator info

SQUEEZED
Pressed something tightly.
"But when his dad squeezed his hand, Jabari squeezed back."




squeezed

EDGE
The very end or side of something.
"Then they stood on the edge."



edge

rest



stretching

vocab & word wall

Jabari Jumps COMPREHENSION QUESTIONS

BEFORE READING: (Use for turn-and-talk, small group, or whole group)

- Look at the cover. What do you see?
- What clues on the cover tell you where this story might take place?
- What do you think Jabari is about to do?
- Have you ever wanted to try something new that felt a little scary? What does it mean to be brave?


DURING READING:

- Why does Jabari say he is ready to jump?
- Why does Jabari squeeze his dad's hand?
- Why does Jabari let another kid go first?
- When Jabari says he is tired, do you think he is really tired? Why?
- When Jabari says he is tired, do you think he forgot to stretch?
- Why does Dad tell Jabari when he feels scared?
- What does Dad tell Jabari when he feels scared?
- Why does thinking of the jump like a surprise help him?
- What does Jabari do differently the second time he climbs the ladder?

AFTER READING:

- What was Jabari's problem in the story?
- How was the problem solved?
- Do you think someone can feel scared and still be brave? Why?
- How did Jabari change from the beginning of the story to the end?
- What can you do when you feel scared to try something new?

JABARI JUMPS COMPREHENSION QUESTIONS



BEFORE READING
(Use for turn-and-talk, small group, or whole group)

- Look at the cover. What do you see? A boy standing on a diving board.
- What clues on the cover tell you where the story might take place? The boy is wearing goggles and a swimsuit. He is standing on a diving board, so he must be at a pool.
- What do you think Jabari is about to do? Jump.
- Have you ever wanted to try something new that felt a little scary? Answers will vary.
- What does it mean to be brave? Brave is feeling scared, nervous, or unsure about something but doing it anyway.

comprehension tools

Name: _____


Comprehension

Circle the correct answer for each question.

- Where does the story take place?
A. At a park.
B. At a pool.
C. At a beach.
- What does Jabari want to do?
A. Swim across the pool.
B. Jump off the diving board.
C. Race his sister.
- What does Jabari say when he climbs the ladder the first time?
A. He feels tired.
B. He feels cold.
C. He feels sick.
- What does Dad tell Jabari to do when he feels scared?
A. Close his eyes.
B. Count to ten.
C. Take a deep breath.
- What does Jabari do at the end of the story?
A. He climbs down and goes home.
B. He jumps off the diving board.
C. He sits by the pool.

comprehension worksheet

JABARI JUMPS VOCABULARY SUPPORT



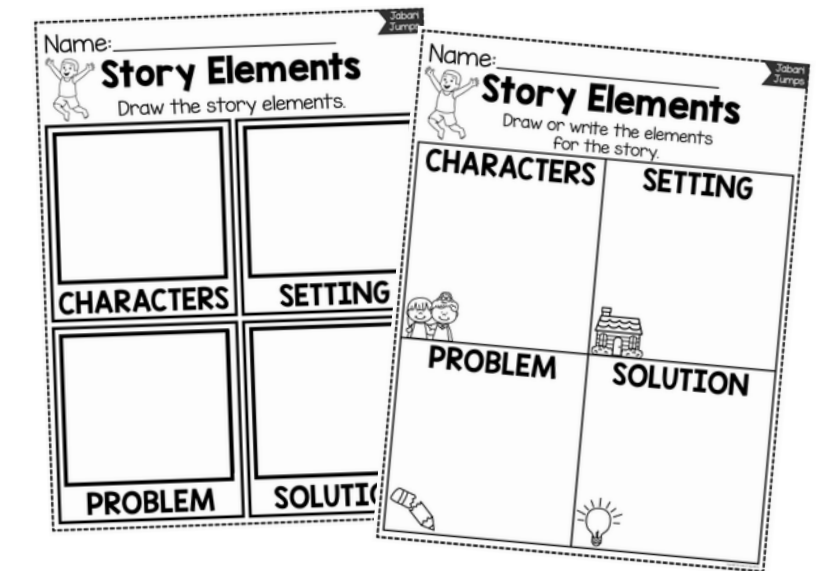


squeezed
SAY IT TOGETHER: "Squeezed" (clap 1 syllable: squeezed)
IN THE STORY: Dad squeezed Jabari's hand, and Jabari squeezed back.
WHAT IT MEANS: Pressed something tightly.
WAYS TO INTERACT
ASK: What is something you can squeeze?
TURN AND TALK: I can squeeze a _____.
ACT IT OUT: Pretend to squeeze a lemon or an orange to make juice.

edge
SAY IT TOGETHER: "Edge" (clap 1 syllable: edge)
IN THE STORY: Jabari stood on the edge of the diving board.
WHAT IT MEANS: The very end or side of something.
WAYS TO INTERACT
ASK: Have you ever stood at the edge of a pool or diving board?
TURN AND TALK: I stood at the edge of _____.
ACT IT OUT: Point to the edge of your desk or carpet square.

rest
SAY IT TOGETHER: "Rest" (clap 1 syllable: rest)
IN THE STORY: Dad told Jabari to climb down and take a tiny rest.
WHAT IT MEANS: A short break to relax.
WAYS TO INTERACT
ASK: When do you take a rest?
TURN AND TALK: I take a rest when I _____.
ACT IT OUT: Show what your body looks like when you take a rest.

vocab support


Take a Closer Look:



vocab practice

story elements poster

elements worksheets



writing craftivity

writing prompts

puppets

Take a Closer Look:



craft

Name: _____

Jabari's Sequencing

First Second Third Fourth

1	2	3	4
---	---	---	---

Cut out the pictures and glue in the correct order.

Name: _____

Jabari's Sequencing

Cut out the pictures and glue in the correct order.

1	2	3	4
5	6	7	8

cut and paste sequence

Name: _____

Jabari's Sequence

Sequence the sentences and draw pictures for each event.

First	Next
Then	Last

Jabari is okay to go and teaches him a deep breath.
Dad tells Jabari it is okay to feel scared and teaches him to take a deep breath.
Jabari says he is ready to jump off the diving board for the first time.
Jabari climbs the ladder but says he feels tired and climbs back down.
Jabari climbs the ladder again, takes a deep breath, and jumps into the water. Jabari says, "I'm a great jumper!"
Dad tells Jabari it is okay to feel scared and teaches him to take a deep breath.
Jabari says he is ready to jump off the diving board for the first time.

Name: _____

Jabari's Sequence

Sort and glue the events.

First	Next
Then	Last

read and sequence

Name: _____

Sequencing

Cut and glue the story events in the correct order.

1
2
3
4
5
6
7

Cut and glue in the correct order on previous page.

Jabari climbs the ladder again, takes a deep breath, and jumps off the board. His dad and sister cheer for him.

Jabari goes to the pool with his dad and sister. Jabari wants to jump off the diving board.

Dad tells Jabari it is okay to feel scared. He tells him to take a deep breath and think of the jump like a surprise.


Jabari lets another kid go first so he can think of a special jump to do.

Jabari says he forgot to stretch, so he does some stretches.

Jabari sees other kids climb the tall ladder and jump off the board.

Jabari climbs partway up the ladder but then comes back down for a rest.

sentence sequencing



I see reader

Name: _____

Character Analysis

Write to explain how Jabari changed throughout the story.

BEGINNING

MIDDLE

END

Name: _____


Character Analysis

Look for clues that describe Jabari. Write the evidence to support your reasoning.

SEES	
DOES	
THINKS	
FEELS	

character analysis

Take a Closer Look:



Jabari Jumps

Name: _____

CHARACTERS


SETTING

PROBLEM

SOLUTION

FAVORITE PART


flip book activity



Name: _____


Making Predictions

Jabari wants to jump off the diving board, but he is scared.



What do you think will happen when he gets to the top?

making predictions



Name: _____

Author's Purpose

Check the author's purpose for writing the book.

The author wrote this story...

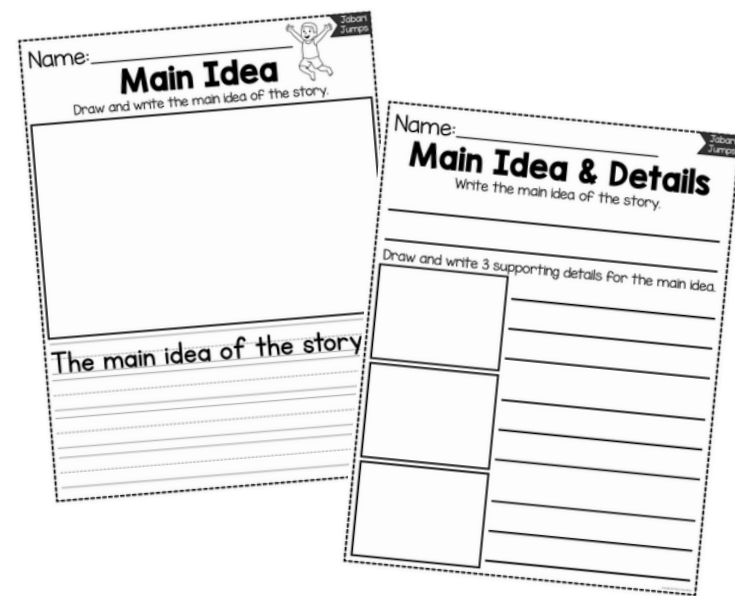
To persuade the reader.

To entertain the reader.

To inform the reader.

Draw and write to support the author's purpose.

author's purpose



Name: _____

Main Idea

Draw and write the main idea of the story.

The main idea of the story

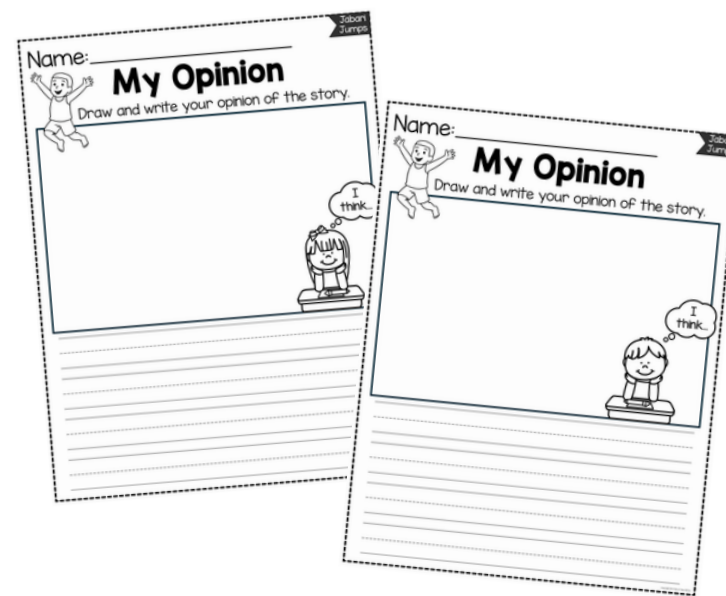
Name: _____

Main Idea & Details

Write the main idea of the story.

Draw and write 3 supporting details for the main idea.


main idea & details



Name: _____

My Opinion

Draw and write your opinion of the story.




I think...

Name: _____


My Opinion

Draw and write your opinion of the story.



I think...


opinion writing



Name: _____


Favorite Part

Draw and write your favorite part of the story.

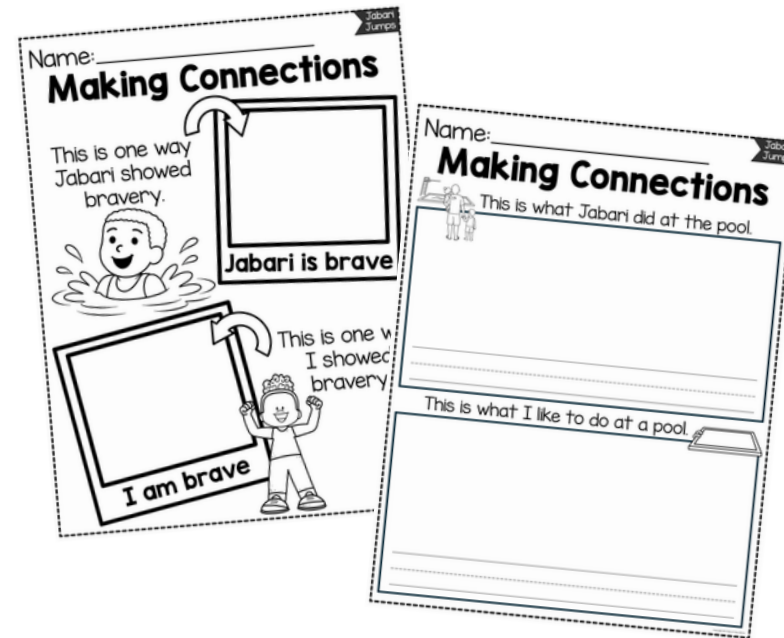


favorite part

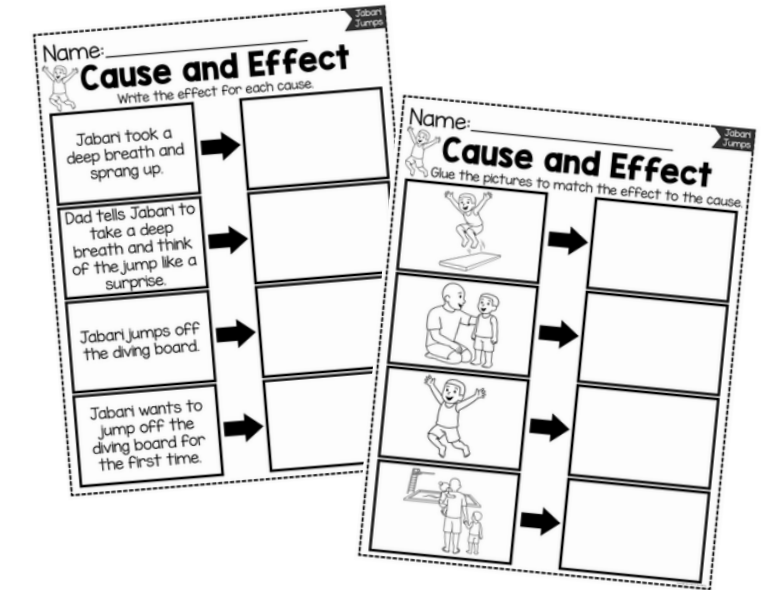
Take a Closer Look:




problem & solution



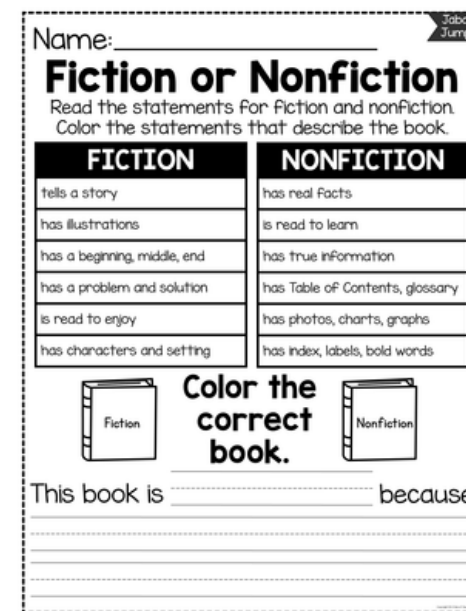
making connections



cause and effect



circle maps




fiction or nonfiction

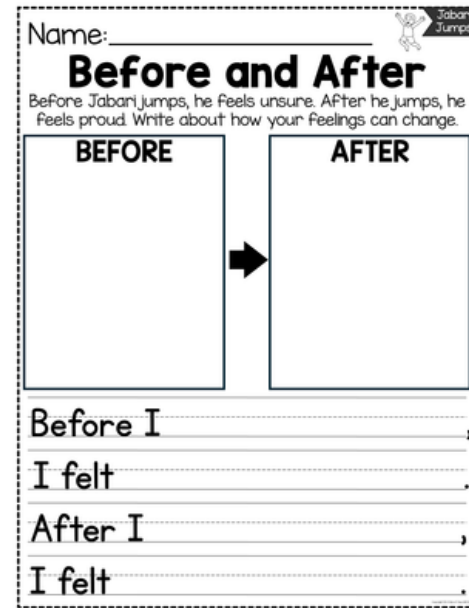


ABC order


Take a Closer Look:



lesson learned




before and after




labeling



growth mindset




pool adding




missing numbers


Take a Closer Look:




comparing numbers




survey activities



skip counting



add & subtract mats

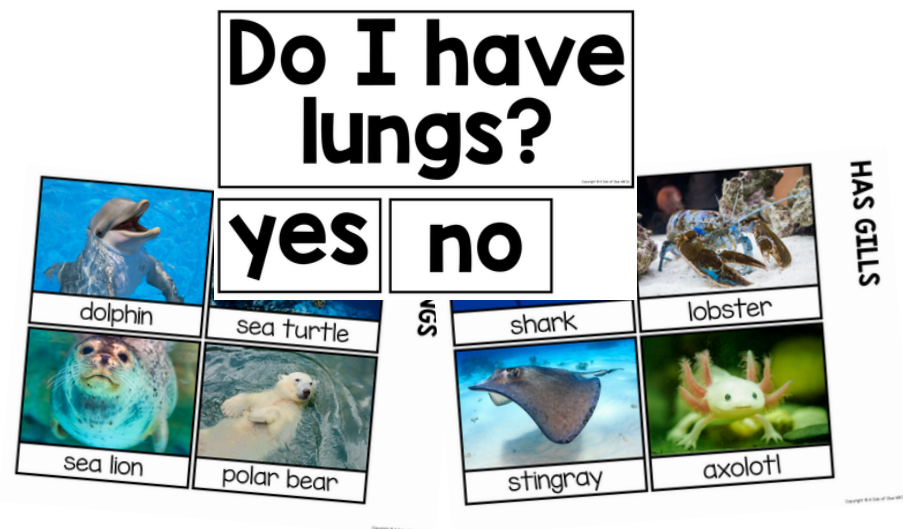


making 10/20 mats



pool safety

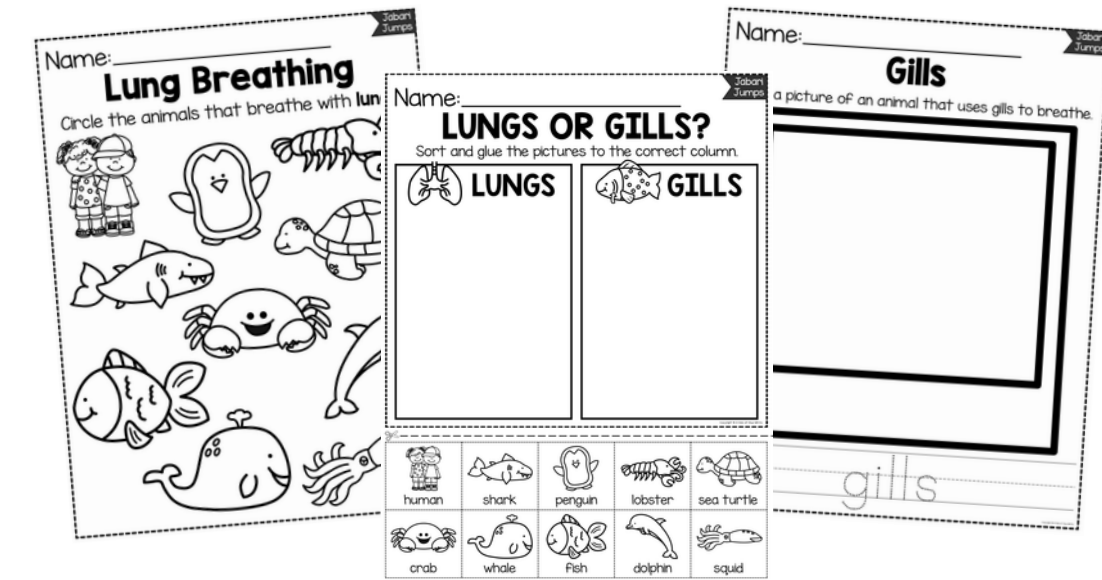
Take a Closer Look:



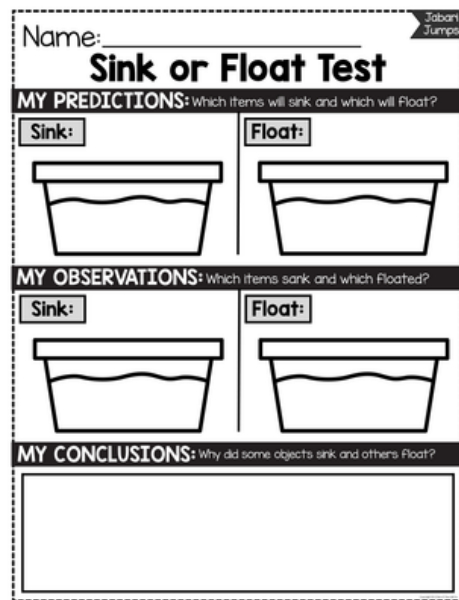
lungs or gills sort



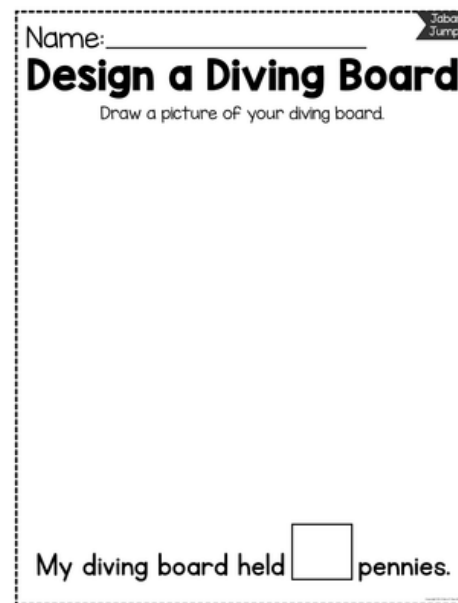
lungs or gills reader



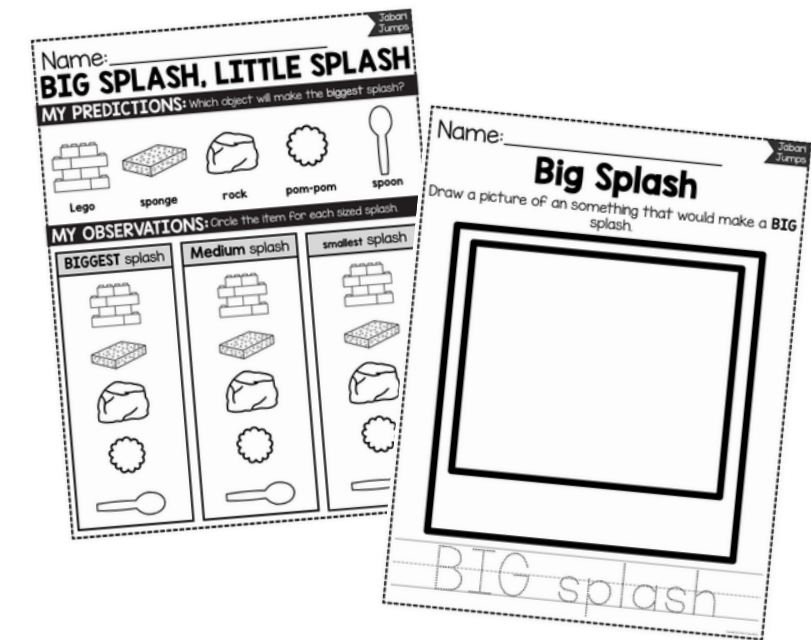
lungs or gills activities



sink or float STEM



diving board STEM



splash STEM

Why Teachers LOVE it:



OPTIONS

- ✓ Variations for differentiating
- ✓ Printables in color and B&W



EASY TO USE

- ✓ Teacher Tools
- ✓ Low-prep
- ✓ Activity Directions



ENGAGING

- ✓ Real Pictures
- ✓ Fun Crafts
- ✓ Hands-on Activities



What Teachers Are Saying



“Wow! LOVED everything that was included in this! I was so happy to find this resource that had so many great literacy activities!”



“Great resource, very entertaining and multiple different activities that keep them engaged while applying the targeted skill.”



“There is a TON included in this resource to really incorporate the book into a variety of curricular areas. I love this book companion!”



Buy the bundle and SAVE!

- ✔ Save over \$240
- ✔ Get over 30 stories
- ✔ Get literacy, math, & science activities

CLICK HERE 

BOOK COMPANION MEGA BUNDLE



GROWING  **34 STORIES**

meet the team

I'm Jennifer... I am the founder and creator of A Dab of Glue Will Do and Dollar Teachers Club. I taught Kindergarten and 1st grade. I have a stash of chocolate in my desk and a Starbucks tea in my hand to keep me going. I love reading and watching my kiddos play soccer and do taekwondo.

jennifer



Here at A Dab of Glue Will Do, our team makes the lives of busy teachers a little easier by creating meaningful classroom resources to engage, encourage, and meet the needs of their little learners.

When you purchase from us, know that you're getting quality products made by teachers, for teachers. Customer service is our top priority, so please reach out to us with any questions or concerns.



Join the Club!

When you join the Dollar Teachers Club, you get access to all of the printable AND digital products we've ever made, all of our freebies, exclusive members-only monthly resources, and lots more, all in ONE place. Save money, stress, and lots of time, and join the Dollar Teachers Club today!

DOLLAR TEACHERS club 



CLICK HERE 



Let's Connect! ❤️



Did you know we send out freebies and teacher tips every week? Want to be the first to know when we have a new product, sale, or special event?

Click the button below to join our community.

