

INDEPENDENCE DAY ACTIVITY PACK



Learning about
Independence
Day can be fun!

scroll
to take a
peek
inside

PK-2ND **309 PAGES**

Here is what is included:

- ✔ PowerPoints and printable posters
 - ✔ Definition posters and writing center
 - ✔ Reading comprehension worksheets
 - ✔ Fun worksheets and coloring pages
 - ✔ Vocabulary practice and emergent readers
 - ✔ Math and literacy activity pages
 - ✔ Crafts and bingo game
- ...and SO much more!

Here is a Sneak Peak:

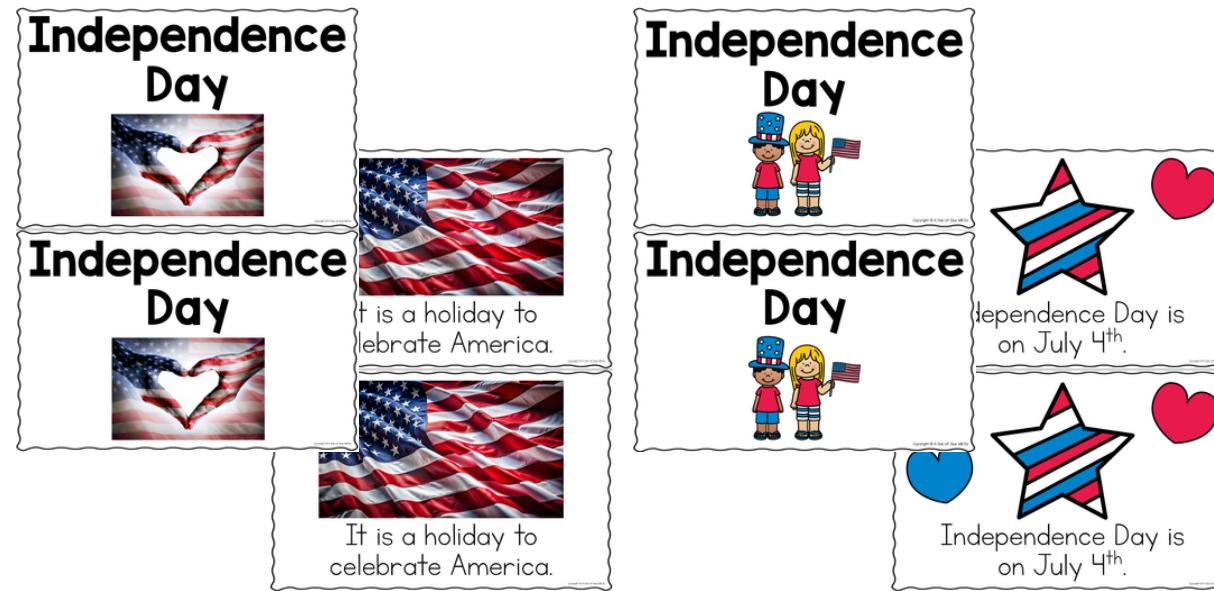


Students will have a blast learning all about Independence Day with this engaging unit!


Take a Closer Look:




powerpoint



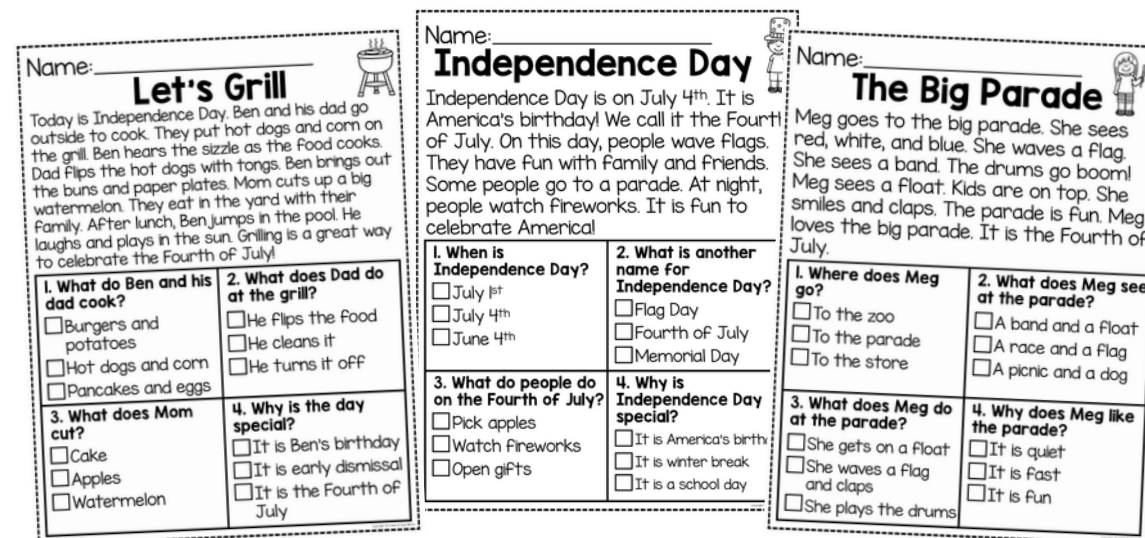
holiday reader




hats



flag craft





comprehension pages



bulletin board



Take a Closer Look:



I see reader

color by code

coloring pages




fact & writing pages

counting reader

trace and color

Take a Closer Look:




circle maps



writing center




word wall



weekly questions



resource lists



bingo game


Take a Closer Look:

Name: _____

WORD SCRAMBLE

Directions: Unscramble the Independence Day words.

LJUY	_____	TSRSA	_____
RTBYILE	_____	GOODTHS	_____
DRE	_____	AREPAD	_____
KORWSEIFR	_____	UBBERQAE	_____
MAAICRE	_____	LGAF	_____
NPIC	_____	ELUB	_____
REMUSM	_____		
TUIEDN	_____		
NNDIPEDEENC	_____		
EHTIW	_____		




Name: _____

INDEPENDENCE DAY

Directions: Write the word under the correct picture.

flag	barbecue	fireworks	America	star
------	----------	-----------	---------	------



Name: _____

INDEPENDENCE DAY

Directions: Complete the sentences about Independence Day.

red	July 4 th	fireworks	blue
flags	parades	Independence Day	

- America's birthday is on _____.
- People celebrate Independence Day by attending picnics, barbecues, and _____.
- July 4th is also called _____.
- Many people hang American _____ outside their homes.
- People wear _____, white, and _____.
- At night people gather to watch _____.

Name: _____

Why do we celebrate Independence Day?


Name: _____

The Fourth of July is my favorite holiday because...

word scramble

vocab practice

writing prompts



Name: _____

ABCs of AMERICA

Directions: Write the words from the list in ABC order.

- _____
- _____
- _____
- _____
- _____
- _____
- _____
- _____

Name: _____

BBQ BEGINNINGS

Directions: Color the beginning sound to match the picture.

	F	P	W		J	D	H
	Y	W	U		C	K	T
	B	P	V		A	I	E
	L	H	I		W	C	G
	D	B	P		U	S	A

Name: _____

STAR SYLLABLES

Directions: Color the number to match the syllables.

(2) (3) (4)	(2) (3) (4)	(2) (3) (4)
(2) (3) (4)	(2) (3) (4)	(2) (3) (4)
(2) (3) (4)	(2) (3) (4)	

Name: _____

PATRIOTIC PRONOUNS

Directions: Color the number to match the underlined word.

She	Her	
him	his	
They	We	
us	them	
He	Him	
us	it	
ermelon?	her	he
parade.	Us	Our
	It	They

Name: _____

TOP HAT NUMBERS

Directions: Write the number that is 10 less and 10 more.

Name: _____

ADDING HATS

Directions: Cut and glue the answer to the problem.

$13 + 1$	$13 + 4$	14
----------	----------	------

Name: _____

STAR SUBTRACTION

Directions: Solve the subtraction problems.

$10 - 3 =$	$16 - 4 =$
$18 - 0 =$	$15 - 6 =$
$14 - 11 =$	$12 - 6 =$

Name: _____

INDEPENDENCE DAY


Directions: Help the kids reach the heart. Count by 2s through the maze.

0	26	28	30	36	38	36
2	24	22	20	22	40	42
4	10	12	18	20	46	44
6	8	14	16	22	48	46
8	10	12	18	48	50	

Name: _____

PATRIOTIC 2D SHAPES

Directions: Cut and sort the 2D shapes.



fireworks craft

literacy worksheets

math worksheets

Take a Closer Look:

Name: _____

WORD SEARCH

P	R	F	M	I	L	E	S	K	R	O	W	E	R	I	F
S	Q	Y	A	K	G	N	T	U	R	X	L	S	W	Z	H
T	N	I	A	O	F	L	A	G	S	W	U	K	G	V	P
A	A	Z	Y	D	T	H	R	O	C	M	B	W	Z	E	N
T	O	M	C	W	H	X	S	P	M	Q	A	I	U	O	S
E	N	R	E	E	X	T	D	E	O	C	R	L	U	S	Z
S	R	O	Q	R	L	M	R	H	L	I	B	E	R	T	Y
I	L	E	G	C	I	E	D	I	F	N	E	U	T	R	L
Y	Z	T	D	P	F	C	B	A	B	C	Q	O	Y	I	U
U	N	I	T	E	D	S	A	R	T	I	U	J	I	P	J
E	X	H	O	T	D	O	G	S	A	P	E	S	R	E	D
K	A	W	Q	P	A	R	A	D	E	T	H	V	X	S	N
Y	O	J	E	C	N	E	D	N	E	P	E	D	N	I	L

FLAG	PICNIC	HOTDOGS	BIRTHDAY	STARS
WHITE	PARADE	UNITED	INDEPENDENCE	AMERICA
FIREWORKS	SUMMER	BARBECUE	STATES	BLUE
JULY	RED	CELEBRATE	LIBERTY	STRIPES

word search

INDEPENDENCE DAY

A holiday celebrated on July 4th in United States of America, marking day America became its own country.



PARADE

A public march or procession celebrating a special day or event, often including marching bands and floats.



definition posters


Name: _____

US PLEDGE

Directions: Fill in the missing words to the pledge and color the US Flag.

Republic	indivisible	America
justice	pledge	liberty


I _____ allegiance to the flag of the United States of _____ and to the _____ for which it stands, one nation under God, _____ with _____ and _____ for _____.



Name: _____

US PLEDGE

Directions: Color the flag and recite the United States pledge.



I pledge allegiance to the flag, of the United States of America, and to the Republic for which it stands, one nation under God, indivisible, with liberty and justice for all.

pledge worksheets

TEACHER GUIDE for INDEPENDENCE DAY

HISTORY OF INDEPENDENCE DAY

- Great Britain ruled the 13 American colonies during the 1700s. Many colonists were not happy being under British rule, and they did not want to pay taxes unless they were represented in the government. Throughout the early 1770s, more and more colonists began revolting against British rule.
- The colonists began their final fight for independence in 1775 with the start of the Revolutionary War, which would continue until 1781.
- In June of 1776, the Second Continental Congress formed a committee to draft a declaration of independence and assigned the first draft to Thomas Jefferson.
- The Declaration of Independence was written and submitted to the congress. It declared that the colonies would now be free states and explained the reasons for the separation from Great Britain.
- After a few changes were made by a committee including John Adams, Benjamin Franklin, and a few others, the congress adopted the Declaration of Independence on July 4th, 1776.
- From then on, July 4th would be known as "Independence Day" and the day that America became its own country. The first Independence Day celebrations took place the following year in 1777 and have continued since.

INDEPENDENCE DAY TODAY

- Many Americans celebrate Independence Day, commonly known as the "Fourth of July" every July 4th.
- Many people attend or march in Fourth of July parades that may include bands, floats, trucks, first responders, local groups, politicians, and more.
- Many people wear and decorate with red, white, and blue in honor of the American flag.
- Many people host or go to cookouts, barbecues, picnics, or other parties with family and friends.
- Popular foods eaten on the Fourth of July include those that can be grilled, like hotdogs and hamburgers, along with refreshing treats like watermelon.
- Many cities and towns put on fireworks shows at night on the Fourth of July or throughout the week.

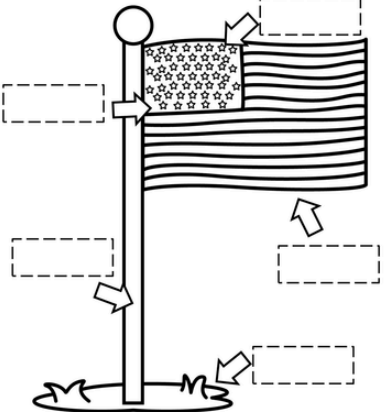
teacher guide

Name: _____

LABEL the FLAG

Directions: Label the US Flag.

stars grass stripes pole panel




label the flag

Name: _____

INDEPENDENCE DAY

Directions: Match the picture to the clue.

My birthday is July 4 th .	I have 13 stripes and 50 stars.
I light up the sky at night!	When is Independence Day?



and so much more!

Why Teachers LOVE it:



OPTIONS

- ✓ Variations for differentiating
- ✓ Printables in color and B&W



EASY TO USE

- ✓ Teacher Guide
- ✓ Low-prep
- ✓ Activity Directions



ENGAGING

- ✓ Real Pictures
- ✓ Fun Crafts
- ✓ Hands-on Activities



What Teachers Are Saying



“I teach school all year round and there isn't much out there for the summer holidays, this was perfect!”



“This pack is full of so many fun activities! The students loved learning about the 4th of July and doing the projects!”



“I loved these activities to use during summer school! My students kept asking to do more 4th of July activities!”



Buy the bundle and SAVE!

- ✔ Save over \$180
- ✔ Get over 25 units
- ✔ Covers social studies standards



SOCIAL STUDIES ENDLESS BUNDLE



GROWING → **30 TOPICS**

meet the team

I'm Jennifer... I am the founder and creator of A Dab of Glue Will Do and Dollar Teachers Club. I taught Kindergarten and 1st grade. I have a stash of chocolate in my desk and a Starbucks tea in my hand to keep me going. I love reading and watching my kiddos play soccer and do taekwondo.

jennifer



Here at A Dab of Glue Will Do, our team makes the lives of busy teachers a little easier by creating meaningful classroom resources to engage, encourage, and meet the needs of their little learners.

When you purchase from us, know that you're getting quality products made by teachers, for teachers. Customer service is our top priority, so please reach out to us with any questions or concerns.



Join the Club!

When you join the Dollar Teachers Club, you get access to all of the printable AND digital products we've ever made, all of our freebies, exclusive members-only monthly resources, and lots more, all in ONE place. Save money, stress, and lots of time, and join the Dollar Teachers Club today!

DOLLAR TEACHERS club 



CLICK HERE 



Let's Connect! ❤️



Did you know we send out freebies and teacher tips every Sunday? Want to be the first to know when we have a new product, sale, or special event?

Click the button below to join our community.

