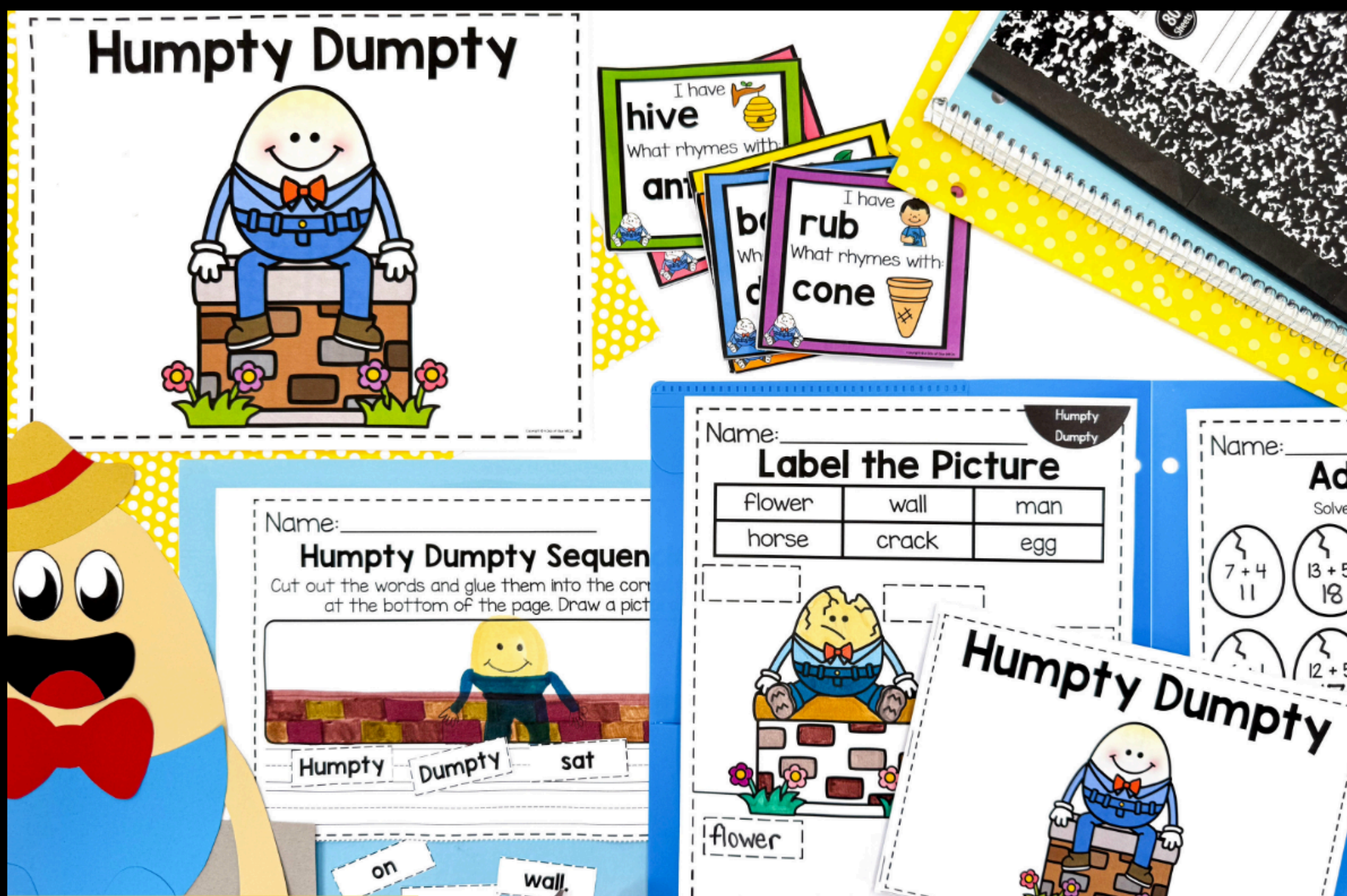


HUMPTY DUMPTY ACTIVITY PACK

Encourage early literacy skills with popular stories!




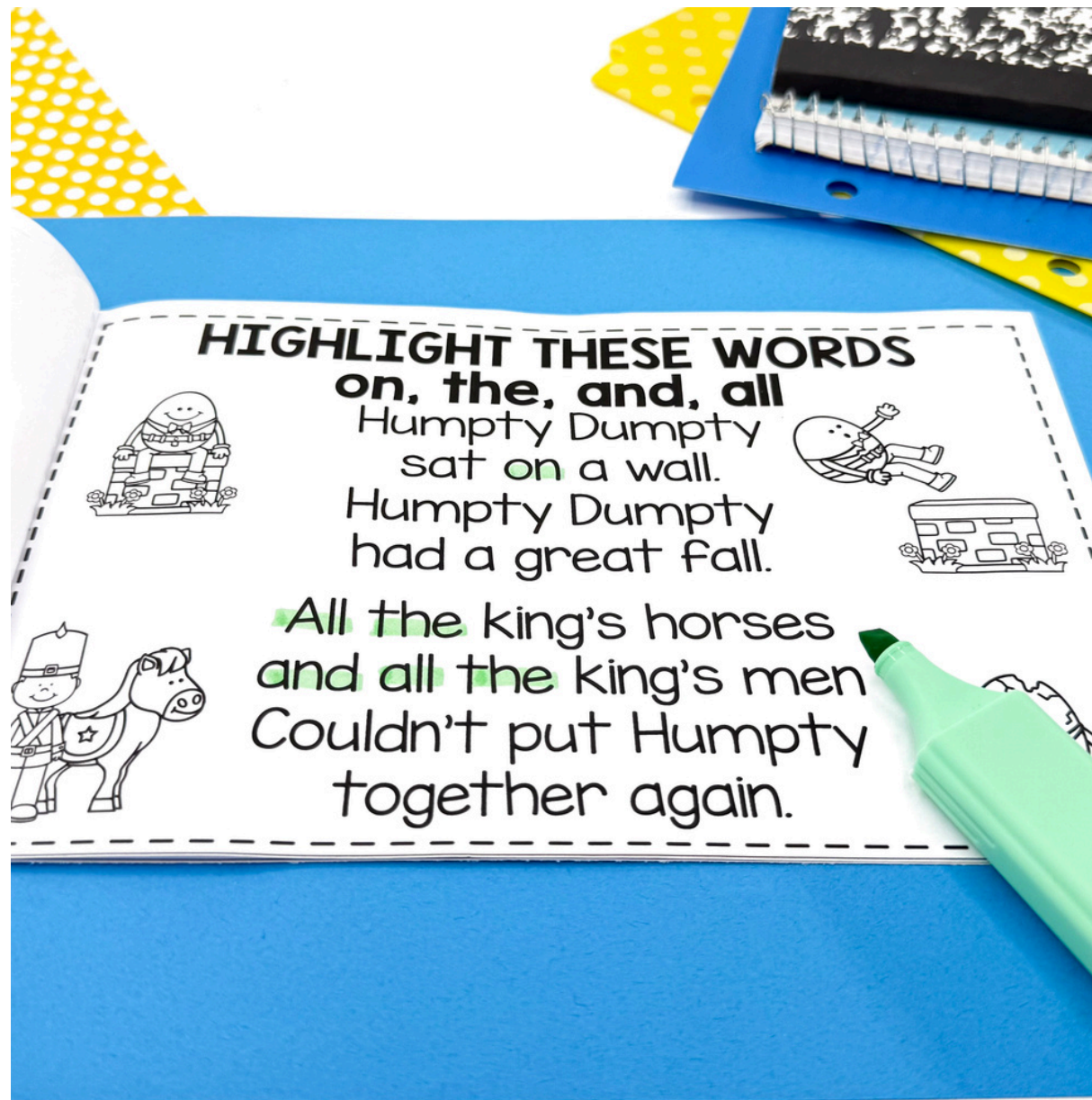
scroll
**to take a
peek
inside**

PK-1ST **264 PAGES**

Here is what is included:

- ✔ Over 200 printable pages
- ✔ Large teacher books for presenting
- ✔ Half-page students readers in color and B&W
- ✔ Rhyming, syllable, and sequencing activities
- ✔ Math centers and STEM activities
- ✔ Interactive journal and pocket chart center
- ✔ Engaging crafts and popsicle stick puppets
...and SO much more!

Here is a Sneak Peak:



Have everything you need to teach a cross-curricular Humpty Dumpty unit!

Take a Closer Look:

Name: _____

Humpty Dumpty

Humpty Dumpty sat on a wall.

Humpty Dumpty had a great fall.

All the king's horses and all the king's men Couldn't put Humpty together again.

Name: _____

Humpty Dumpty

Humpty Dumpty sat on a wall.

Humpty Dumpty had a great fall.

All the king's horses and all the king's men Couldn't put Humpty together again.

trace and write

Name: _____

Humpty Dumpty Sequencing

Cut out the pictures and glue in the correct order.

1 2 3 4

Humpty Dumpty sat on a wall. Humpty Dumpty had a great fall. All the king's horses and all the king's men Couldn't put Humpty together again.

Name: _____

Humpty Dumpty Sequencing


Cut out the words and glue them into the correct order at the bottom of the page. Draw a picture.

a wall. Humpty on sat Dumpty

cut & paste sequencing

Name: _____

If I were a king, I would...



writing prompts

Name: _____

True or False

1. The king tried to help Humpty. 😊 ☹️

2. Humpty Dumpty was pushed. 😊 ☹️

3. Humpty was an egg. 😊 ☹️

4. The king's men fell. 😊 ☹️


5. Humpty sat on a wall. 😊 ☹️

6. One horse came to help. 😊 ☹️

7. Humpty's fall was small. 😊 ☹️

8. Humpty couldn't be fixed. 😊 ☹️

true or false



crafts

Name: _____

What's Missing

Cut and glue the words in the correct order.

Humpty _____

_____ on a wall.

_____ Dumpty

had a _____ fall.

All the _____ horses

and all the king's _____

Couldn't _____ Humpty

_____ again.

great

put

king's

Dumpty

sat

together

Humpty

men

what's missing

Take a Closer Look:

Name: _____

Fix It Up!

Read the sentence, edit, and rewrite it correctly.

1. can you crack an egg
2. the king sent help
3. when do you eat eggs
4. horses have long manes
5. eggs can be white or brown




fix it up

Name: _____

Unscramble It

Put the sentence in order.







1. on Humpty wall. a Dumpty sat
2. fall. Dumpty had Humpty great a
3. king's and horses all All king's the men the
4. together put Couldn't Humpty again.




unscramble it

Name: _____

Roll, Read & Color

	all	ball	fall	wall
	king	wing	sing	ring
	men	hen	ten	den
	sat	fat	rat	mat
	had	bad	sad	mad
	and	band	sand	hand



roll, read, & color

Name: _____

Egg Rhymes

Draw a line from the wall to the matching egg.

Name: _____




Rhyming Walls

Color the pictures that rhyme with the picture on each wall.

Name: _____

Does it Rhyme?

Color the picture that rhymes.



rhyming worksheets

Name: _____

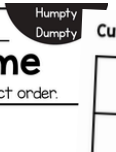
Sequence Rhyme

Cut and glue the phrases in the correct order.

- 1
- 2
- 3
- 4
- 5
- 6
- 7
- 8

Cut and glue in the correct order on previous page.

had a great fall.
Couldn't put Humpty
sat on a wall.
and all the king's men
together again.
All the king's horses
Humpty Dumpty
Humpty Dumpty



sentence sequencing

Name: _____

Word Family Walls

Build each wall by writing words for the word family.

Name: _____

Word Family Walls

Build each wall by writing words for the word family.



_at

_eg

_en


_and

ing

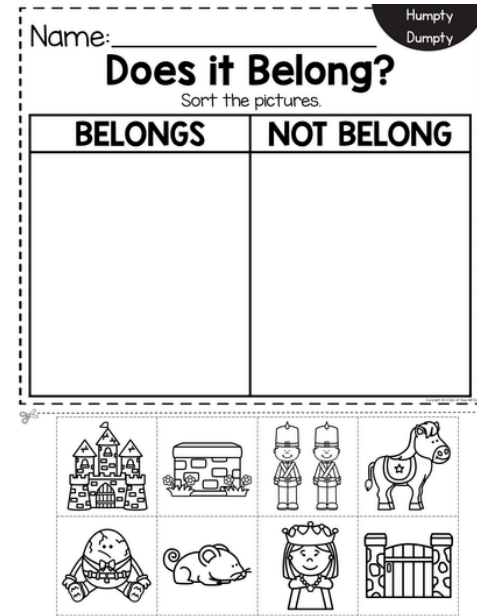


word family review

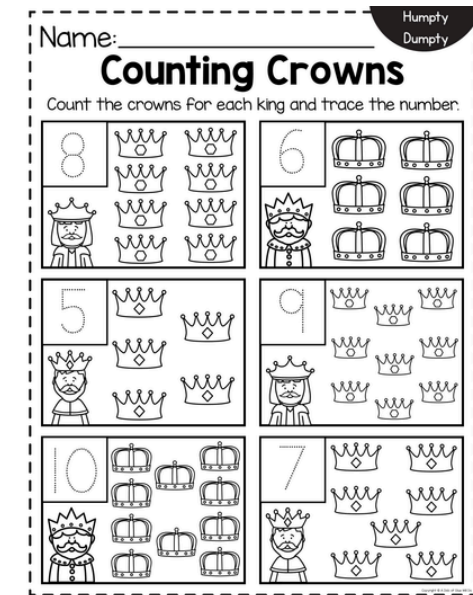
Take a Closer Look:




syllable review




does it belong? sort



counting worksheet



letter puzzles



syllable sort

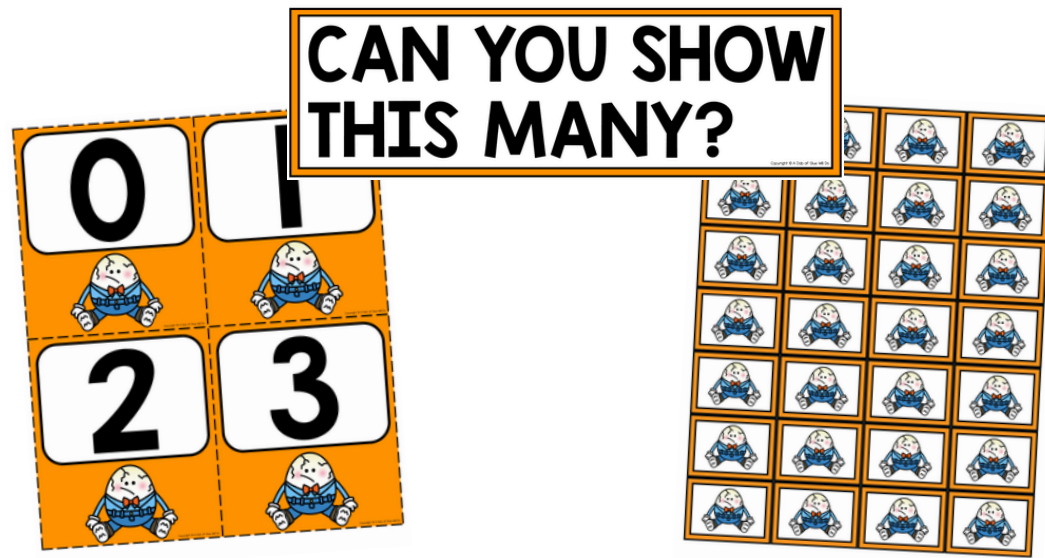


I have, who has

Take a Closer Look:



rhyming memory



Show the Number



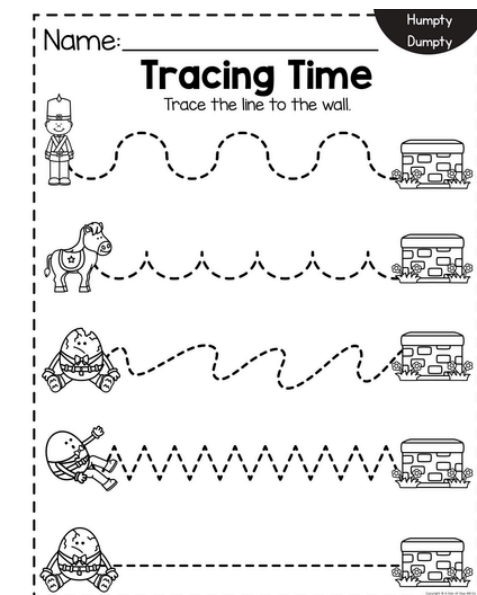
puppet crafts



STEM activities



find the number



tracing practice

Take a Closer Look:

Name: _____ Humpty Dumpty

Comparing Eggs

Compare the eggs. Color the one that is MORE.

10	17	19
16	20	7
12	18	9
4	0	15
1	2	6

Name: _____ Humpty Dumpty

Comparing Eggs

Compare the eggs. Color the one that is LESS.

15	13	0	2
9	11	20	10
7	5	16	8
12	17	3	9
4	6	8	18

Name: _____ Humpty Dumpty

Comparing Eggs

Compare the eggs. Write >, <, or =.

38	22	14	4
41	63	81	6
56	79	34	6
17	17	85	6
29	12	51	79

comparing numbers

Name: _____ Humpty Dumpty

What's Next?

Cut and glue the pictures to match the pattern.

pattern practice

Name: _____ Humpty Dumpty

Adding Eggs

Solve the addition problems.

7+4	13+5	9+5	10+8	3+2
6+1	12+5	4+8	5+4	9+0
14+3	11+5	10+10	16+2	4+4
1+4	8+6	7+9	19+1	

adding eggs

Name: _____ Humpty Dumpty

Label the Picture

flower	wall	man
horse	crack	egg

label the picture

Humpty Dumpty sat on a wall Humpty

pocket chart activity

HATCHING ANIMALS DIRECTIONS

Objective: Students will recognize animals that hatch from eggs.

Print the blank eggs on a heavier weight paper or print them twice on standard paper to help cover the animal image once they are assembled. The eggs can also be laminated.

- 1) Cut out the eggs.
- 2) Lay an animal egg face up and glue a blank egg (or two, if on standard paper) on top of the animal egg.
- 3) Students will use a Flashlight to shine through the egg to reveal the animal.
- 4) Discuss the animals that hatch from eggs.
- 5) Optional: Include the life cycle of each animal and discuss First, Next, Then, Last.

hatching activity

Why Teachers LOVE it:



VARIETY

- ✓ Covers many literacy skills
- ✓ Math and STEM activities included



EASY TO USE

- ✓ Teach once or a complete unit
- ✓ Zero-prep, just print and go!



ENGAGING

- ✓ Cute crafts
- ✓ Fun centers
- ✓ Hands-on Activities



What Teachers Are Saying



“My students loved using this resource. It was engaging and easy to use.”



“This is a great resource packed full of engaging activities. My kiddos really enjoy learning the nursery rhyme and doing the activities.”



“This is perfect! Lots of activities for my students, and each section meets the learning needs of all my students. Love the visuals!”



Buy the bundle and SAVE!

- ✓ Save over \$100
- ✓ 10 nursery rhyme units
- ✓ 7 fable and fairytale units

CLICK HERE 

NURSERY RHYMES FABLES & FAIRYTALES



GROWING  **17 UNITS**

meet the team

I'm Jennifer... I am the founder and creator of A Dab of Glue Will Do and Dollar Teachers Club. I taught Kindergarten and 1st grade. I have a stash of chocolate in my desk and a Starbucks tea in my hand to keep me going. I love reading and watching my kiddos play soccer and do taekwondo.

jennifer



Here at A Dab of Glue Will Do, our team makes the lives of busy teachers a little easier by creating meaningful classroom resources to engage, encourage, and meet the needs of their little learners.

When you purchase from us, know that you're getting quality products made by teachers, for teachers. Customer service is our top priority, so please reach out to us with any questions or concerns.



Join the Club!

When you join the Dollar Teachers Club, you get access to all of the printable AND digital products we've ever made, all of our freebies, exclusive members-only monthly resources, and lots more, all in ONE place. Save money, stress, and lots of time, and join the Dollar Teachers Club today!

DOLLAR TEACHERS club 



Let's Connect!



Did you know we send out freebies and teacher tips every Sunday? Want to be the first to know when we have a new product, sale, or special event?

Click the button below to join our community.

