

GETTING STARTED *with* HOLIDAYS AROUND THE WORLD

Introduce multicultural holidays to your students with this bundle. Educate your students about the different holidays and multicultural celebrations around the world with engaging activities and materials. This bundle contains ten units that are perfect for Pre-k, Preschool, Kindergarten and First Grade classrooms.



POWERPOINT

Use these PowerPoints and printable posters to project on a smartboard, to use as a big book, or to display throughout each unit.



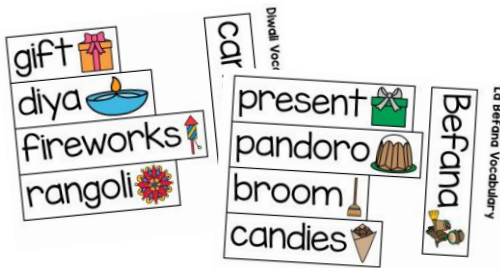
EMERGENT READER

Students can practice reading while learning about each holiday with these easy readers. After reading the books in whole group, copies can be put in the reading center or sent home for extra practice.



DEFINITION POSTERS

These posters use real-life pictures and simple definitions that are easy for students to understand. Hang them up in your classroom or project on your smart board.

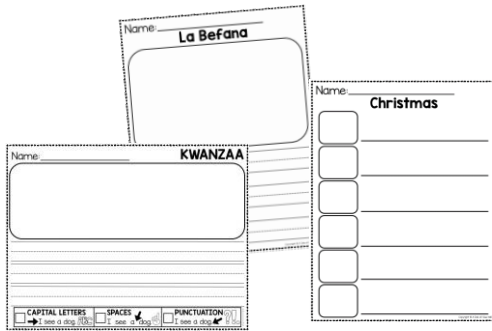


VOCABULARY CARDS

Add the new vocabulary you are introducing to your students throughout each unit to your writing center, a word wall, or a pocket chart for them to refer to.


WRITING CENTER

Assign a writing assignment or fill your writing center with writing papers that meet the needs of your students. Need writing lines or list writing paper? There is something for every learner.




HOLIDAY COMPARE

After learning about each holiday, students can identify words and items associated with the different holidays they've learned about with these worksheets.



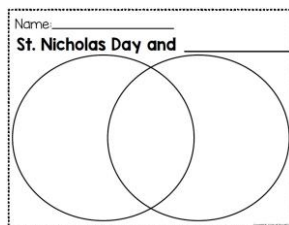
FACTS WORKSHEETS

Throughout the units, or to culminate them, use any of these worksheet options to have students show what they've learned about each holiday. Fill in the blank or cut & paste options are both available.



VENN DIAGRAM


Help your students compare and contrast the different holidays with this Venn Diagram worksheet.





CRAFT

Use the craft template in each unit to help students create a paper representation of something significant to each holiday.



CIRCLE MAP

Use these circle maps when introducing the holidays to see what your students know, or after you teach each unit for them to demonstrate their new knowledge. These can be used individually, as graphic organizers, or as a whole group.