

# FOOD CHAINS

## A SCIENCE UNIT

Make learning about food chains fun and engaging!



*scroll*  
to take a  
peek  
inside

**FIRST** 50+ activities

# Here is what is included:

- ✔ Week-long lesson plans
- ✔ PowerPoints and printable posters
- ✔ Teacher resources to make instruction easier
- ✔ Materials for nine habitat food chains
- ✔ Hands-on activities to engage students
- ✔ Food chain crafts and STEM activity
- ✔ Habitat food chain center sorts  
...and SO much more!

# Here is a Sneak Peak:

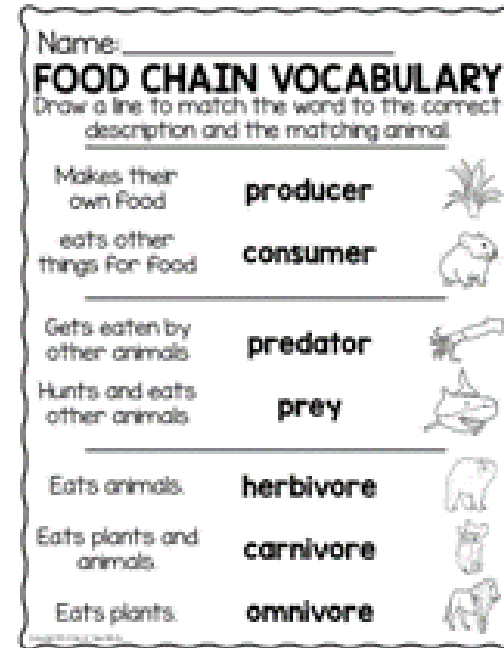


Engage your students in hands-on learning and exploration all about food chains!

# Take a Closer Look:



food chain powerpoint



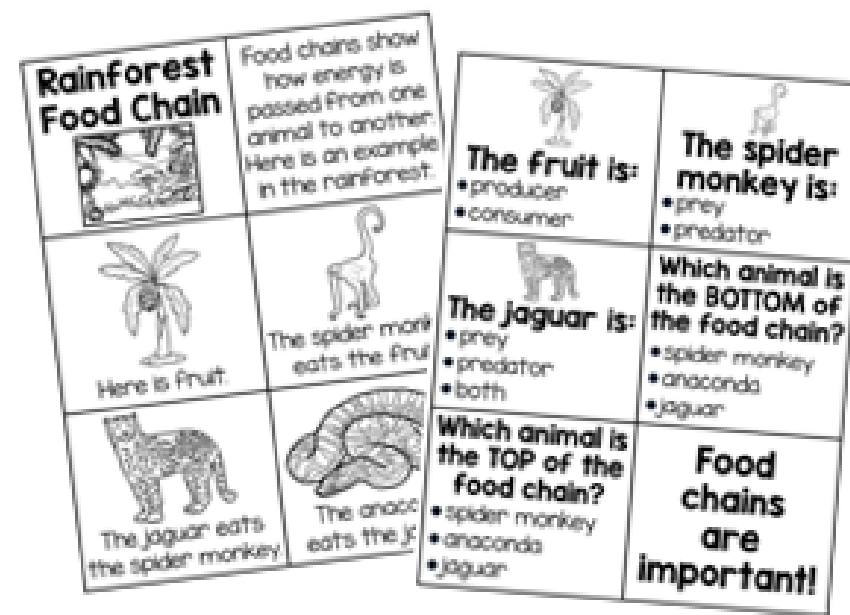
vocabulary worksheet




habitats powerpoint



food chain worksheets

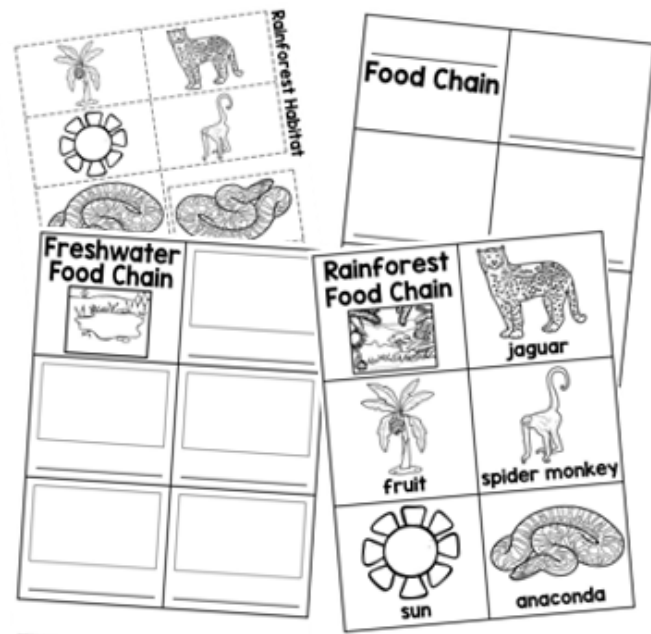


food chain mini books



fold-out crafts

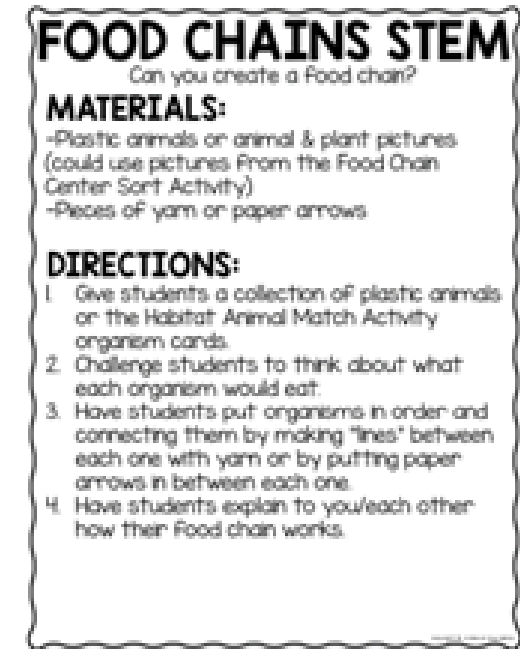
# Take a Closer Look:



paper plate project



habitat center sorts



STEM activity



definition posters



food chain reader



food chain crafts

# Take a Closer Look:

**FOOD CHAINS** *science*

**MATERIALS needed**

- Food Chains books (see list)
- Copy Paper
- Scissors
- Glue
- Coloring tools
- Small paper plates

<b>M</b> <i>Monday</i>	<b>FOOD CHAIN INTRODUCTION</b> -Watch what is a Food Chain? on YouTube -Complete Food Chains PowerPoint, using the definition posters to discuss vocabulary words -Complete vocabulary worksheet <i>Each Day please see our selection of Food Chain songs, books, and videos!</i>
<b>T</b> <i>Tuesday</i>	<b>FOOD CHAIN IN ACTION</b> -Read a non-fiction Food chain book -Complete Food Chains in Action PowerPoint -As a class, use large Food chain posters and arrows and put each habitat into the correct Food chain order -Pick a habitat and assist students in completing worksheet
<b>W</b> <i>Wednesday</i>	<b>FOOD CHAIN IN ACTION</b> -Read a non-fiction Food chain book or watch the Food Chains Compilation on YouTube -Review Food Chain in Action PowerPoint -Choose a habitat and use the Food Chain posters to show students the order of the Food chain for that habitat -Complete Food Chain Book for that habitat
<b>Th</b> <i>Thursday</i>	<b>PAPER PLATE FOOD CHAIN</b> -Read a non-fiction Food chain book -Review lesson from yesterday -Use posters to review examples of Food chains in each habitat -Place students into small groups. Give each group small paper plates and a habitat. Each group will create a paper plate Food Chain for their habitat -Each group will present their Food chain.
<b>F</b> <i>Friday</i>	<b>FOOD CHAIN CRAFT</b> -Read a non-fiction Food chain book -Review Food chains each group did yesterday or go through the Food Chain in Action PowerPoint -Students will choose a habitat and complete craft.

lesson plans

*science:* **FOOD CHAINS** 

**Dear Families,**

We are learning all about Food Chains in the classroom this week. We will be studying how Food chains work and different example Food chains from different ecosystems and habitats. Students will learn about producers and consumers in each habitat.

**At Home Activity:**

To learn about the food chains at home, point out different animal toys, stuffed animals, and pictures in books and ask children to identify if they're producers or consumers, and/or what they eat and what/who eats them. Additionally, take a walk outside and identify different living things and Food chains in your own environment.

Copyright © A Tale of Two Wills

at-home letter

**TEACHER GUIDE for FOOD CHAINS**

**WHAT IS A FOOD CHAIN?**

- A Food chain shows the order in which living things depend on each other for Food. More simply put, a Food chain describes who eats whom in the wild.
- Every ecosystem, or community of living things, has at least one Food chain.
- Every living thing needs some type of Food to survive.
- Food chains are made up of organisms, or living things, that are producers, consumers, and decomposers.

**DID YOU KNOW?**

A Food web is a group of Food chains. Most living things eat more than one type of Food, so Food chains can overlap and connect. Most living things are part of numerous Food chains within a Food web.

**PRODUCERS**

- Most Food chains start with organisms that make their own Food, like plants.
- Plants use the energy from the sun, water, and carbon dioxide, and nutrients to make their own Food through a process called photosynthesis.
- Living things that make their own Food are called producers.
- You might see the sun as the start of many Food chains. While the sun is not a living organism, it gives the producers the energy and Food they need to start the entire Food web.

**CONSUMERS**

Organisms that do not create their own Food must consume in a Food chain. These types of organisms are called consumers. Some consumers, called herbivores, eat only plants. Other consumers, called carnivores, eat only other animals. Some consumers, called omnivores, eat both plants and animals and are called consumers.

**DECOMPOSERS**

Organisms that eat dead plants, or herbivores, are called decomposers. Animals that eat the primary producers are called secondary consumers. For example, a hawk eats the squirrel and is the tertiary consumer.

**DECOMPOSERS**

Decomposers are bacteria and other organisms that break down dead plants and animals and are often the last step in the Food chain. They recycle nutrients back into the soil so that new plants can grow and give Food to the primary producers. Then the Food chain starts again.

**HW?**

Herbivores are living things that eat plants. Carnivores are living things that eat other animals. Omnivores are living things that eat both plants and animals.

teacher guide

**SCIENCE CENTER for FOOD CHAINS**

**GETTING STARTED**

Fill your center with lots of fun materials that your kids can use to investigate and explore the Food chain. Don't forget to include some books and vocabulary cards.

**SHARING TIME**

In a group setting of your choice ask, "who were my scientists today?" At this time those who went to the science center have a chance to tell the class what they discovered or observed and any questions they may have. We have a list of open-ended questions in this unit.

If a child makes an exciting discovery in the science center, they will surely want to share it with everyone, and it just can't wait! At this time, you can ask classmates to join you near the science center so your little scientist can share their findings and enthusiasm in just a short minute or two. You will need to come up with a sign or chant that designates that it is time for the kids to congratulate the scientist and also return to their center. It can be as simple as a fist bump, high five, thumbs up or a saying like, Good Job, Good Job, Hey! Your student's enthusiasm in the science center will entice others to go there tomorrow.

science center

**QUESTIONS TO ASK for FOOD CHAINS**

- How does a Food chain work?
- What is a producer? What is a consumer?
- What is an example of a Food chain? Arctic? Antarctic? Forest? Freshwater? Mountain? Desert? Savanna? Rainforest?
- How do producers make their own Food?
- How do consumers get their Food?
- Are you a producer or a consumer?
- What things are part of a Food chain where you live?
- What happens when the Food chain is broken?
- Which part of the Food chain is most important?
- Why are there so many Food chains?

**SCIENCE talk**

How would you know \_\_\_\_\_?

Why do you think that \_\_\_\_\_?

What else might have caused \_\_\_\_\_?

How can you explain your findings? Recall in your own words.

How was it different than \_\_\_\_\_?

How will you know if \_\_\_\_\_?

Do you think you could \_\_\_\_\_?

How did you decide \_\_\_\_\_?

Can you tell me about that?

How does that work?

Can you draw me a picture of your findings?

What will happen if \_\_\_\_\_?

What do you think is most important?

What happened when \_\_\_\_\_?

What would you change if \_\_\_\_\_?

How is this similar to something else you know?

Can you think of another way \_\_\_\_\_?

Create a new solution.

How would you handle this problem/challenge/question?

science questions

**FOOD CHAIN VIDEOS**

To help you with your planning of your Food Chain, we have curated a list of our Favorite Food chain VIDEOS!

- Food Chains Compilation by Crash Course Kids
- Food Chains for Kids by Free School
- The Food Chain by Odyssey Earth
- Food Chain | Food Web by Learning Junction
- PBS: The Food Web

**FOOD CHAIN BOOKS**

To help you with your planning of your Food Chain Unit, we have curated a list of our Favorite Food chain BOOKS!

Click anywhere on the page to link to our Amazon Favorite!

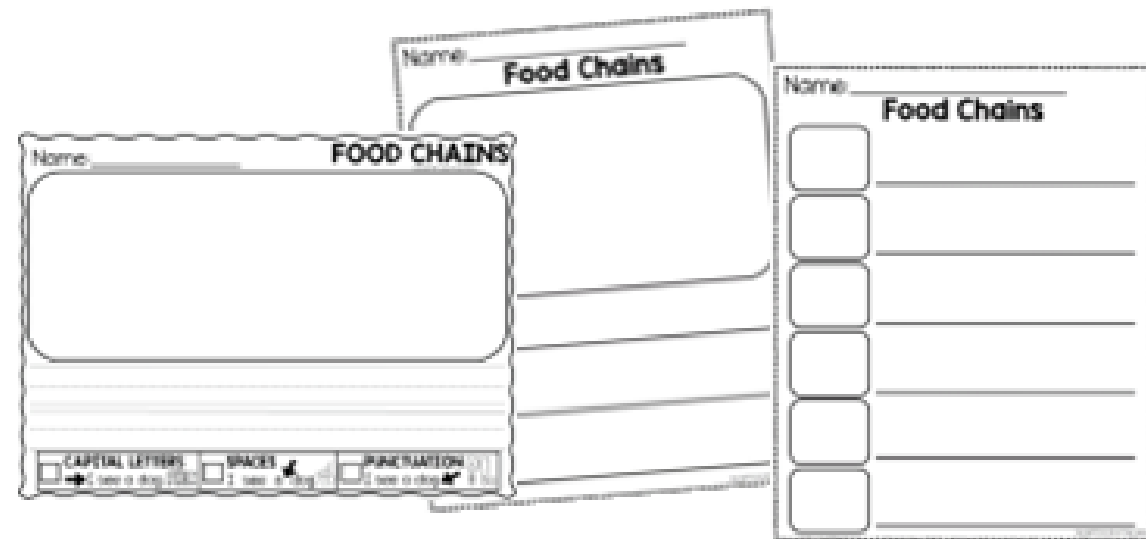
- Food Chains
- Food Chains Song
- Food Chains Song
- Food Chain Steam Train
- Food Chain Song
- Food Chain Song
- Mr. Heath's Food Chain
- Food Chain

**FOOD CHAINS SONGS**


To help you plan your Food Chains Unit, we have curated a list of our Favorite Food chain SONGS!

resource lists

# Take a Closer Look:



writing pages



word & picture cards



word wall

## FOOD CHAINS SENSORY BIN IDEAS

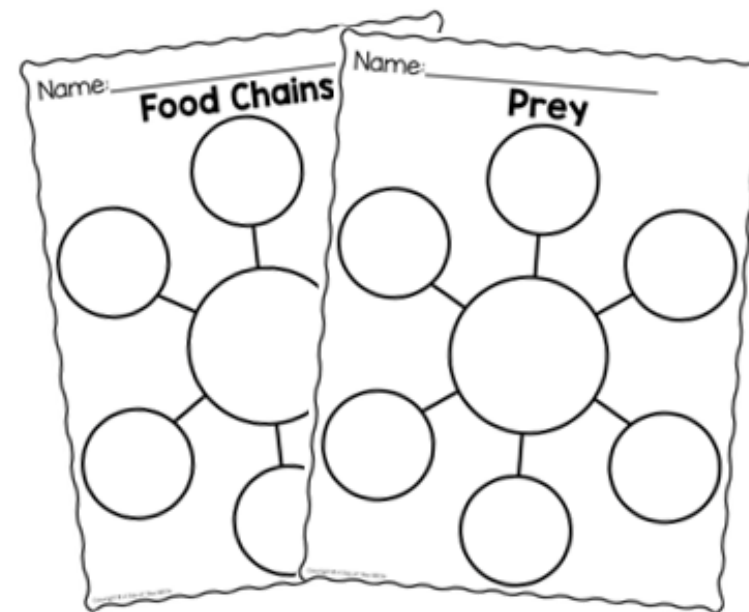
Sensory Bins support child development by improving motor skills, literacy as well as social and science skills. It can also provide a relaxing and calming experience.

- Things you might want to include in your bin
- Put green shredded paper or green lentils on bottom of bin to represent the ground
  - Put a plastic figure or paper cut out to represent the sun
  - Artificial green plants
  - Plastic bugs (bee, cricket, ladybug)
  - Plastic animals (Frog, mouse, bunny)
  - Larger plastic animals (owl, hawk)

By using their creativity, children can reenact the stages of the Food chain

In a small separate bin, you can put a laminated sheet of a large tooth and they can pretend to brush it using shaving cream to represent toothpaste.

sensory bin



circle maps



and so much more!

# Why Teachers LOVE it:



## OPTIONS

- ✓ Variations for differentiating
- ✓ Printables in color and B&W



## EASY TO USE

- ✓ Teacher Guide
- ✓ Lesson Plans
- ✓ Cross-curricular activities



## ENGAGING

- ✓ Real Pictures
- ✓ Fun Crafts
- ✓ Hands-on Activities



# What Teachers Are Saying



“This worked great with my science mini lessons! I love the pictures and the information was great.” -Sarah H.



“My students loved this! It was engaging, easy to use and understand, simple to prep, and the facts were presented clearly!” -Maria S.



“Thank you for the wonderful resource to support my students! I will definitely be using this again next year.” -Sylvia H.



# meet the team

I'm Jennifer... I am the founder and creator of A Dab of Glue Will Do and Dollar Teachers Club. I taught Kindergarten and 1st grade. I have a stash of chocolate in my desk and a Starbucks tea in my hand to keep me going. I love reading and watching my kiddos play soccer and do taekwondo.

*jennifer*



Here at A Dab of Glue Will Do, our team makes the lives of busy teachers a little easier by creating meaningful classroom resources to engage, encourage, and meet the needs of their little learners.

When you purchase from us, know that you're getting quality products made by teachers, for teachers. Customer service is our top priority, so please reach out to us with any questions or concerns.



# Join the Club!

When you join the Dollar Teachers Club, you get access to all of the printable AND digital products we've ever made, all of our freebies, exclusive members-only monthly resources, and lots more, all in ONE place. Save money, stress, and lots of time, and join the Dollar Teachers Club today!

**DOLLAR TEACHERS** club 



**CLICK HERE** 



# Let's Connect! ❤️



Did you know we send out freebies and teacher tips every Sunday? Want to be the first to know when we have a new product, sale, or special event?

Click the button below to join our community.

