

FIRE SAFETY ACTIVITY PACK

Teach your little learners about fire safety!



scroll
to take a
peek
inside

PK-2ND **318 PAGES**

Here is what is included:

- ✔ PowerPoints and printable posters
 - ✔ Definition posters and writing center
 - ✔ Reading comprehension worksheets
 - ✔ Fun worksheets and coloring pages
 - ✔ Vocabulary practice and emergent readers
 - ✔ Math and literacy activity pages
 - ✔ Crafts and bingo game
- ...and SO much more!

Here is a Sneak Peak:



Students will have a blast learning all about fire safety with this engaging unit!


Take a Closer Look:



powerpoint



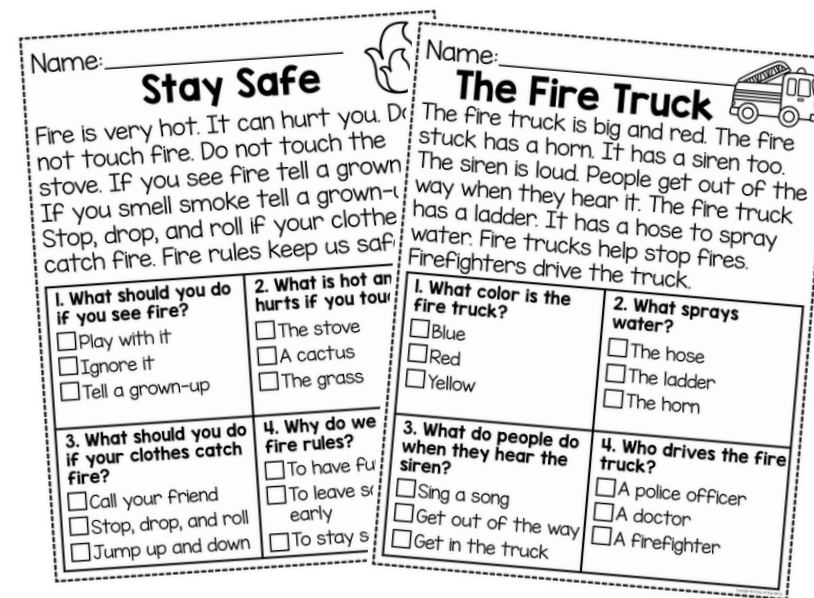
fire safety reader



hats



bulletin board

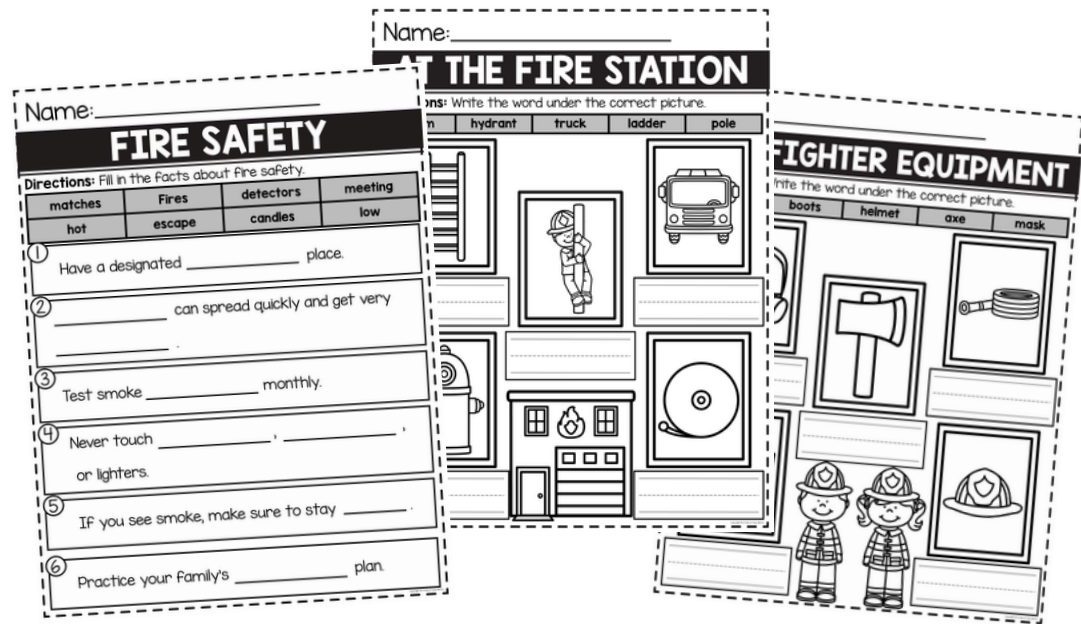


comprehension pages




flip book


Take a Closer Look:




vocab practice



literacy worksheets



math worksheets



fire truck craft



definition posters



writing prompts

Take a Closer Look:

TEACHER GUIDE
for **FIRE SAFETY**

FIRE SAFETY

- Fires are always possible, even when you try your best to avoid them. It is important that we teach our children what to do in case of a fire.
- At school, it is crucial to practice fire drills. All students should know the "meeting place" to go to in case they get separated from the class. It is also good to expose children to all the different exits near your classroom, so they know how to get outside.
- The most important messages to share with children include:
 - Fires are hot and dangerous! Do not touch one, go near one, or try to light one.
 - If there is a fire, get outside. Stay low to the ground or crawl to stay below the smoke.
 - Before opening any doors during a fire, check that the door isn't hot. If it is, go out a different way.

PLAYING WITH FIRE

- According to the American Red Cross, the U.S. Fire Administration estimates that more than 300 people are killed and more than \$200 million of property is destroyed each year due to children playing with fire.
- It is important to teach children that matches, lighters, stoves, and any other ignitable objects are dangerous items that should not be used by children. It is also best practice to keep these items out of reach.

FIREFIGHTER
SMOKE DETECTOR
FIRE ALARM

Fire Safety
Name: _____

Fire Safety
Name: _____

firefighter
smoke detector
fire alarm
meeting place
fire drill

FIRE HOSE
HELMET
FIRE HYDRANT
EXTINGUISHER
FIRE TRUCK

AXE

teacher guide

writing center

word wall

DO YOU KNOW WHAT TO DO IF THERE IS A FIRE?
YES NO

DO YOU KNOW WHAT TO DO IF THERE IS A FIRE?
YES NO

FIRE SAFETY BOOKS
To help with the planning of your Fire Safety Unit, we've curated a list of our favorite Fire Safety BOOKS!
Click a picture to be taken to the book on Amazon.

FIRE SAFETY VIDEOS
To help with the planning of your Fire Safety Unit, we've curated a list of our favorite Fire Safety VIDEOS!

FIRE SAFETY SONGS
To help with the planning of your Fire Safety Unit, we've curated a list of our favorite Fire Safety SONGS!

FIRE SAFETY bingo

weekly question

resource lists

bingo game

Take a Closer Look:

Name: _____

WORD SEARCH

Y M S E I A L A R M F D R O P A
S O Q X C N K Y E W I E B S D P
T T L A D D E R O S H I N T J X
H B O T U R M K G S K E R O L L
G R F O V I K R I C M E P P N T
I V E S B L O U S H E N A E K
L I C T M L G R A T M L O G R Z
H Y D R A N T I L E B O W N I J
S A C T I W O K S W I P K O F T
A K P T O N P O R J A E L E D X
L E X R E T H G I F E R I F I K
F E B S K L O R M I J V C O S Y
B I N H E L M E T L E R A P J U

HYDRANT	ALARM	LADDER	STOP	CRAWL
BOOTS	AXE	EXTINGUISHER	FLASHLIGHT	HELMET
SMOKE	POLE	WATER	DRILL	DROP
FIRE	TRUCK	FIREFIGHTER	ROLL	HOSE

word search

Name: _____

WORD SCRAMBLE

Directions: Unscramble the fire safety words.

EDLDAR	_____	NRYTAHD	_____
THEENIRXGUS	_____	TEARW	_____
POTS	_____	LEOP	_____
LARMA	_____	PROD	_____
SHOE	_____	EAX	_____
ESKMO	_____	REFI	_____
HRREEFFTIGI	_____		
LIDRL	_____		
RKUTC	_____		
LORL	_____		



word scramble

Name: _____

FIRE DRILL at SCHOOL

Directions: Write the word under the correct picture.

alarm line up wait teacher walk



Name: _____

FIRE DRILL at SCHOOL

Directions: Match the picture with the rule.

When you hear alarm, stop what you are doing.	Line up quickly and quietly.	Walk outside.
Wait quietly.	Follow your teacher's directions.	



school fire safety

Name: _____

FIRE SAFETY at HOME

Directions: Write the word under the correct picture.

extinguisher detector plan test meet place



Name: _____

FIRE SAFETY at HOME

Directions: Match the picture with the rule.

Test fire alarms monthly.	Call 9-1-1 if you see smoke or fire.	Have a fire escape plan with meeting place.
Have a fire extinguisher.	Do not hide.	

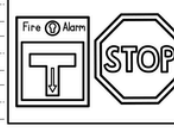



home fire safety


Name: _____

SCHOOL PROCEDURES

Directions: Write to describe the fire safety procedures.

- 

- 

- 


school procedures

Name: _____


STOP, DROP, ROLL

Directions: Trace the words, color the pictures, and practice the fire safety rules.

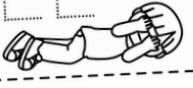
STOP



DROP






ROLL



Name: _____

STOP, DROP, ROLL

Directions: Write to describe the fire safety procedures.

- 
Stop
- 
Drop
- 
Roll

stop, drop, & roll

Take a Closer Look:

Name: _____

SAFETY FIRST

Directions: Sort the pictures as safe or unsafe.

<input type="checkbox"/>	<input type="checkbox"/>
--------------------------	--------------------------

stay low, play with matches, call 9-1-1, escape plan, no fire alarm, fire extinguisher, table, leave candle burning

safety sort

Name: _____

CALL 9-1-1

Directions: Answer the questions.

What is your name? _____

What is your address? _____

What is your phone number? _____

Name: _____

EMERGENCY

Directions: Answer the question and practice dialing for help.

What number do you call in an emergency? _____

PRACTICE DIALING!

1 2 3
4 5 6
7 8 9
* 0 #

911 review pages

Name: _____

SAFETY HUNT

Directions: Inspect your school for the fire safety items. You are the Fire Marshall today! Do you think your school will pass inspection? Write your prediction YES or NO on the clipboard.

Check your school for each item. Color YES or NO.

YES NO	YES NO	YES NO
YES NO	YES NO	YES NO

Did your school pass inspection? YES NO

safety hunt

Name: _____

FIRE SAFETY PLEDGE

Directions: Read each statement and color YES if you promise to follow it. Sign your name at the bottom.

I PROMISE TO...	
Never play with matches, lighters, or candles.	YES
Know my Family's escape plan and meeting spot.	YES
Remind my parents to check smoke detectors monthly.	YES
STOP, DROP, and ROLL if my clothes catch fire.	YES
Get outside and stay outside if there is a fire.	YES
Be careful around fire and stay away from things that are hot.	YES

Signature: _____

Name: _____

FIRE SAFETY PLEDGE

Directions: Read each statement and color the smiley face if you promise to follow it. Sign your name at the bottom.

I PROMISE TO...	
Never play with matches, lighters, or candles.	😊
Know my Family's escape plan and meeting spot.	😊
Remind my parents to check smoke detectors monthly.	😊
STOP, DROP, and ROLL if my clothes catch fire.	😊
Get outside and stay outside if there is a fire.	😊
Be careful around fire and stay away from things that are hot.	😊

Signature: _____

fire safety pledge

Name: _____

FIRE SAFETY TOOLS

Directions: Write a sentence to explain how each item is used for fire safety.

hydrant, escape plan, smoke detector

Name: _____

FIRE SAFETY TOOLS

Directions: Write a sentence to explain how each item is used for fire safety.

axe, ladder, extinguisher

Name: _____

FIRE SAFETY TOOLS

Directions: Write a sentence to explain how each item is used for fire safety.

hydrant, escape plan, smoke detector

fire safety tools

Name: _____

LABEL THE FIRE TRUCK

Directions: Label the fire truck.

ladder, door, hose, siren

Name: _____

LABEL THE FIREFIGHTER

Directions: Label the firefighter.

hydrant, hose, nozzle, water

Name: _____

LABEL THE FIRE STATION

Directions: Label the fire station.


pole, alarm, door, dog, ladder

label activities


Take a Closer Look:



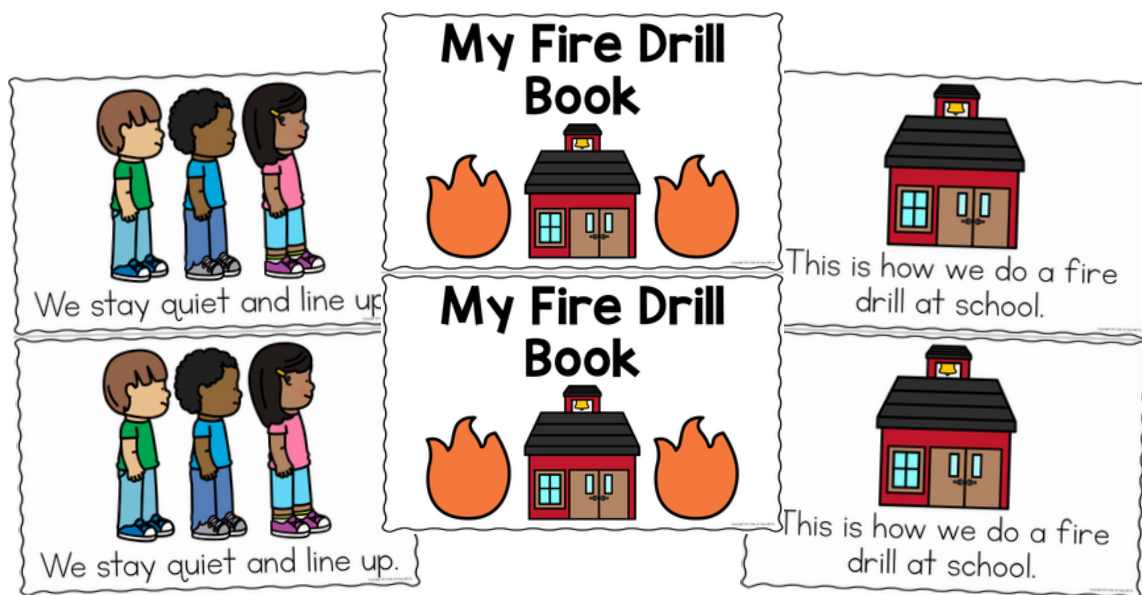
coloring pages



trace and color



color by code



fire drill book



firefighters reader



fire safety book

Why Teachers LOVE it:



OPTIONS

- ✓ Variations for differentiating
- ✓ Printables in color and B&W



EASY TO USE

- ✓ Teacher Guide
- ✓ Low-prep
- ✓ Activity Directions



ENGAGING

- ✓ Real Pictures
- ✓ Fun Crafts
- ✓ Hands-on Activities



What Teachers Are Saying



“I can’t wait to use this for our Fire Safety Week in October! It has everything I need for a fun unit!”



“We teach fire safety to our students every fall and I love having these resources on hand.”



“My kids love the activities and I especially like that some of the readers can act like social stories for fire drills! Thanks for this!”

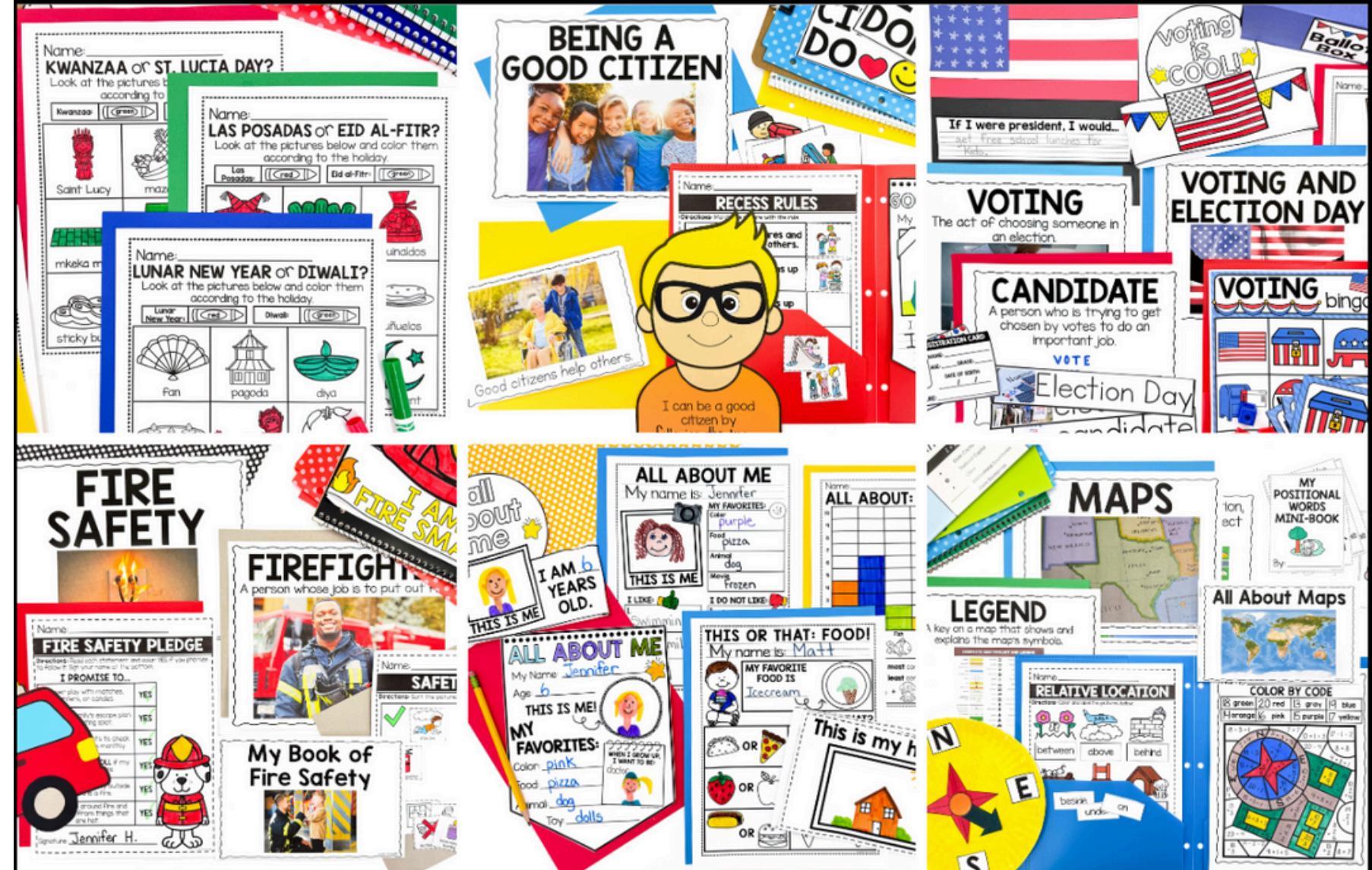


Buy the bundle and SAVE!

- ✔ Save over \$180
- ✔ Get over 30 units
- ✔ Covers social studies standards

CLICK HERE 

SOCIAL STUDIES ENDLESS BUNDLE



GROWING  **40 TOPICS**

meet the team

I'm Jennifer... I am the founder and creator of A Dab of Glue Will Do and Dollar Teachers Club. I taught Kindergarten and 1st grade. I have a stash of chocolate in my desk and a Starbucks tea in my hand to keep me going. I love reading and watching my kiddos play soccer and do taekwondo.

jennifer



Here at A Dab of Glue Will Do, our team makes the lives of busy teachers a little easier by creating meaningful classroom resources to engage, encourage, and meet the needs of their little learners.

When you purchase from us, know that you're getting quality products made by teachers, for teachers. Customer service is our top priority, so please reach out to us with any questions or concerns.



Join the Club!

When you join the Dollar Teachers Club, you get access to all of the printable AND digital products we've ever made, all of our freebies, exclusive members-only monthly resources, and lots more, all in ONE place. Save money, stress, and lots of time, and join the Dollar Teachers Club today!

DOLLAR TEACHERS club 



CLICK HERE 



Let's Connect!



Did you know we send out freebies and teacher tips every Sunday? Want to be the first to know when we have a new product, sale, or special event?

Click the button below to join our community.

