

EARTH DAY ACTIVITY PACK

Make learning
about Earth Day
engaging & fun!



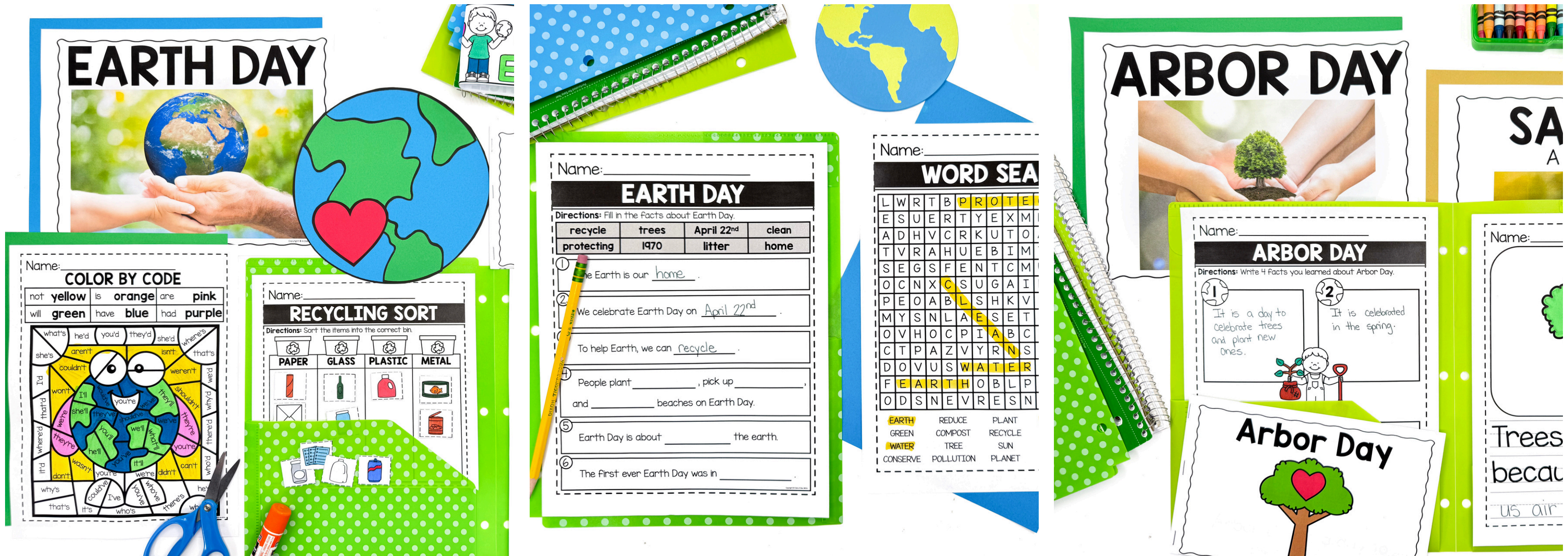
scroll
to take a
peek
inside

PK-2ND 50 activities

Here is what is included:

- ✔ PowerPoints and printable posters
 - ✔ Definition posters and writing center
 - ✔ Emergent and interactive readers
 - ✔ Bonus Arbor Day lessons and materials
 - ✔ Coloring pages and word games
 - ✔ Reading comprehension worksheets
 - ✔ Crafts and crowns
- ...and SO much more!

Here is a Sneak Peak:



Engage your students in hands-on learning with our Earth Day Activity Pack!

Take a Closer Look:



powerpoint



Earth Day reader



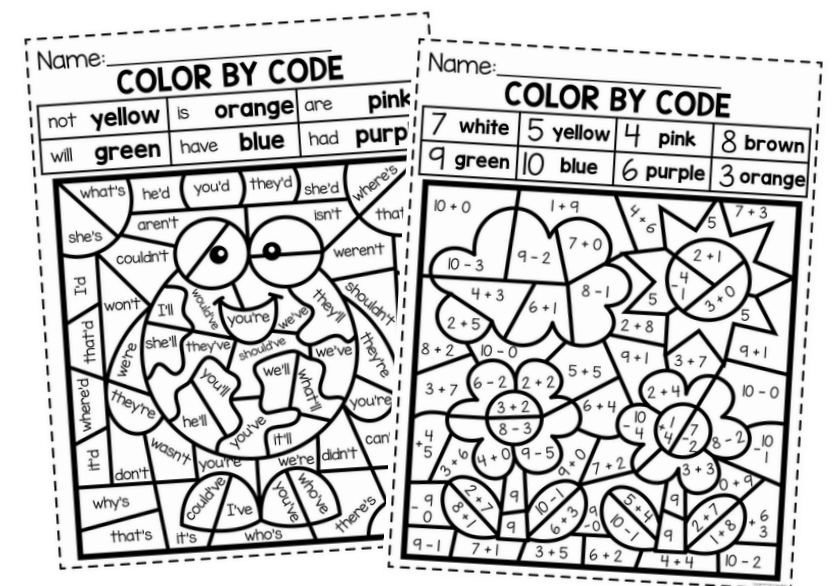
I can help reader



Earth Day hats






I can recycle reader



color by code

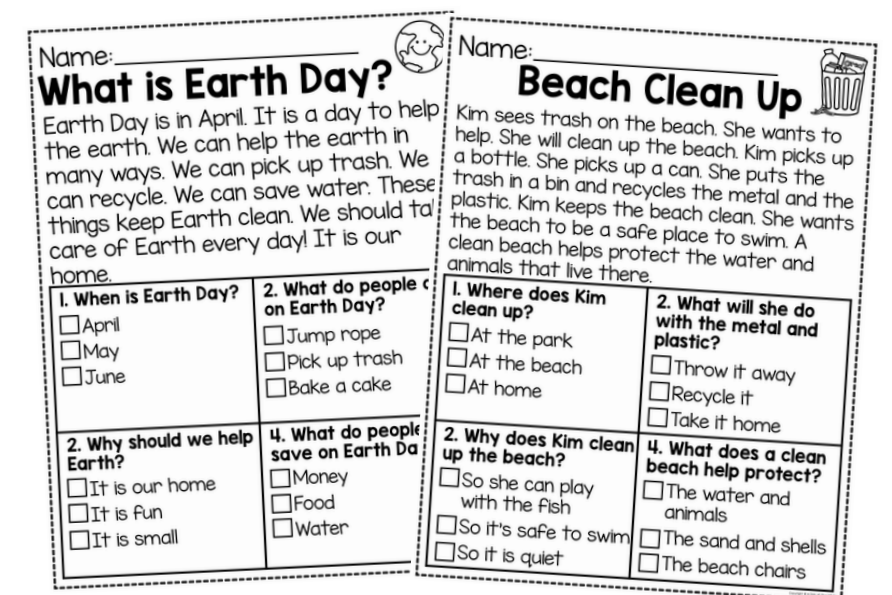

Take a Closer Look:



coloring sheets

trace and color

word search



definition posters

Earth Day craft

comprehension

Take a Closer Look:

Name: _____

EARTH DAY

Directions: Write 4 facts you learned about Earth Day.

1

2

3

4

Name: _____

FOLLOW DIRECT

Directions: Follow the steps below to color the picture.



Recycling is _____

Color the girl's shirt **pink**.
 Color the boy's pants **brown**.
 Color the rolling trash can **gray**.
 Color the boy's shirt **orange**.
 Color the girl's pants **gray**.
 Color the girl's hair **black** and the boy's hair **black**.
 Draw a **red** heart on the boy's shirt.
 Color the bows in the girl's hair **purple**.
 Draw some **green** grass between the trash can and bin.
 Color the recycling bin **blue**.
 Color the girl's shoes **brown** and the boy's shoes **black**.


worksheets

Name: _____

EARTH DAY

Directions: Match the word with the correct picture.

litter	Earth	recycle	compost	pollution
--------	-------	---------	---------	-----------



Name: _____

EARTH DAY

Directions: Fill in the Facts about Earth Day.

recycle	trees	April 22 nd	clean
protecting	1970	litter	home


- The Earth is our _____.
- We celebrate Earth Day on _____.
- To help Earth, we can _____.
- People plant _____, pick up _____ and _____ beaches on Earth Day.
- Earth Day is about _____ the earth.
- The first ever Earth Day was in _____.

vocab practice

Name: _____

HELP OR HURT

Directions: Color the face to show if the picture helps or hurts Earth.



Name: _____

HELP OR HURT

Directions: Circle the word to show if the picture helps or hurts Earth.

HELP	HURT	HELP	HURT	HELP	HURT
HELP	HURT	HELP	HURT	HELP	HURT
HELP	HURT	HELP	HURT	HELP	HURT
HELP	HURT	HELP	HURT	HELP	HURT
HELP	HURT	HELP	HURT	HELP	HURT


help or hurt

Name: _____

RECYCLING SORT

Directions: Sort the items into the correct bin.

PAPER	GLASS	PLASTIC	METAL



recycling sort

Name: _____

SYLLABLE SORT


Directions: Color the number of syllables to match the picture.

1 2 3	1 2 3	1 2

Name: _____

EARTH DAY ADJECTIVE

Directions: Color all the objects with adjectives.



Name: _____

PLURAL NOUNS

Directions: Read the word, circle the plural form, write it.

READ	CIRCLE	WRITE
bush	bushs bushes	
cat	cats cates	
fix	fixs fixes	
lunch	lunchs lunches	
chair	chairs chaires	
boy	boys boyes	
dish	dishs dishes	
truck	trucks truckes	
buzz	buzzs buzzes	
dress	dresss dresses	

literacy worksheets

Name: _____

ADD OR SUBTRACT

Directions: Solve the problems.

$3 + 3$	$14 - 2$	$9 + 5$	$18 - 6$
$15 - 1$	$10 + 10$	$16 - 5$	$9 + 8$
$13 + 5$	$19 - 18$	$6 + 6$	

Name: _____

COUNTING CANS

Directions: Fill in the missing numbers.

5			20	25
	40		50	
65		75		

Name: _____

COMPOST COMPARE

Directions: Compare the numbers using >, <, or =.

17	17	29	18
54	21	111	101
41	14	3	33
72	99	64	64
113	110	74	47
60	85	10	8

math worksheets

Take a Closer Look:

TEACHER GUIDE for EARTH DAY

HISTORY OF EARTH DAY

- Earth Day began in 1970. A United States Senator from Wisconsin organized a national demonstration to raise awareness about environmental issues.
- The Senator chose April 22nd because it was in between most students' spring breaks and their final exams. He was hoping to encourage young people to participate. On the first Earth Day, more than 2,000 colleges and universities participated, along with 10,000 public schools and millions of the American people.
- By 1990, Earth Day was celebrated globally in more than 140 countries.

DID YOU KNOW?

There is a song called "Earth Anthem" that was written in 2003 by Indian poet Abhay Kumar that has been named the official Earth Day song.

OUR RESPONSIBILITY TO EARTH

- The best way we can teach children how to care for the earth is to model earth-friendly behavior. Make changes in our own lives, both big and small, and show our children the importance of taking responsibility for Earth.
- We can teach children that everyone can make a difference and that every one of them is important in taking care of Earth.

COMMON MISCONCEPTIONS

- Kids may misunderstand what can and can't be recycled. We can teach them to look for the recycling symbol on products.
- Many children may think we have an unlimited supply of usable water. In most places in the United States, children see water everywhere and have clean water available. In reality, only a tiny percentage of water on Earth is usable by humans (less than 1%). This is why we teach water conservation.
- Children may think that trash simply disappears when they throw it away. We can teach students about landfills and how the trash we produce is handled.

DID YOU KNOW?

Earth Day has inspired people all over the world to do something that benefits the earth. In 2012, more than 100,000 people in China rode bikes to work. In 2011, 28 million trees were planted in Afghanistan.

BENEFITS OF TREES

- The earth loses more than 15 billion trees each year.
- Fifty-six acres of forest are destroyed each minute.
- Trees use carbon dioxide in the air and losing so many trees can negatively affect climate change, animal extinctions, food shortages, and more.
- We can teach children that trees are beneficial for many reasons. They provide oxygen, shade, food, homes, and materials.

teacher guide

Name: _____

Earth Day

reduce reuse

LITTER REUSABLE EARTH EARTH

Earth Day

CAPITAL LETTERS SPACES PUNCTUATION

writing center

reduce reuse recycle waste litter

REUSE RECYCLE WASTE LITTER

CONSERVE LANDFILL

word wall

HAVE YOU EVER RECYCLED SOMETHING?

YES NO

HAVE YOU HEARD OF THE 3R'S?

YES NO

weekly question

EARTH DAY SONGS

To help with the planning of your Earth Day Unit, we have curated a list of our favorite Earth Day SONGS!

- How to Recycle? by Lingokids
- The Recycling by Boo B
- The Garbage Truck Song by Gecko and Blippi
- Reduce Reuse by The Kid
- Recycle Earth Day Song by Jack Hartmann
- On This by Jack I

EARTH DAY BOOKS

To help with the planning of your Earth Day Unit, we have curated a list of our favorite Earth Day BOOKS!

Click a picture to be taken to the book on Amazon.

- The Earth Book
- Plastic Bottle
- Compost Stew
- How Plastic Hurts the World by SciShow Kids
- Earth Day 10
- Earth Ninja
- Andre Plants a Tree
- What's So Green?
- Recycling For Kids by Kids Academy

EARTH DAY VIDEOS

To help with the planning of your Earth Day Unit, we have curated a list of our favorite Earth Day VIDEOS!

- Enter Virtual with Florida PBS
- How Plastic Hurts the World by SciShow Kids
- Earth Day IS ON APRIL 22ND!
- 1st of Compost for Kids
- Earth Day For Kids by Homeschool Pop
- Recycling For Kids by Kids Academy

resource lists

EARTH DAY

bingo

bingo game


Take a Closer Look:

Name: _____

WORD SCRAMBLE

Directions: Unscramble the Earth Day words.

CEEDRU _____	SNU _____
RETILT _____	MOOSTCP _____
TOOLPNLIU _____	YCCEELR _____
NPATEL _____	RETE _____
EATRW _____	VOSEECRN _____
RAI _____	EATNRU _____
RNEGE _____	
RATHE _____	
CROPTTE _____	
SUREE _____	



Name: _____

PAPER PLEASE!

Directions: Color all the paper items.

Name: _____

PLASTIC PLEASE!
















Directions: Color all the plastic items.



Name: _____

SCAVENGER HUNT

Directions: Go outside for an Earth Day walk. Put an X on the things you see.

 sun	 grass	 caterpillar	 seeds
 rock	 bird	 clouds	 tree
 squirrel	 leaf	 water	 flower
 butterfly	 ant	 soil	 bee

word scramble

material worksheets

scavenger hunt




bulletin board

Name: _____

REDUCE, REUSE, RECYCLE

Directions: Sort the items into the correct column.

REDUCE	REUSE	RECYCLE



3R's sort

Name: _____

RECYCLE OR TRASH

Directions: Sort the items into the correct bin.

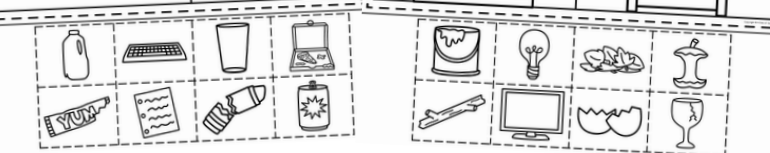
RECYCLE	TRASH

Name: _____

TRASH OR COMPOST

Directions: Sort the items into the correct bin.


TRASH	COMPOST




trash sorts

Bonus Arbor Day Preview:

ARBOR DAY




Arbor Day is a holiday typically celebrated on the last Friday in April.




Arbor Day is a day to plant trees.

Arbor Day




Arbor Day is a day to plant trees.

Arbor Day




Arbor Day is a day to plant trees.

Arbor Day



Arbor Day is a day to plant trees.

Arbor Day



Arbor Day is a day to plant trees.

I Can Plant a Tree



First, I will dig a hole.

I Can Plant a Tree



Then, I will cover the seed with soil.

Arbor Day powerpoint

Arbor Day reader

plant a tree reader




Arbor Day craft

Name: _____

LABEL the PICTURE

Directions: Label the picture.

girl tree shovel sapling



Name: _____

ARBOR DAY

Directions: Write 4 Facts you learned about Arbor Day.

1 _____

2 _____

3 _____

4 _____

Trees are helpful because _____

Arbor Day worksheets

Name: _____




How can you celebrate Arbor Day?

Name: _____

Let me tell you how to plant a tree.

writing prompts

Bonus Arbor Day Preview:



Arbor Day coloring

trace and color

Arbor Day hat

Name: _____

What is Arbor Day?

Arbor Day is in April. It is a day to plant trees. Trees give us air. They also give us shade. Trees are beautiful. Some trees give us fruit to eat. Trees are also homes for animals. We plant trees on Arbor Day to help the Earth.

<p>1. What do people plant on Arbor Day?</p> <input type="checkbox"/> Beans <input type="checkbox"/> Trees <input type="checkbox"/> Corn	<p>2. What can trees give us?</p> <input type="checkbox"/> Fruit <input type="checkbox"/> Money <input type="checkbox"/> Candy
<p>2. Why should we plant trees?</p> <input type="checkbox"/> They make us rich <input type="checkbox"/> They help us sleep <input type="checkbox"/> They give us air and shade	<p>4. What do trees give to animals?</p> <input type="checkbox"/> Homes <input type="checkbox"/> Wood <input type="checkbox"/> Leaves

APRIL
The 4th month of the year when Arbor Day is celebrated



NEBRASKA
The first state to celebrate Arbor Day.



ARBOR DAY
A holiday celebrated in April that encourages people to plant trees.




definition posters

Name: _____

COLOR BY WORD FAMILY

yellow	pink	green
blue	purple	brown



color by code

comprehension

Why Teachers LOVE it:



OPTIONS

- ✓ Variations for differentiating
- ✓ Printables in color and B&W



EASY TO USE

- ✓ Teacher Guide
- ✓ Low-prep
- ✓ Activity Directions



ENGAGING

- ✓ Real Pictures
- ✓ Fun Crafts
- ✓ Hands-on Activities



What Teachers Are Saying



“This was the perfect resource for April! Thank you for the Arbor Day bonus too, it was a nice addition!”



“Another great holiday pack. My students love the worksheets and activities and I love how easy it is to teach!”



“I loved this unit! I loved how I could use the math and ELA pages throughout the week too.”



meet the team

I'm Jennifer... I am the founder and creator of A Dab of Glue Will Do and Dollar Teachers Club. I taught Kindergarten and 1st grade. I have a stash of chocolate in my desk and a Starbucks tea in my hand to keep me going. I love reading and watching my kiddos play soccer and do taekwondo.

jennifer



Here at A Dab of Glue Will Do, our team makes the lives of busy teachers a little easier by creating meaningful classroom resources to engage, encourage, and meet the needs of their little learners.

When you purchase from us, know that you're getting quality products made by teachers, for teachers. Customer service is our top priority, so please reach out to us with any questions or concerns.



Join the Club!

When you join the Dollar Teachers Club, you get access to all of the printable AND digital products we've ever made, all of our freebies, exclusive members-only monthly resources, and lots more, all in ONE place. Save money, stress, and lots of time, and join the Dollar Teachers Club today!

DOLLAR TEACHERS club 



Let's Connect! ❤️



Did you know we send out freebies and teacher tips every Sunday? Want to be the first to know when we have a new product, sale, or special event?

Click the button below to join our community.

